

MLB
NL EAST DIVISION
CHAMPIONS
— 20 **P** 24 —



2025 Media Guide



At long last, Dick Allen is heading to the National Baseball Hall of Fame.

One of the greatest sluggers of his generation, Allen was elected by the Classic Baseball Era Committee and will be posthumously inducted on July 27, 2025. During his 15-year major league career, which included nine seasons with the Phillies (1963-69; 1975-76), Allen posted a slash line of .292/.378/.534 (.912 OPS) with 320 doubles, 79 triples, 351 home runs, 1,119 RBI, 1,099 runs scored and 133 stolen bases in 1,749 games. The 1964 National League Rookie of the Year made seven All-Star teams, including three with the Phillies, and was named Most Valuable Player of the American League in 1972.

TABLE OF CONTENTS

PERSONNEL

Baseball Personnel	16-25
Club Ambassadors	31-32
Executives	8-15
Front Office Personnel	4-7
Major League Staff	26-27
Medical Personnel	28-30
Special Advisors	25

2025 PHILLIES

2025 40-Man Roster & Non-Roster Invitees	47-50
Coaching Staff	36-46
Manager Rob Thomson	34-35
Player Biographies	51-214

2024 REVIEW

Day By Day	228-229
Detailed Fielding	224
Detailed Hitting	222
Final Statistics	220
Highs & Lows	225
Major League Standings	217
Miscellaneous Club Statistics	222
Pinch Hitting	221
Runners in Scoring Position	221
Spring Training Statistics	218-219
Starters by Batting Order	226
Starters by Fielding Position	227
Team Hitting	223
Team Notes	216
Team Pitching	223
Transactions	226-227
Wild Card Standings	217

HISTORY

All-Time Coaches Roster	242
All-Time Win/Loss Records	281
All-Time Roster	234-241
Attendance Records	280
Best Season Records	282
Best/Worst Homestands & Road Trips	283
Best/Worst Monthly Records	285
Club Streaks	287
Draft Selections	279
Important Dates	245
Interleague Play	281
Last Time It Happened	248
Long Games	286
Managers	241
Miscellaneous Club Records	287
Opening Day	246-247
Phillies All-Time Postseason Leaders	278
Phillies Team History	232-233
Postseason History	260-277
Regulars by Position	250-254
Retired Numbers	255-259
Season Starts	282
Service Time	249
Sweep Information	284
Tie Games	245
Trades	248
Uniform Numbers	246
Year-By-Year Finish	242-244

AWARDS

All-MLB Team	294
All-Star Selections & Information	290-291
All-Vet Team	294
Award Winners	292-293
BBWAA Awards	298
Bill Giles and Larry Rojas Awards	295
Centennial Team	294
Dallas Green Award	296
Fielding Bible Award	294
John Vukovich Award	296
National Baseball Hall of Famers	298
Paul Owens Award	295
Rawlings Gold Glove Award Winners	294

AWARDS (cont.)

Richie Ashburn & David Montgomery Award	296
Roberto Clemente Award	294
Silver Slugger Award Winners	293
Wall of Fame	297

HITTING

Big Innings	331
Career Batting Top 10	300
Double Figures	302
First Major League Hit a Home Run	307
Grand Slams	311
Hitting Streaks	336
Home Runs	303-305
Home Runs – Game	306-307
Home Runs – Season	308-310
Individual Batting Records	332-333
Inside-the-Park Home Runs	312
NL Triple Crown Winners	313
Phillies Batting Champions	302
Phillies Hitting for the Cycle	302
Pinch Hitting	314-316
Pinch-Hitting Records	335
Runs Batted In	313
Runs, Hits – Game	330
Season Batting Top 10	301
Season Leaders	317-319
Season Leaders by Position	322
Stolen Bases	328-329
Team Batting Records	334-335
Walk-Off Home Runs	312
Yearly Batting Leaders	320-327

PITCHING

Career Pitching Top 10	338
Individual Pitching Records	351-352
Miscellaneous Pitching Records	341-342
No-Hitters/One-Hitters	340
Scoreless Streaks	347
Season Leaders	343-344
Season Pitching Top 10	339
Shutouts	341
Team Pitching Records	353
Winning & Losing Streaks	350
Yearly Pitching Leaders	345-350

DEFENSE

Career Games by Position	360
Club Fielding Records	359
Consecutive Errorless Games by Position	360
Fielding Records by Position	359
League Leaders – Defense	356
Outfield Assists	358
Triple Plays	357

SCOUTING & PLAYER DEVELOPMENT

2024 Minor League Notes	378
2024 Minor League Review	379-390
Minor League Affiliates & Staff	371-377
Minor League Players	391-438
Player Development Staff	366-370
Scouting Staff	362-365

GENERAL INFORMATION


2025 Media Information	446-447
Citizens Bank Park Directory	450
Citizens Bank Park Facts	452-456
Citizens Bank Park Ground Rules	457
Citizens Bank Park Seating Diagram	451
How to Figure	458
Phillie Phanatic	456
Phillies Broadcasters	440-444
Phillies in the Community	448-449
Phillies Television & Radio Networks	445
Public Address Announcer	444
Qualifying Marks	457
Rain Rules & Rules of Interest	458
Spring Training Information	459-460

BILLY WAGNER



HALL OF FAME
CLASS OF 2025

Billy Wagner P



The 2025 Philadelphia Phillies Media Guide was published in March 2025. Newspapers, websites, magazines, radio and television stations needing additional information should contact the Phillies Communications Department at:
Citizens Bank Park, One Citizens Bank Way, Philadelphia, PA 19148; (215) 463-6000.



CREDITS

Executive Editor: Kevin Gregg

Editor: Christine Negley

Associate Editors: Chris Ware, Elyssa Kaplan, Dillon Siddiqi, Santino Primerano

Cover Design: Melissa Maani

Photography: Miles Kennedy, Mitchell Leff, Chanda Jones, Heather Barry, Ashley Craven, Thomas Briglia, Sarah Boekholder, Derik Hamilton, Tommy Muir, Daniel Shirey, Hector Vilorio, Tyrese Williams, Phil Flynn, Rusty Kennedy, Rosemary Rahn, Al Tielemans, Bob Warrington, MLB Photos, Getty Images

Statistics provided by MLB Stats Reporting Platform, STATSPASS and Elias Sports Bureau. Special thanks to Larry Shenk, Jay McLaughlin, Jake Primack, Maurizio Ortiz, Sam Jellinek, Jake Starr, Greg Giombarrese and Josh Sperber.

Copyright © 2025 The Phillies

PERSONNEL



FRONT OFFICE PERSONNEL

PHILLIES OWNERSHIP

The Middleton Family	The Buck Family
The Middleman Family	The Morgan Family
The Weissenberger Family	The Gillick Family
The Montgomery Family	

EXECUTIVE MANAGEMENT

Managing Partner and Chief Executive Officer	John Middleton
President, Baseball Operations	David Dombrowski
Vice Chairman	Stan Middleman
Chairman Emeritus	Bill Giles
Senior Vice President & Chief Financial Officer	John Nickolas
Chief Revenue Officer	Jacqueline Cuddeback
Senior Vice President, Ticket Operations	John Weber
Manager, Executive Office	Adele MacDonald
Manager, Ownership	Christa Murphy
Manager, Business Operations	Justina Campana
Coordinator, Executive Office	Amy Harris

LEGAL AND HUMAN RESOURCES

Vice President & General Counsel	Leslie Safran
Deputy General Counsel	Frankie Garland
Head of Human Resources	Jon Madden
Director, Human Resources	Lisa Knechtel
Manager, Human Resources & Benefits	Janelle Kahn
Manager, Human Resources - Florida Operations	Karina Cano
Human Resources & Talent Acquisition Specialist, Business Operations	Tiana Mandala
Coordinator, Human Resources	Ryan Kologie
Coordinator, Human Resources & Benefits	Daniele DeFrank

ADMINISTRATION

Manager, Office Food Services	Donna Walton
Coordinator, Office Food Services	Sharon von Fischer

TECHNOLOGY SERVICES

Vice President, Chief Technology Officer	Sean Walker
Senior Director, Technology Services	Matt Bryan
Director, Information Technology	Bob Tonnnon
Director, Technology Systems Architect	Kevin Donohue
Director, Video Engineering	Martin Otremsky
Director, Enterprise Applications	Michael Cunningham
Principal, Technology Systems Architect	Kevin Stephens
Technical Project Manager	Tricia Rubino
Manager, Technology Operations	Kristine Robicheaux
Manager, Technology Services	Trey Hurst
Broadcast Technology Engineer	Rich Rivera
Broadcast Technology Coordinator	Valerie Bendas
Technology Services Analyst	Chris Vivero
Technology Services Analyst	Sabrina Veitz
Business Systems Analyst	Gregg Beck
Business Systems Analyst - Enterprise Applications	Dana Bader
Project Analyst	Catherine Brown
CRM Coordinator	Joe Bartlett

BASEBALL OPERATIONS

Vice President, General Manager	Sam Fuld
Vice President, General Manager	Preston Mattingly
Assistant General Manager	Anirudh Kilambi
Assistant General Manager	Ned Rice
Assistant General Manager	Jorge Velandia
Senior Advisor	Pat Gillick
Senior Advisor to the General Manager	Larry Bowa
Senior Advisor to the General Manager	Charlie Manuel
Special Assistant to the General Manager	Howie Kendrick
Special Advisor to Baseball Operations	Cole Hamels
Special Advisor	Mike Schmidt

Senior Director, Baseball Research & Development	Alex Nakahara
Director, Baseball Operations	Corinne Landrey
Director, Mental Performance, Life Skills, and Education	Ceci Craft
Director, Mental Health	Deanna Nobleza
Director, Staff Recruitment & Talent Development	Steve Moser
Director, Team Travel	Jameson Hall
Manager, Team Travel	Michael Roche
Manager, Baseball Operations	Trey Baur
Mental Health Counselor	Antonio Cordero
Coordinator, Baseball Operations	Frankie Scimeca
Lead Quantitative Analyst, Baseball Operations	Emmett Kiernan
Analyst, Baseball Operations	Patrick Brennan
Staff Recruitment & Administration Specialist, Baseball Operations	Carly Histing
Spanish Language Interpreter	Diego D'Aniello
Scouting	
Assistant General Manager, Amateur Scouting	Brian Barber
Director, Amateur Scouting Administration	Rob Holiday
Director, Professional Scouting	Mike Ondo
Senior Advisor, International Scouting	Sal Agostinelli
Director, International Scouting	Derrick Chung
Assistant Director, Amateur Scouting	Connor Betbeze
Assistant Director, International Scouting	Blake Crosby
Special Assistant to Player Development & International Scouting	Juan Samuel
National Scouting Coordinator	Darrell Connor
National Scouting Coordinator	David Crowson
Coordinator, Latin America	Jesus Mendez
Coordinator, Latin America	Carlos Salas
Coordinator, International Scouting	Maurizio Ortiz
Video Coordinator, Amateur Scouting	Alex Rosen
International Video Scouting Assistant	Kelvin Paulino
Player Development	
Director, Player Development	Luke Murton
Director, Minor League Operations	Lee McDaniel
Director, Minor League Training Facilities and Equipment	Joe Cynar
Director, International Operations	Ray Robles
Director, Hitting Development	Edwar Gonzalez
Director, Pitching Development	Casey Weathers
Director, Pitching Development - Programming	Travis Hergert
Assistant Director, Player Development and Process Improvement	Dana Parks
Assistant Director, Player Development	Edwin Soto
Assistant Director, Strength & Conditioning	Patrick Trainor
Special Assistant to Director of Player Development	Matt Martin
Senior Manager, Minor League Administration	Dianne Gonzalez
Manager, Life Skills & Education	Colleen Mitchell
Minor League Field Coordinator	Kevin Bradshaw
Florida Complex Coordinator	Keith Werman
Assistant Florida Complex Coordinator	Ray Ricker
Minor League Hitting Coordinator	Jake Elmore
Defensive Coordinator, Catching	Joe Mangiameli
Defensive Coordinator, Infield	Adam Everett
Defensive Coordinator, Outfield	Andy Abad
Lower Level Pitching Coordinator	Vic Diaz
DR Field Coordinator	Manny Amador
Assistant Coordinator, DR Academy	Josh Lipman
Rehab Coordinator	Brittany Gooch
Minor League Complex & Rehab Pitching Coordinator	Aaron Barrett

FRONT OFFICE PERSONNEL

PDC Pitching Coach/Assistant Rehab Pitching

Coordinator Jarrod Parker
 Minor League Rehab Strength & Conditioning

Coordinator Dan Liburd
 Minor League Medical Coordinator Justin Ahrens
 Latin America Medical Coordinator David Archer
 Minor League Nutrition Coordinator Leila Del Rosario
 Minor League Performance Dietitian Akiilah Phillips
 Minor League Performance Dietitian Erin Ryan
 Minor League Performance Nutritionist Jana Bridgman
 Minor League Physical Therapist Katie Reese
 Minor League Physical Therapist Alan Ng
 Minor League Medical Operations Liaison Troy Hoffert
 Minor League Athletic Trainer Andrew Dodgson
 Minor League Athletic Trainer Meaghan Flaherty
 Minor League Athletic Trainer Keita Isaji
 Minor League Athletic Trainer Raul Perez Bermudez
 Minor League Athletic Trainer Peter Walukiewicz
 Minor League Athletic Trainer Marissa VanHassel
 Minor League Assistant Athletic Trainer Sara Binkley
 Mental Performance Coordinator Todd Dilbeck
 Mental Performance Scouting & Rehab

Coordinator Traci Statler
 Mental Performance Coach Frances Cardenas
 Mental Performance Coach Brea Hapken
 Mental Performance Coach Giannina Cipolloni
 Mental Performance Coach Manuel Antuña
 Coordinator, Minor League Operations Jose Hidalgo
 Administrator, International

Operations Francisco Hernandez
 Coordinator, Minor League Equipment Josh Glazman
 Coordinator, Clubhouse Services,
 Carpenter Complex Vincent Pezzino
 Coordinator, Clearwater Clubhouse
 Food & Beverage Matt Catalano
 Assistant, Player Development Jake Primack
 Assistant, Player Development Miguel Prestol
 Lead Teacher, Life Skills & Education Paola Mora
 Lead Teacher, English Language Learner

Program Isabela Karay
 Receptionist Ellen Petuck

Foundational Research & Applied Biomechanics

Director, Foundational Research &
 Applied Biomechanics Dan Aucoin
 Manager, Applied Biomechanics Kyle Lindley
 Lead Quantitative Analyst Sam Bornstein
 Lead Quantitative Analyst Danny Friedman
 Lead Quantitative Analyst Kyle Lennon
 Lead Quantitative Analyst David Slusser
 Lead Quantitative Analyst Grey Wilburn
 Lead Performance Analyst/Coordinator,

Pitching Development Anthony Brady
 Lead Lab Analyst/Coordinator,
 Pitching Development David Howell
 Quantitative Analyst Ted Zerbe
 High Performance Analyst Ben Jones

Predictive Modeling

Director, Predictive Modeling Pat McFarlane
 Senior Quantitative Analyst Saul Forman
 Senior Quantitative Analyst Brett Durborow
 Senior Quantitative Analyst Isaac Kleisle-Murphy
 Lead Quantitative Analyst Brett Mele
 Quantitative Analyst Jack Remmert
 Quantitative Analyst Sam Sitarski
 Quantitative Analyst Chris Adams
 Quantitative Analyst Ben Wieland
 Quantitative Analyst Caleb Woo

Software Engineering

Director, Software Engineering Tegan Ashby
 Staff Software Engineer Sam Drapeau
 Staff Software Engineer Ryan Quisenberry
 Manager, Software Engineering Casey Thayer
 Senior Software Engineer Chris Schlitt
 Senior Software Engineer Brian Palma
 Senior Software Engineer Matt Sobocinski
 Senior Software Engineer Matt Dering
 Senior Software Engineer Mike Hirsch
 Senior Software Engineer Rebekah Callari-Kaczmarczyk
 Software Engineer II Quinn Lashinsky
 Software Engineer II Sophie Keith
 Software Engineer II Miles Okamoto
 Software Engineer Long Nguyen
 Software Engineer Alek Kawczynski
 Software Engineer Casey Bates
 Software Engineer Jake Davidson
 Software Engineer Lida Sabu

Baseball Development

Director, Baseball Development Ben Werthan
 Senior Manager, Major League Video &

Technology Chris Whiting
 Manager, Major League Hitting Strategy Josh Studnitzner
 Special Assignment Analyst Phil Gosselin
 Hitting Development Analyst Kyle Lussier
 Pitching Development Analyst Rylan Domingues
 Major League Video & Technology Analyst Noah Hilton
 Coordinator, Minor League Video &

Technology Candra Pepper
 Coordinator, Minor League Video &
 Technology Teresa Cardamone
 Coordinator, Baseball Development

Systems Jenny Goldsher
 Assistant, Major League Strategy Riley Wilson
 Assistant, Video & Technology Sintia Baez
 Video & Technology Associate Carlos Lugo
 Video & Technology Associate Omar Hiraldo
 Data Operator Henry Pujols

Strategic Initiatives

Director, Strategic Initiatives Rob Segedin
 Principal Technologist Zo Obradovic
 Coordinator, Strategic Initiatives Michael Taylor

Medical Services

Director, Medical Services Dr. Steven Cohen
 Lead Primary Care Physician Dr. Jeremy Close
 Head Athletic Trainer Paul Buchheit
 Director, Strength & Conditioning
 and Nutrition Morgan Gregory
 Assistant Athletic Trainer Joe Rauch
 Assistant Athletic Trainer Christian Bermudez
 Major League Physical Therapist Alex Plum
 Major League Massage Therapist Ryo Tamanaha
 Major League Strength & Conditioning Coach Furey Leva
 Major League Performance Dietitian Stephanie MacNeill
 Medical Operations Liaison & Staff

Physical Therapist Carley McQuain
 Team Chef Bobby Burkhardt

Clubhouse Operations

Director, Clubhouse Services Phil Sheridan
 Manager, Equipment & Umpire Services Dan O'Rourke
 Manager, Visiting Clubhouse Kevin Steinhour
 Home Clubhouse Assistant Sean Bowers

Latin American Academies

Manager, DR Operations Keyla Oviedo
 Facilities Operations Assistant Jose Morales
 Maintenance Assistant Primitivo Obispo
 DR Coordinator, Life Skills & Education Enfrin Benitez

FRONT OFFICE PERSONNEL

Lead Teacher, Education & Life Skills Alejandro Alfonso
Lead Teacher, English Language Learner

Program Franklin Perez
Assistant, Equipment Operations Joel Ortega
Assistant, Clubhouse Operations Jose Garcia
Driver & Clubhouse Assistant Fernando De Los Santos
Administrative Assistant Jorge Cuello
Maintenance Assistant Alfredo Angomas
Receptionist Isabelle Frederick

Baseball Communications

Vice President, Baseball Communications Kevin Gregg
Director, Publications Christine Negley
Director, Baseball Communications Chris Ware
Coordinator, Baseball Communications Elyssa Kaplan
Coordinator, Baseball Communications Dillon Siddiqi
Baseball Communications Assistant Santino Primerano

BUSINESS AFFAIRS

Director, Concession Development Bruce Leith
Director, Retail Marketing Kristin Zeller
Manager, Retail Merchandising John Hollinger
Representative, Phillies Authentics Nolan DiRienzi

Ballpark Enterprises

Director, Special Events Leila Graham-Willis
Coordinator, Special Events Shannon Profy

BALLPARK OPERATIONS

Vice President, Operations & Security Salvatore DeAngelis
Director, Facility Operations Ed Speer
Manager, Ballpark Operations Frank Bowens
Manager, Event Operations/Staffing Andy Mosiondz
Manager, Event Operations Colleen Gall
Receptionist, Executive Offices Kelly Addario DiGiacomo
Coordinator, Ballpark Operations Val Miller
Ballpark Operations Assistant James Rodriguez
Ballpark Operations Assistant Steve Simmons
Ballpark Operations Assistant Patrick Lawson

Field Operations

Director, Field Operations Jeremy Wilt
Assistant Director, Field Operations Barry Rees
Manager, Field Operations David Yearout
Manager, Field Operations Caleb Robinson
Manager, Field Operations Nicholas Kovacs
Manager of Grounds, Phillies Urban Youth

Academy LJ Black
Groundskeeper Jeff Wright
Groundskeeper Sean Chadwick

Landscaping Operations

Manager, Landscaping Michael Talley
Coordinator, Landscaping Joseph Amodio
Landscape Mike Russo
Landscape Angela Curley
Landscape Monay Angell
Landscape Will Angell
Landscape Gregory Rimer-Klak

Security Operations

Director, Security Operations Kevin Hackenbrack
Manager, Operations/Security Laura Romond
Manager, Team Security Kelly Davis
Security Operations Assistant Rebecca Eelman
Supervisor, Ballpark Security David Balseiro
Supervisor, Ballpark Security Joe Ryan
Supervisor, Ballpark Security Jonathon Sample
Supervisor, Ballpark Security Robert Santos
Ballpark Security Officer Mary Blackman
Ballpark Security Officer Jahe Burton
Ballpark Security Officer Christian Cote
Ballpark Security Officer Matthew Di Christofaro
Ballpark Security Officer Robert DiGregorio
Ballpark Security Officer Marlene Garrett-DeVore

Ballpark Security Officer Andrew Holloway
Ballpark Security Officer Sean Jones
Ballpark Security Officer Tim Long
Ballpark Security Officer Brandon Marker
Ballpark Security Officer Roman Pompilio
Ballpark Security Officer Aaron Thompson
Ballpark Security Officer Brody Toliver
Ballpark Security Officer Brian Uhorchuk
Ballpark Security Officer Bret Wiesner
Ballpark Security Officer Greg Wisniewski

COMMUNICATIONS, COMMUNITY INITIATIVES & PHILLIES CHARITIES

Vice President, Communications and
Community Initiatives Bonnie Clark
Director, Business Communications Deb Rinaldi
Director, Player Relations and
Phillies Charities Sophie Riegel
Director, Community Initiatives Mary Ann Moyer
Director, Community and Charity Events Michele DeVicaris
Director, Youth Baseball and Softball

Development Jon Joaquin
Manager, Community Engagement Kenny Johnson
Manager, Community Outreach Kelly Yurgin
Coordinator, Communications Lauren Testa
Coordinator, Communications and

Phillies Charities Brittani Shields
Coordinator, Community and Charity Events TJ Farrell
Coordinator, Youth Baseball & Softball

Development Monica Clark
Representative, Community Initiatives Ian Aungst
Representative, Youth Baseball & Softball

Development Justin Chasmar
Club Ambassador Gary Matthews
Club Ambassador Mickey Morandini
Club Ambassador Dickie Noles
Club Ambassador Scott Palmer
Club Ambassador Milt Thompson

BUSINESS ANALYTICS, FINANCE AND FLORIDA OPERATIONS

Senior Vice President & Chief Financial Officer John Nickolas
Business Analytics

Director, Business Analytics Josh Barbieri
Director, Business Analytics-Strategy Blake Summerfield
Senior Business Analyst, Data Science Angela Ditre
Senior Business Data Specialist Joe Dementri
Business Analyst Rory Kelleher
Business Analyst Kate Karamouzis
Business Data Analyst Daniela Carannante

Finance

Vice President, Finance and Controller Shannon Snellman
Payroll

Director, Payroll Bryan Humphreys
Manager, Payroll and Executive Assistant Iris Kellum
Senior Accountant Michael Costanzo
Payroll Accountant Patrick Fennell
Coordinator, Payroll & HR J.P. Dunne

Accounting

Director, Accounting Anthony Mauro
Assistant Controller Lisa Washall
Manager, Accounts Payable Edwin Esquerdo
Manager, Accounting Mark Pyne
Senior Accountant Bobby Della Polla
Accountant Kim Curtin
Staff Accountant Erica Wagner

Florida Operations

Director, Florida Operations John Timberlake
General Manager, Clearwater Threshers Jason Adams
General Manager, BayCare Ballpark Doug Kemp

FRONT OFFICE PERSONNEL

Assistant GM, Clearwater Threshers Dan Madden
Accounting Manager, Florida Operations Jennifer Kracy
Manager, Ballpark Operations Scott Kelyman
Manager, Clubhouse and Equipment Justin Glover
Manager, Community Engagement & Media Robert Stretch
Manager, Food and Beverage Justin Gunsaulus
Manager, Maintenance Sean McCarthy
Manager, Merchandise Shan Isett
Manager, Promotions and

Game Entertainment Dominic Repper
Manager, Security Operations James Vondras
Manager, Social Media & Fan Engagement Tori Heck
Manager, Ticket Operations Pat Prevelige
Assistant Manager, Clubhouse Services Zach Petchonka
Assistant Manager, Food & Beverage Mike O'Soro
Assistant Manager, Group Sales Victoria Phipps
Assistant Manager, Merchandise Cara Christison
Assistant Manager, Security Operations Darrell Spiva
Corporate Sales Associate Cory Sipe
Staff Accountant, Florida Operations Zane Yurecka
Coordinator, Ballpark Operations Will Priest
Coordinator, Concessions Alyssa Winans
Coordinator, Graphic Design Jill Brush
Coordinator, Security Operations Ceci Marceau
Coordinator, Warehouse Steve Platek
Office Assistant & Receptionist Leslie Henley
Assistant, Ballpark Operations Austin Joyce
Suites Chef Jim Blades
Head Groundskeeper, Florida Operations Ray Sayre
Assistant Head Groundskeeper,

Florida Operations Isaac McClain
Grounds Crew Supervisor,

Florida Operations Paul Tumavitch
Grounds Crew, Florida Operations Cody Deegan
Grounds Crew, Florida Operations Joseph Dorn
Grounds Crew, Florida Operations Mikey Klinger
Grounds Crew, Florida Operations Lance Weber

MARKETING

Vice President, Marketing &

Government Affairs Michael Harris

Brand Marketing

Director, Brand Marketing Carolyn Saveri
Director, Relationship Marketing John Brazer
Director, Photography/Team Photographer Miles Kennedy
Manager, Graphic Design Melissa Maani
Manager, Phanatic Events Andrea Guest
Motion Graphics Designer Sydney Worek
Advertising Specialist Fiona Cardamone
Graphic Designer Sophia Mairowitz
Phillie Phanatic, Entertainment

Representative Tom Burgoyne
Phanatic Representative Troy Sattin
Phanatic Representative John Davies

Social & Digital Media

Manager, Marketing Initiatives & Content Missy Perez
Manager, Social Media Pete Mackin
Senior Video Producer Jace Kaleikau
Social Media Representative David Borne
Social Media Representative Grace Ostendorf

Phillies Productions

Director, Broadcasting & Video Services Mark DiNardo
Director, Video Production Sean Rainey
Manager, Broadcasting Rob Brooks
Manager, Electronic Display Systems David Akers
Video Content Manager Michael Licysyn
Video Production Manager David Cattai
Manager, PhanaVision Operations Dee Kelchner
Video Producer Emily Rutzen

Coordinator, Video Graphics Arianna Krizek

Events, Entertainment & Promotions

Senior Director, Marketing Events &

Special Projects James Trout
Director, Promotions Scott Brandreth
Director, Entertainment Teresa Harris
Director, Promotions Operations Eric Pesce
Director, Marketing Events Sarah Hartsell
Coordinator, Marketing Events Anthony Figazzotto
Coordinator, Promotions Operations Dominic Moyer
Entertainment Representative Jessica Messner

PARTNERSHIP SALES & CORPORATE MARKETING

Chief Revenue Officer Jacqueline Cuddeback
Vice President, Partnership Sales Brian Fling
Senior Director, Business Development and

Suite Sales Kevin Beale
Manager, Client Services & Alumni Relations Debbie Nocito
Manager, Sponsorship & Suite Sales Jen Dornbusch
Coordinator, Sponsorship & Suite Sales Troy Martino

Advertising Sales

Director, Corporate Sales Scott Nickle
Manager, Advertising Sales Tom Sullivan
Manager, Partnership Sales Jocelyn Good
Manager, Partnership Sales Matt Primavera

Client Solutions

Director, Partnership Strategy &

Client Solutions Ashley Buttrick
Manager, Client Solutions Bianca Freeman
Coordinator, Client Solutions Ryan Dorrorycott
Coordinator, Client Solutions Krissy Buccella
Client Solutions Representative Emma Calabro

SALES, TICKETS AND PROJECTS

Senior Vice President, Ticket Operations John Weber
Senior Director, Sales Derek Schuster
Senior Director, Group Sales Vanessa Mapson
Director, Ticket Technology &

Development Christopher Pohl
Director, Season Ticket Services Mike Holdren
Director, Premium Sales & Services Matt Kessler
Director, Ticket Operations Ken Duffy
Director, Group Sales Robb Kazenski
Manager, Ticket Services Ryan Simon
Manager, Ticket Operations & Services Andrew Heston
Manager, Group Suites &

Hospitality Services Joanne Hudson
Manager, Group Sales Tony Burns
Manager, Season & Group Sales Shawn Blubaugh
Coordinator, Ticket Account Processing Andrea Hobbs
Coordinator, Ticket Operations Jalen Green
Coordinator, Group Sales Valerie Nava
Ticket Operations Representative Delvy Francisco
Season & Group Sales Representative Caroline Coyne
Season & Group Sales

Representative Tyrese Marquis-Belfield
Season & Group Sales Representative Sean McClatchy
Season & Group Sales Representative Natalie Fritz
Season & Group Sales Representative Amirah Sharper
Season & Group Sales Representative Carl Stewart
Season & Group Sales Representative Malcolm Davis
Season & Group Sales Representative Ryan Homza
Season & Group Sales Representative Nick Luciano
Season & Group Sales Representative Siana Wynn
Season & Group Sales Representative Brett Thomas
Season & Group Sales Representative David Czekaj
Season & Group Sales Representative Julia Fulmer
Season & Group Sales Representative Maddie Kitnick
Project Manager, Ballpark Renovations Andrew Roach

EXECUTIVES



JOHN MIDDLETON **Managing Partner and Chief Executive Officer**

John S. Middleton has been a limited partner of the Phillies ownership group since 1994. Middleton has been the team's control person and its managing partner and chief executive officer since November 2016. In those roles, he is responsible for the overall operation and success of the club as well as compliance with Major League Baseball rules.

Middleton served a four-year term (February 2021-February 2025) as one of the eight owners who comprise MLB's Executive Council. He currently chairs the MLB Ownership Committee which oversees various issues related to club ownership and is a member of the industry's Finance Committee.

In addition to his responsibilities with the Phillies, Middleton has taken a leadership role, in partnership with Comcast Spectacor, to envision and execute a major development initiative that will transform the Sports Complex into a year-round mixed-use destination enhancing the visitor experience for all sports fans and event attendees. In so doing, Middleton and the partners have expressed their long-term commitment to Philadelphia.

Middleton looks forward to welcoming baseball fans to Philadelphia in 2026 when the Phillies host the 96th MLB All-Star Game. The game will be one of many events in the city to celebrate the 250th anniversary of the signing of the Declaration of Independence.

Leigh and John Middleton have been honored by numerous organizations and causes including the prestigious Philadelphia Award for their civic and philanthropic contributions and leadership. The Middletons have been universally lauded for their efforts to end chronic homelessness in Philadelphia through their consistent and long-term commitment to Project HOME, on whose board of directors Leigh has long served. The Middletons also support education and workforce development through programmatic initiatives undertaken by the City of Philadelphia, the School District of Philadelphia, Drexel University, Philadelphia Youth Network and Philadelphia Academies.

Born and raised in Havertown, Pa., Middleton is a 1977 magna cum laude graduate of Amherst College, where he earned a bachelor's degree in economics, and a 1979 graduate of the Harvard Business School, where he earned a master's degree in business administration. He has served as a member of the board of trustees for both Amherst College and Penn Medicine.





DAVID DOMBROWSKI

President of Baseball Operations

David Dombrowski was hired as the Phillies' first-ever president of baseball operations on Dec. 11, 2020. Philadelphia marks his fifth organization in charge of a baseball operations department, following stints with the Montreal Expos (1988-91), Florida Marlins (1991-2001), Detroit Tigers (2001-15) and Boston Red Sox (2015-19). Throughout his distinguished career, David has built two World Series-winning teams in Florida (1997) and Boston (2018), and his clubs have won five pennants and eight division titles. In 2022, when the Phillies captured their eighth National League pennant, David became the first head of baseball operations to lead four franchises to the World Series.

Over his time in Philadelphia (since 2021), the Phillies have posted four consecutive winning seasons – a first for the club since the 2006-11 campaigns – and have increased their win total in each year (82, 87, 90 & 95), with their .546 winning percentage (354-294) ranking fourth-best in the Senior Circuit in that span. In 2024, the Phillies won the NL East division title, the 12th in team history and first since the 2011 season.

Prior to joining the Phillies, David had spent most of 2020 working with Music City Baseball, a group dedicated to bringing a Major League Baseball team to Nashville, Tenn. He began as a consultant and a member of the board of directors until being named president on Nov. 1, positions that he abdicated upon being hired by the Phillies.

Before Nashville, David's previous affiliation with a major league club resulted in a World Series win. He joined the Boston Red Sox as president of baseball operations on Aug. 18, 2015, a position he held until September of 2019. From his hire date through the end of the 2018 season – when the Red Sox won the World Series – his club amassed the best record in all of Major League Baseball (320-210, .604). During his three full seasons in Boston (2016-18), the team won the American League East division title all three years, the first time in franchise history it had won consecutive AL East titles since the current alignment was established in 1969. The club's third consecutive division championship in 2018 came as the result of a single-season franchise-record 108 wins, eclipsing the previous record of 105 set in 1912, the first year at Fenway Park. Eleven more victories in the postseason gave Boston 119 for the year – the winningest season in club history.

Preceding David's time in Boston, he served as president, CEO & general manager of the Tigers from Nov. 5, 2001 until Aug. 4, 2015. In his time in Detroit, which spanned 14 seasons, his teams reached the postseason five times: first as the American League Wild Card winner in 2006, which snapped an 18-year playoff drought for the organization, and again with a franchise-record four consecutive AL Central division titles from 2011-14. Detroit captured the AL pennant twice in that time frame, in 2006 and in 2012, with the former marking the team's first trip to the World Series since 1984.

The Phillies mark his first time in charge of a National League club since David spent 10 years as GM for the Marlins. His tenure there began in September 1991, when was hired as the franchise's first-ever executive vice president and general manager. While at the helm in South Florida, David constructed the Marlins team that won the World Series title in 1997, just their fifth year of existence. Starting from their inaugural season in 1993 through 1997, the Marlins increased their winning percentage year over year, becoming the first-ever expansion team to do so. In 1998, the Marlins were honored by *USA Today* as Organization of the Year.

Before landing with the Marlins, David served the Expos for parts of five years (December 1986-September 1991) in a variety of front office roles, including director of the club's minor league system, assistant GM, vice president of player personnel and GM. He was 32 years old at the time of his appointment to GM prior to the 1990 season, the youngest chief baseball official in the major leagues at the time. Following the 1990 season, he was recognized as the UPI Major League Executive of the Year, and *Baseball America* acknowledged the Expos as Organization of the Year in both 1988 and 1990.

It was with the Chicago White Sox that David received his first baseball experience in 1978 under the tutelage of longtime baseball executive Roland Hemond. David spent four seasons working in the minor league and scouting department and in the player development department of the White Sox before being named assistant GM under Hemond in November 1981. He eventually was named vice president of baseball operations in December 1985.

In addition to his extensive accomplishments relating to on-field baseball performance, David has also been involved in areas off the field around the game. In April 2013, former Commissioner Allan H. (Bud) Selig named him chairman of the Commissioner's On-Field Diversity Task Force, which addresses the talent pipeline that impacts the representation and development of diverse players and on-field personnel in Major League Baseball, particularly African Americans. While with the Tigers, also in 2013, he accepted the Commissioner's Award for Philanthropic Excellence on behalf of the club for their Anti-Bullying community program.

Throughout his career, David has received numerous awards for his achievements in baseball, including *Baseball America's* Executive of the Year award in both 2006 and 2018. At MLB's annual General Managers Meetings, he has been recognized several times with the John Schuerholz Longevity Achievement Award for his years of service as a general manager and president of baseball operations, most recently in November 2023 for reaching 35 years in those roles. David was a co-recipient of *The Sporting News'* Executive of the Year Award with Milwaukee Brewers GM Doug Melvin in 2011 and received the Andrew "Rube" Foster Award the same year presented by the Negro Leagues Baseball Museum as AL Executive of the Year. In addition, he was named Sports Executive of the Year at the 10th annual March of Dimes National Athletic Awards dinner in February 1998. In January 2012, David was inducted into the Lou Boudreau Hall of Fame by the Pitch & Hit Club of Chicago.

A native of Chicago, David is a graduate of Richards High School in Oak Lawn, Ill. He attended Cornell University – where he played football – for one year, but later transferred to Western Michigan University where he earned a degree in business administration in 1979. His alma mater recognized him with its Distinguished Alumni Award in 1998. David and his wife Karie have dual residences in Philadelphia and Nashville. The couple has two children, a daughter, Darbi, who is a graduate of the University of Oklahoma, and a son, Landon, a graduate of Wake Forest University who now works as a scout for the Seattle Mariners.

DAVID DOMBROWSKI'S PLAYER ACQUISITIONS

2020

12/29/20 Acquired José Alvarado from the Tampa Bay Rays in a three-way trade that sent Garrett Cleavinger to the Los Angeles Dodgers

2021

1/9/21 Acquired Sam Coonrod from the San Francisco Giants for Carson Ragsdale
 1/18/21 Acquired C.J. Chatham from the Boston Red Sox for a player to be named later (Victor Santos)
 1/18/21 Signed free agent Archie Bradley
 1/29/21 Signed free agent J.T. Realmuto
 2/3/21 Signed free agent Matt Moore
 2/8/21 Signed free agent Chase Anderson
 2/10/21 Signed free agent Didi Gregorius
 2/10/21 Signed free agent Brandon Kintzler
 2/10/21 Signed free agent Matt Joyce
 2/15/21 Signed free agent Travis Jankowski
 2/17/21 Signed free agent Brad Miller
 7/30/21 Acquired Kyle Gibson, Ian Kennedy and Hans Crouse from the Texas Rangers for Spencer Howard, Kevin Gowdy and Josh Gessner
 7/30/21 Acquired Freddy Galvis from the Baltimore Orioles for Tyler Burch
 11/5/21 Claimed Ryan Sherriff off waivers from the Tampa Bay Rays
 11/19/21 Acquired Nick Nelson and Donny Sands from the New York Yankees for T.J. Rumfield and Joel Valdez
 11/19/21 Acquired Garrett Stubbs from the Houston Astros for Logan Cerny
 11/19/21 Claimed Kent Emanuel off waivers from the Houston Astros
 11/24/21 Claimed Scott Moss off waivers from the Cleveland Guardians
 11/29/21 Claimed Yoan López off waivers from the Atlanta Braves
 12/1/21 Signed free agent Corey Knebel
 12/1/21 Signed free agent Johan Camargo

2022

3/15/22 Signed free agent Brad Hand
 3/15/22 Signed free agent Jeury Familia
 3/16/22 Signed free agent Odúbel Herrera
 3/20/22 Signed free agent Kyle Schwarber
 3/22/22 Signed free agent Nick Castellanos
 3/30/22 Acquired James Norwood from the San Diego Padres for Kervin Pichardo and cash considerations
 6/27/22 Claimed Óscar Mercado off waivers from the Cleveland Guardians
 7/5/22 Claimed Sam Clay off waivers from the Washington Nationals
 7/30/22 Acquired Edmundo Sosa from the St. Louis Cardinals for JoJo Romero
 8/2/22 Claimed Andrew Vasquez off waivers from the Toronto Blue Jays
 8/2/22 Acquired Brandon Marsh from the Los Angeles Angels for Logan O'Hoppe
 8/2/22 Acquired David Robertson from the Chicago Cubs for Ben Brown
 8/2/22 Acquired Noah Syndergaard from the Los Angeles Angels for Mickey Moniak and Jadiel Sánchez
 8/18/22 Claimed Bradley Zimmer off waivers from the Toronto Blue Jays
 8/31/22 Acquired Vinny Nittoli from the Toronto Blue Jays for Karl Ellison
 11/9/22 Claimed Luiz Ortiz and Andrew Vasquez off waivers from the San Francisco Giants
 12/2/22 Claimed Jake Cave off waivers from the Baltimore Orioles
 12/8/22 Signed free agent Trea Turner
 12/9/22 Signed free agent Matt Strahm
 12/16/22 Signed free agent Taijuan Walker

2023

1/4/23 Acquired Erich Uelman from the Chicago Cubs for cash considerations
 1/4/23 Signed free agent Craig Kimbrel
 1/7/23 Acquired Gregory Soto and Kody Clemens from the Detroit Tigers for Nick Maton, Donny Sands and Matt Vierling
 1/8/23 Acquired Yulieski Marte from the San Francisco Giants for Erik Miller
 1/30/23 Signed free agent Josh Harrison
 3/20/23 Acquired Jordan Qsar from the Tampa Bay Rays for cash considerations
 3/23/23 Acquired Esteban Quiroz from the Chicago Cubs for cash considerations
 3/29/23 Acquired Cristian Pache from the Oakland Athletics for Billy Sullivan
 5/20/23 Claimed Dylan Covey off waivers from the Los Angeles Dodgers

EXECUTIVES

DAVID DOMBROWSKI'S PLAYER ACQUISITIONS (continued)

5/26/23	Claimed Cal Stevenson off waivers from the San Francisco Giants
8/1/23	Acquired Michael Lorenzen from the Detroit Tigers for Hao-Yu Lee
8/1/23	Acquired Rodolfo Castro from the Pittsburgh Pirates for Bailey Falter
11/6/23	Claimed Josh Fleming off waivers from the Tampa Bay Rays
11/6/23	Acquired Michael Mercado from the Tampa Bay Rays for Adam Leverett and cash considerations
11/14/23	Acquired Hendry Mendez and Robert Moore from the Milwaukee Brewers for Oliver Dunn
11/19/23	Signed free agent Aaron Nola
1/23/24	Signed free agent Kolby Allard
2024	
2/5/24	Claimed Diego Castillo off waivers from the New York Yankees
2/6/24	Acquired Michael Rucker from the Chicago Cubs for cash considerations
2/7/24	Claimed Max Castillo off waivers from the Boston Red Sox
2/13/24	Claimed Kaleb Ort off waivers from the Miami Marlins
2/14/24	Signed free agent Spencer Turnbull
2/19/24	Signed free agent Whit Merrifield
4/5/24	Acquired Jose Rodriguez from the Chicago White Sox for cash considerations
4/6/24	Acquired Benony Robles from the Los Angeles Dodgers for Connor Brogdon
5/7/24	Acquired Tyler Gilbert from the Cincinnati Reds for cash considerations
6/1/24	Claimed Freddy Tarnok off waivers from the Oakland Athletics
6/7/24	Acquired Buddy Kennedy from the Detroit Tigers for cash considerations
7/26/24	Acquired Austin Hays from the Baltimore Orioles for Seranthony Domínguez and Cristian Pache
7/27/24	Acquired Carlos Estévez from the Los Angeles Angels for George Klassen and Samuel Aldegheri
7/30/24	Acquired Tanner Banks from the Chicago White Sox for William Bergolla
7/30/24	Acquired Seth Johnson and Moisés Chace from the Baltimore Orioles for Gregory Soto
8/11/24	Claimed Kyle Tyler off waivers from the Miami Marlins
9/7/24	Claimed José Cuas off waivers from the Toronto Blue Jays
11/4/24	Claimed John McMillon off waivers from the Miami Marlins
11/4/24	Acquired Devin Sweet from the Detroit Tigers for cash considerations
12/9/24	Signed free agent Jordan Romano
12/20/24	Signed free agent Max Kepler
12/22/24	Acquired Jesús Luzardo and Paul McIntosh from the Miami Marlins for Starlyn Caba and Emaarion Boyd
12/23/24	Signed free agent Joe Ross
2025	
1/1/25	Acquired Aaron Combs from the Chicago White Sox for Tyler Gilbert

HEAD OF PHILLIES
BASEBALL OPERATIONS

Herb Pennock	1943-48
Roy Hamey	1954-58
John Quinn	1959-72
Paul Owens	1972-83
Woody Woodward	1988
Lee Thomas	1988-97
Ed Wade	1998-2005
Pat Gillick	2006-08
Ruben Amaro Jr.	2009-15
Matt Klentak	2015-20
David Dombrowski	2020-present

EXECUTIVES



JACQUELINE S. CUDDEBACK **Chief Revenue Officer**

Jackie Cuddeback was named chief revenue officer of the Phillies on Jan. 1, 2025. As a member of the executive leadership team, Jackie oversees the strategic development, execution and maximization of the Phillies' revenue-generating departments including media, corporate partnerships, ticketing, premium & suite sales and service, concessions, retail and all non-game day events.

Jackie brings over 25 years of sales, marketing and leadership experience, managing corporate partnerships, optimizing revenue streams and enhancing consumer engagement strategies to further elevate the Phillies brand presence and organizational revenue. Under her leadership, the Phillies' corporate partnerships team increased revenue for the past five consecutive seasons to reach an all-time high in 2024, including the addition of Independence Blue Cross as the team's first-ever Jersey Patch Partner. She joined the Phillies as vice president, partnership sales and corporate marketing in 2018 and was promoted to senior vice president in 2022, overseeing advertising sales, client services and suite sales.

Prior to joining the Phillies, Jackie held key media leadership roles at Time Inc., including vice president for the entertainment, food, beverage and spirits verticals. During her tenure, she developed and delivered multi-million-dollar programs for prestigious clients using Time Inc.'s entire portfolio of assets. Prior to that, she was the associate publisher at *PEOPLE Magazine* and *PEOPLE.com*.

Born and raised in Philadelphia, Jackie attended Germantown Friends School and graduated in 1996 from the University of Vermont, where she played Division I lacrosse and received a Bachelor of Arts degree. She currently serves on the boards of the Boys & Girls Club of Philadelphia and Squash Smarts.

Jackie and her husband John live in Radnor, Pa., and have three children, Jack, Whitney and Cole.



JOHN NICKOLAS **Senior Vice President and Chief Financial Officer**

John Nickolas joined the Phillies organization in July 2003, has been chief financial officer since February 2007, and was named senior vice president and chief financial officer on July 1, 2017. John has executive oversight responsibility for all financial and business analytics aspects of the club's operations as well as its operations at BayCare Ballpark in Clearwater, Fla. Also, John is the MLB control person for the Clearwater Threshers franchise and oversees business affairs across the organization's four affiliated minor league teams. In addition, he currently serves as a trustee of Major League Baseball's Non-Uniformed Personnel Pension Plan and for more than a decade chaired the MLB Eastern Region Finance group.

John graduated summa cum laude with a bachelor's degree in accounting from West Chester University in 1990 and is a 1985 graduate of Archbishop Ryan High School in Northeast Philadelphia. He has served as a member of West Chester University's Foundation and Business School Advisory Council and has been a guest speaker for various organizations and universities throughout the Philadelphia area.

Prior to joining the Phillies, John served in a variety of financial and operational roles for Internet Capital Group, Inc., Safeguard Scientifics, Inc., and KPMG LLP. He is a member of the American and Pennsylvania Institutes of Certified Public Accountants.

John and his wife Pam reside in Newtown Square, Pa., and they have two adult sons, John (Colleen) and Michael.



JOHN WEBER **Senior Vice President, Ticket Operations**

John Weber joined the Philadelphia Phillies in 1987 as a ticket sales intern. Over his tenure, he has held various positions of increased responsibility and scope, culminating in his promotion to senior vice president of ticket operations in August 2017. With over 30 years of experience in the industry, John oversees all aspects of individual, group and season ticket sales, ensuring fans have the best possible ticketing experience.

The Phillies' ticketing strategy and fan engagement are recognized as among the best in Major League Baseball, and the sales team has surpassed 3 million in attendance 11 times, most recently in 2023 and 2024. Under John's leadership, the Phillies achieved a streak of 257 consecutive sellouts from 2009 to 2012. In addition to overseeing sales operations, he serves as the club's representative in ticketing and scheduling matters with MLB.

John served as president of Phillies Charities, Inc. from 2017 to 2024, playing an integral part in fundraising efforts for charitable organizations across the Philadelphia area. He was also actively involved with fundraising for ALS United Mid-Atlantic. During the club's 40-year partnership, the Phillies have raised more than \$23 million in the fight against ALS (Lou Gehrig's disease). John is also a member of the Drexel University Sport Business Advisory Board.

Born in Philadelphia, John graduated from Purdue University with a bachelor's degree in European history. He continued his education and earned an MBA in management from Ball State University. John and his wife reside in Plymouth Meeting, Pa., and have two adult sons.

EXECUTIVES

**BONNIE CLARK****Vice President, Communications and Community Initiatives**

Bonnie Clark joined the Phillies in 2008 as vice president, communications. In 2025, she expanded her role to include oversight of community initiatives and Phillies Charities, Inc.

In this role, Bonnie's day-to-day responsibilities include creating and executing a comprehensive communications strategy for the club. This includes business publicity campaigns, managing player, alumni and executive media relations, as well as leading crisis and issues management. She also directs the team's community efforts, including charity programs, youth baseball and softball, education initiatives, and the work of Phillies Charities, Inc.

Prior to the Phillies, Bonnie spent nine years (1999-2008) at multi-media retailer QVC, culminating in her role as vice president of public relations. During her tenure, she created public relations and media relations strategies that increased awareness and enhanced the company's image. She also spearheaded all crisis and issues management efforts.

Before QVC, Bonnie worked at Tierney in Philadelphia, where she served as associate vice president for the agency's consumer public relations division, developing and implementing communications initiatives for consumer clients. She also held various positions of increasing responsibility with Golin/Harris Communications in Philadelphia and at the agencies M. Silver Associates and Ogilvy & Mather Public Relations in New York, where she developed and implemented public relations campaigns for international consumer brands.

Bonnie serves as an assembly member for Major League Baseball Players Alumni Association.

A graduate of Delaware Valley High School in Milford, Pa., where she was inducted into the Hall of Fame in 2013, Bonnie earned her bachelor's degree from West Virginia University's Perley Isaac Reed School of Journalism.

Bonnie resides in Cherry Hill, N.J., and has three adult children, Kyle (Laura), Troy and Jenna.

**SALVATORE DEANGELIS****Vice President, Operations & Security**

Salvatore DeAngelis was promoted to vice president, operations & security in August 2022 after serving 10 years as the director. Sal joined the Phillies as a game-day usher in 1994 and eventually transitioned into a full-time role in 1999. During his tenure, he has planned and executed such high-profile events as the closing of Veterans Stadium, numerous MLB playoff games, three World Series, the 2008 World Series parade, the 2012 NHL Winter Classic, annual sold-out concerts, and ancillary events surrounding the 2016 Democratic National Convention.

In his role, Sal oversees all areas of the ballpark including security, event operations, grounds crew and facility management.

Sal was the 2015 recipient of the Industry Leader Under 40 Award and more recently was named Professional of the Year. In 2019, Citizens Bank Park received the Facility of Merit for Safety and Security Award. All three awards were given by the National Center for Spectator Sports Safety and Security.

Moonlighting as an adjunct professor, Sal has taught at Holy Family University, Drexel University and Temple University, lecturing at both the undergraduate and graduate levels on sport facility management and event planning. In 2012 he published a chapter for the textbook, *Distribution Decisions in Sport Marketing*.

Currently, Sal sits on the advisory board for the National Kidney Foundation of Eastern PA and NJ (since 2015) and serves as the alternate director for the Sports Complex Special Services District (since 2019).

Born in Northeast Philadelphia, Sal received his bachelor's degree in management marketing from Holy Family College in 1999 and his master's degree in sports and recreation administration from Temple University in 2002. He currently lives in Philadelphia with his wife Bridget.

**BRIAN FLING****Vice President, Corporate Partnerships**

Brian Fling joined the Phillies in February 2025 as vice president, corporate partnerships. In this role, he is responsible for leading the commercial rights development and partnership marketing team.

Brian began his career at Disney's Wide World of Sports Complex in 1999 with evolving revenue-focused roles tied to Atlanta Braves Spring Training, the Double-A Orlando Rays, the PGA's National Car Rental Golf Classic, the inaugural 2006 World Baseball Classic and multiple Tampa Bay Rays regular season games played in central Florida. In 2012, Brian transitioned to a business development role with the NHL's Anaheim Ducks and later joined the New York Mets in 2015, where he ultimately led both the partnership and suites teams.

Born in Colorado, Brian is a graduate of Manitou Springs High School, the University of Northern Colorado and Stetson University's MBA program. Brian, his girlfriend Kelly and their dog Corky live in the Fishtown neighborhood of Philadelphia.

EXECUTIVES



KEVIN GREGG

Vice President, Baseball Communications

Kevin Gregg rejoined the Phillies in the newly created position of vice president, baseball communications on Jan. 3, 2022. In this role, the veteran of 18 seasons in Major League Baseball oversees media relations initiatives and strategy for the team's baseball operations department, as well as club publications. In December 2022, he was named the recipient of Major League Baseball's Robert O. Fishel Award for public relations excellence.

Kevin began his career in baseball with the Phillies in 2003, completing two years of internships in the merchandising and media relations departments. He concurrently interned for the Philadelphia 76ers from 2002-05, before joining them full time for two seasons as public relations coordinator.

He returned to the Phillies in 2007 and spent six seasons in the media relations department, where he assisted in the staff's operations for the club's string of five consecutive National League East division titles from 2007-11, highlighted by the 2008 World Series championship. Following the 2012 season, Kevin joined the Boston Red Sox as director of media relations in January 2013, and was promoted to vice president, media relations five years later. Over his nine years in Boston, he was responsible for all baseball-related communications for the team, including the world championship clubs in 2013 and 2018.

A 1998 graduate of the Episcopal Academy, Kevin earned a bachelor's degree in kinesiology with a concentration in sport management from James Madison University in 2003. The Philadelphia native is the son of the late Eric Gregg, who worked 23 years as a National League umpire.

Kevin, his wife Stephanie and their sons Oliver, Samuel and Jack live in Media, Pa.



MICHAEL HARRIS

Vice President, Marketing & Government Affairs

Michael Harris was named vice president, marketing and government affairs in January 2025, leading a department responsible for the team's brand, creative, video, digital and promotional efforts. He also serves as a liaison for various governmental and civic matters.

Michael has played a key role in major club initiatives throughout the years, including the development of Citizens Bank Park, focusing on securing private financing, obtaining legislative approvals, and overseeing the organization's transition from Veterans Stadium. He currently collaborates on the future mixed-use development of the Sports Complex and planning for the 2026 MLB All-Star Game.

Born and raised in Philadelphia, Michael has a BA in political science from the University of Michigan and an MBA in both marketing and finance from Drexel University. He serves on the board of PHL Sports, a division of the PHLCVB; Phillies Charities, Inc., the organization's charitable foundation; The Philadelphia Visitor Center Corporation, which operates the Independence Visitor Center; Mural Arts Philadelphia, the nation's largest public art program; and is board president of the Sports Complex Special Services District, which coordinates efforts between elected officials, venue operators and the surrounding community.

Michael and his wife Joy live in Center City. They founded the Miso Harris Fund for Canine Cancer Research at the University of Pennsylvania's Ryan Veterinary Hospital in honor of their late cocker spaniel, Miso.



LESLIE SAFRAN

Vice President and General Counsel

Leslie Safran joined the Phillies in December 2014 as the club's associate general counsel. She was promoted to her current position in July 2021. In this role, she oversees the legal department as well as the human resources department.

Before joining the club, Leslie was the vice president & corporate HR business partner, and previously senior attorney, labor and employment, for Gardner Denver, Inc., a global manufacturer of industrial compressors, blowers, pumps, loading arms and fuel systems. Her work history also includes serving as senior counsel at Sunoco, Inc., a labor and employment associate at Ballard Spahr LLP and a federal judicial law clerk to the Honorable Clifford Scott Green, United States District Court, Eastern District of Pennsylvania.

Leslie graduated from Franklin & Marshall College cum laude with a double major in English and Spanish. At Franklin & Marshall, she was a member of the Phi Beta Kappa Honor Society, a three-year captain of the softball team and a member of the volleyball team. She received her JD, cum laude, as well as her LL.M. in trial advocacy, from Temple University School of Law.

Leslie and her husband Scott reside in Bala Cynwyd, Pa., with their two daughters, Quinn and Kendall. She serves on the board of Phillies Charities, Inc., for which she is the secretary.



SHANNON SNELLMAN

Vice President, Finance and Controller

Shannon Snellman was promoted to vice president, finance and controller in August 2022. Originally a summer accounting intern with the Phillies at the Vet and Citizens Bank Park, Shannon rejoined the club 10 years later in September 2014 as manager, financial reporting and analysis. She was promoted to director, finance in October 2017 and then had controller responsibilities added to her title in 2021 prior to being named to her current position. She began her career as an auditor for Ernst & Young and held various roles at Endo Pharmaceuticals before returning to the Phillies.

As controller, Shannon's main responsibilities include overseeing the daily responsibilities of the accounting and payroll functions, including quarterly and annual financial statements, financial reporting to Major League Baseball, budgeting and forecasting, taxes, treasury, accounts receivable and accounts payable. She holds an active CPA license in the state of Pennsylvania.

Born and raised in Lancaster, Pa., Shannon earned her bachelor's degree in accounting at La Salle University, where she was on the field hockey team. She is a current member of the La Salle Accounting Advisory Council.

Shannon lives in Media, Pa., with her husband Bryan and their three children, Charley, Laney and Colby.



SEAN WALKER

Vice President, Chief Technology Officer

Sean Walker joined the Phillies as vice president, chief technology officer in March 2018. In his role, he oversees the club's Information Technology Department to enhance overall business operations.

Sean brought 19 years of technology and information systems experience in highly visible sports environments, where he was responsible for strategic IT planning and project execution. In his career, he has helped define strategies to ensure high performance and cost-effective technology solutions.

Before joining the Phillies, Sean served as vice president of innovation and technology services for the Tampa Bay Lightning. Prior to that, he served as associate vice president of team, arena and event technology for the National Basketball Association (NBA). At the NBA, Sean worked with senior management to develop the technology strategy for use around the league. He also provided support for the league's premier events such as the NBA All-Star Game, NBA Finals and NBA Draft. Sean began his career with the Professional Golfers' Association of America (PGA). During his 13-year career with the PGA as director of enterprise applications, he developed and led technology initiatives for the world's largest working sports organization, including the PGA Championship and Ryder Cup.

Sean is a graduate of the University of Florida at Gainesville, where he received both Bachelor of Science and Master of Science degrees.

He and his wife Becca have three children, Ellie, Sean and Lillian.

BASEBALL PERSONNEL



SAM FULD

Vice President & General Manager

Sam Fuld is entering his eighth year in the Phillies organization and fifth as vice president & general manager, a position he was elevated to on Dec. 22, 2020. With that promotion, he became the fifth former major league player to hold the position of general manager with the Phillies.

Following the 2024 season, it was announced that Sam was pursuing his MBA from the University of Pennsylvania's Wharton School and upon his graduation in May 2026, he will transition to president of business operations for the club.

Sam was originally hired by Philadelphia in November 2017 as the major league player information coordinator, a position he held for two years before being promoted to director,

integrative baseball performance in January 2020.

During his first two years with the Phillies, Sam worked closely with the major league coaching staff as an outfield instructor and helped integrate advanced metrics.

A former major league outfielder, Sam played parts of eight seasons (2007; 2009-15) for four teams: the Chicago Cubs, Tampa Bay Rays, Oakland A's and Minnesota Twins. In 2009, he led all National League rookies with a .409 on-base percentage and finished fourth with a .299 batting average. Known as "Super Sam" for his outstanding defensive play, he was a finalist in left field for an American League Gold Glove Award in 2011, despite making only 76 starts in the outfield.

Sam was originally selected in the 10th round of the 2004 MLB Draft by the Cubs and made his major league debut in September 2007. Following that season, he was named MVP of the Arizona Fall League. He last played professionally in the 2017 World Baseball Classic for Team Israel.

Born in Durham, N.H., Sam currently resides in the Philadelphia area with his wife Sarah and their four children: Charlie, Jane, William and Spencer.



PRESTON MATTINGLY

Vice President & General Manager

Preston Mattingly was promoted to vice president & general manager on Nov. 8, 2024. For 2025 and the beginning of the 2026 season, he will share the duties of his current position with Sam Fuld, who will transition to president of business operations in the spring of 2026.

Mattingly was originally hired by the Phillies as director of player development on Sept. 29, 2021, and served in that role for two years before being elevated to assistant general manager, player development for 2024.

Prior to joining the Phillies, Preston spent five seasons (2017-21) with the San Diego Padres, most recently as coordinator of major league advance scouting and game planning after serving as manager of scouting for three years. In his role with the Padres, he headed up information distribution to the pitchers, working with both the research and development department and the coaching staff.

A first-round selection (31st overall) by the Los Angeles Dodgers in the 2006 MLB Draft, Preston subsequently spent six seasons playing in their minor league system as an infielder and outfielder. Following his playing time, he enrolled at Lamar University in Texas, where he served as captain of their NCAA Division I basketball team. He graduated from Lamar in 2016 with a bachelor's degree in communications and a minor in business.

Born in Englewood, N.J., and raised in Evansville, Ind., he is the son of Don Mattingly, who played 14 years in the major leagues for the New York Yankees and is currently serving as bench coach for the Toronto Blue Jays after 12 seasons as manager of the Dodgers (2011-15) and Miami Marlins (2016-22). Preston and his wife Ellie currently reside in the Philadelphia area.



ANIRUDH KILAMBI

Assistant General Manager

Anirudh Kilambi joined the Phillies as assistant general manager on Nov. 11, 2021. In his role, Ani oversees the club's research and information departments in addition to the club's use of data in all aspects of organizational decision-making.

Prior to joining the Phillies, Ani worked for the Tampa Bay Rays for seven years from 2015-21. Having spent his first year with the Rays as an intern in the club's research and development department, he was promoted to assistant, research and development in July 2016 and spent over one year in that role. Later, he was promoted again to analyst, predictive modeling in November 2017, a position he held for one year. In November 2018, he was elevated to assistant director, research and

development and served in that role for three years. Finally, he was promoted to director, decision science in November 2021 before joining the Phillies.

Ani is a 2016 graduate of the University of California Berkeley, where he was a double major in statistics and operations research and management science. He and his wife Sarah reside in the Philadelphia area with their two cats.

BASEBALL PERSONNEL



NED RICE

Assistant General Manager

Ned Rice has served as assistant general manager since being hired on Jan. 6, 2016. He also spent two months as interim general manager from Oct. 10-Dec. 10, 2020.

With the Phillies, Ned has helped map out strategy of roster management, overseen the research and development department and assisted in player contracts and negotiations, transactions, salary arbitration and rules compliance. He came to the Phillies from the Baltimore Orioles, where he was director, major league administration. Ned began his career with the Orioles as a public relations intern in 2005 before shifting into baseball operations for 2006. He started as an intern and also served as the video coordinator for road games that year. In 2007, Ned was promoted to player information analyst, a role he held through 2011 before being named assistant director, major league operations in 2012.

Ned is a 2005 graduate of The College of William & Mary. He and his wife Cary currently reside in Philadelphia with their daughters Dorian and Wynn and son Decker.



JORGE VELANDIA

Assistant General Manager

Following an 18-year playing career (1992-2009) which ended in the Phillies minor league system, Jorge Velandia has spent the last 15 years working in various roles for the organization, including a stint on the major league coaching staff in 2015. He was promoted to assistant general manager in December 2020, becoming the first Venezuelan-born executive to hold that position in major league history. Jorge had previously spent four years as special assistant to the general manager.

After finishing his career with the Phillies' triple-A affiliate in Lehigh Valley, Jorge spent two years (2010-11) as a coach for single-A Williamsport and one each as the assistant field coordinator (2012) and special assistant, player development (2013) before being named special assistant, player personnel, a role he held for three seasons (2014-16). He also helped construct Team Venezuela for the 2013 World Baseball Classic and served as the director of baseball operations for La Guaira of the Venezuelan Winter League for two years (2014-15) after a five-year run as general manager (2010-14).

A former infielder, Jorge was originally signed out of Venezuela by the Detroit Tigers in 1992 and played for 23 different professional teams in 11 organizations. He appeared in 174 career major league games from 1997-2008 with San Diego, Oakland, New York (NL), Tampa Bay, Toronto and Cleveland.

Jorge was born in Caracas, Venezuela, and currently resides in Moorestown, N.J., with his wife Ruth and their son George.



BRIAN BARBER

Assistant General Manager, Amateur Scouting

Brian Barber joined the Phillies in October 2019 as the director of amateur scouting and was promoted to assistant general manager in November 2023. Entering the 2025 season, seven of the Phillies' top 10 prospects according to *Baseball America* (RHP Andrew Painter, No. 1; SS Aidan Miller, No. 2; OF Justin Crawford, No. 4; OF Griffin Burkholder, No. 7; OF Gabriel Rincónes Jr., No. 8; OF Dante Nori, No. 9 and 2B Devin Saltiban, No. 10) were drafted under his watch and three of them were ranked in MLB Pipeline's top 100 list (Painter, No. 8; Miller, No. 27 and Crawford, No. 63).

Prior to being hired by the Phillies, Brian spent 18 years with the New York Yankees as an area scout (2002-06), East Coast crosschecker (2007-09) and national crosschecker (2010-19).

A first-round selection (22nd overall) in the 1991 MLB Draft by the St. Louis Cardinals out of Dr. Phillips High School (FL), Brian appeared in 186 games (183 starts) over nine minor league seasons and totaled 1,041.2 innings pitched. He spent parts of four seasons in the majors with the Cardinals (1995-96) and Kansas City Royals (1998-99).

In high school, Brian was selected as the Gatorade Player of the Year following his senior season. He was inducted into the Dr. Phillips Athletic Hall of Fame in 2001 and had his number retired by the school four years later.

A native of Trenton, Ohio, Brian grew up and still lives in Orlando, Fla., with his wife Angie, son Preston and daughter Dylan.

BASEBALL PERSONNEL



PAT GILICK
Senior Advisor

The 2025 season is Pat Gillick's 20th year with the Phillies. In that time, he has served as the team's general manager, club president and also as a senior advisor.

Pat originally joined the Phillies as senior vice president & general manager on Nov. 2, 2005. During his time as GM, he built the club into back-to-back NL Eastern Division champions (2007-08) and 2008 World Series champions. The championship was the third of his 27-year career as a major league general manager and the second in the history of the Phillies franchise. After fulfilling his three-year contract as GM, Pat transitioned into the role of senior advisor to the president and general manager in November 2008, a position he held

until being named interim president on Aug. 28, 2014. Pat spent the 2015 season as the team president, holding that position from Jan. 28 through Oct. 14.

On Dec. 6, 2010, Pat was elected to the National Baseball Hall of Fame by the Expansion Era Committee. He is just one of five individuals elected whose career has been defined nearly exclusively as a team architect, along with Ed Barrow, Branch Rickey, John Schuerholz and George Weiss. He was inducted on July 24, 2011, along with Roberto Alomar and Bert Blyleven. Since his induction, Pat has been selected to sit on the Pre-Integration Era Committee in November 2015 and the Today's Game Era Committee in November 2018. Pat was also named to the advisory board for SABR (Society for American Baseball Research) in the fall of 2011. He was inducted into the Phillies Wall of Fame in 2018.

Prior to being named GM of the Phillies, Pat held the same position with the Toronto Blue Jays (1978-94), Baltimore Orioles (1996-98) and Seattle Mariners (2000-03). His career record as a GM stands at 2,276-1,993 (.533), including at least 91 wins in six of his final nine seasons. His resume includes two World Series championships (1992-93) and five AL East titles (1985, 1989, 1991-93) with Toronto; one AL East title (1997) and one wild card berth (1996) with Baltimore; one AL West title (2001) and one wild card berth (2000) with Seattle; and one World Series championship (2008) and two NL East titles (2007-08) with Philadelphia.

In August 1976, Pat was named the vice president of player personnel for the expansion Toronto Blue Jays, becoming the franchise's first general manager at age 38. His title was changed to vice president of baseball operations on Nov. 24, 1977, and then executive vice president, baseball on Sept. 24, 1984.

Pat stepped down as Blue Jays GM after the 1994 season and served as a consultant to the team in 1995.

Following the 1995 season, Pat had a brief retirement before being hired as Baltimore's GM on Nov. 27, 1995. In his first two seasons with Baltimore – 1996-97 – the Orioles advanced to the ALCS.

When his three-year contract with Baltimore expired after the 1998 season, Pat accepted a position as the chair of the 1999 Pan Am Games baseball team steering committee.

On Oct. 25, 1999, he was hired by Seattle as executive vice president & general manager, baseball operations.

Pat was born in Chico, Calif. In 1954 – at age 16 – he graduated from Notre Dame High School in Sherman Oaks, Calif., where he played baseball and football. He enrolled at the University of Southern California in the fall and graduated in 1958 at the age of 20 with a bachelor's degree in business.

Pat and his wife Doris reside in Birmingham, Mich. The couple has one daughter, Kimberley.



LARRY BOWA
Senior Advisor to the General Manager

Throughout 142 years of Phillies baseball, no one has spent more seasons in uniform than Larry Bowa. For 29 years – 13 as a coach, 12 as a player and four as manager – Larry proudly wore the Phillies "P" until he moved into his current role in October 2017. The 2025 season is Larry's 60th associated with Major League Baseball and his 41st with the Phillies organization. He was inducted into the Phillies Wall of Fame in 1991 and into the Philadelphia Sports Hall of Fame in 2009. In October 2021, he was inducted into the All Sports Museum of Southern New Jersey.

Larry signed with the Phillies as an amateur player in October 1965 and spent four seasons in the club's minor league system until making his major league debut in 1970, the final season at Connie Mack Stadium. The following year, the club moved into Veterans Stadium and Larry singled for the first hit in the new park. He would go on to play 12 years (1970-81) with the team as the starting shortstop, make five All-Star teams, win two Gold Glove Awards and play on five postseason teams, including the 1980 World Series champions. He was traded to the Chicago Cubs following the 1981 season.

During the 1988 season, after a year and a half as manager of the San Diego Padres, Larry returned to the Phillies as third base coach, a position he would hold through the 1996 season.

After coaching stints with the Anaheim Angels (1997-99) and Seattle Mariners (2000), Larry was hired as Phillies manager for the 2001 season. In his first season as manager, his team won 86 games, a 21-game improvement from the previous season, and he was voted National League Manager of the Year by the Baseball Writers' Association of America. Larry was the team's final manager at Veterans Stadium in 2003 and the first person to manage a game at Citizens Bank Park in 2004, his final season at the team's helm. He went 337-308 (.522) as Phillies manager.

Larry went on to coach for the New York Yankees (2006-07) and Los Angeles Dodgers (2008-10) before once again returning to the Phillies dugout as bench coach and infield instructor for four years (2014-17). Throughout his storied coaching career, Larry has worked with infielders such as Chase Utley, Jimmy Rollins, Alex Rodriguez, Robinson Cano, Jeff Kent, Nomar Garciaparra and Hall of Famers Mike Schmidt and Derek Jeter, among many others.

Other jobs Larry has held during his 60 years in baseball were bench coach for Team USA in the 2013 World Baseball Classic, an in-studio analyst for ESPN and MLB Network and talk show co-host for Sirius/XM Radio.

Larry and his wife Patty live in Conshohocken, Pa. He has one daughter, Tori.

BASEBALL PERSONNEL



CHARLIE MANUEL

Senior Advisor to the General Manager

The all-time winningest manager in Phillies history, Charlie Manuel completed a nearly nine-year run (2005-13) in that position before moving into a different role with the organization. He was named senior advisor to the general manager in January 2014. In his role, he assists in minor league hitting instruction, scouts at the amateur and professional levels and serves as a consultant to the baseball operations staff and as a club ambassador in the Philadelphia region. In 2019, he filled in as the major league hitting coach for the final seven weeks of the season. Charlie was inducted into the Phillies Wall of Fame in 2014 and the Philadelphia Sports Hall of Fame in 2016.

During his time as the club's manager, Charlie led the Phillies to their first playoff appearance in 14 years (2007), five straight division titles (2007-11), two National League pennants (2008-09) and one World Series championship (2008). He posted a record of 780-636 (.551) for the Phillies and 1,000-826 (.548) overall as a major league manager. Entering the 2025 season, Charlie is one of 66 managers in major league history to reach 1,000 wins. He managed two NL All-Star teams (2009-10), guiding the 2010 team to a victory which snapped the NL's 13-year winless streak.

Before being named manager of the Phillies, Charlie spent his first two years (2003-04) with the organization as special assistant to the general manager under Ed Wade, serving as one of Wade's top scouts as well as working on major and minor league hitting instruction.

In the 15 years (1988-2002) prior to joining the Phillies, Charlie worked for Cleveland in a variety of roles, including minor league manager and major league hitting coach. He managed Cleveland for three years (2000-02), leading the team to the Central Division title in 2001, and was chosen as a coach for the 2002 American League All-Star team by Hall of Famer Joe Torre. From 1994-99, his second tour as hitting coach, Cleveland led the AL in runs three times (1994-95, 1999) and home runs twice (1994-95) and set a franchise record by hitting 220 homers in 1997.

Charlie also managed in the Minnesota Twins minor league system for five years (1983-87) and scouted for the organization in 1982. He was originally signed by the Twins in 1963 and went on to play professionally for 19 years, including major league stints with the Twins and Los Angeles Dodgers, where his only two managers were Billy Martin and Walter Alston. From 1976-81, Charlie had a very successful six-year career in Japan, playing for three pennant winners. He hit a combined .303 with 189 home runs and led his league in home runs in back-to-back seasons (1979-80), including 48 in 1980, the same year Hall of Famer Mike Schmidt led the major leagues with the same total. In 1979, he was the first American-born player to be named MVP.

Charlie is a two-time winner (2011 & 2013) of the Dallas Green Special Achievement Award, which had been presented annually by the Philadelphia chapter of the BBWAA. He has twice been recognized by the Philadelphia Sports Writers Association, the first such honor being a special achievement award in 2015 and again with the most courageous award in January 2025. Charlie also received the Ted Williams Lifetime Achievement Award from the Ted Williams Museum in 2018.

In addition to his duties with the Phillies, Charlie is an investor with Perfect Game, the world's largest youth baseball and softball platform.

Born in North Fork, W.V., Charlie grew up in Buena Vista, Va. He currently resides in Winter Haven, Fla., with his wife Melissa. He has five children, Chuck, Julie, Collin, Hailey and Allie, and five grandchildren.



SAL AGOSTINELLI

Senior Advisor, International Scouting

Sal Agostinelli was named to his current position in November 2023 after serving as director, international scouting since 2012. In this leadership role, he remains instrumental in various facets of international scouting with a focus on evaluation and the development of international players. Sal has been a part of the Phillies scouting staff since 1993, when he joined the organization as an area scout before being promoted to international scouting supervisor in 1997.

A former catcher, Sal was selected by the St. Louis Cardinals in the 20th round of the 1983 MLB Draft out of Slippery Rock University. He played six seasons (1983-88) in the Cardinals minor league system before being traded in 1989 to the Phillies, where he played for double-A Reading and triple-A Scranton/Wilkes-Barre (1990-91) before retiring. In 1992, he was a player/coach for Reading prior to joining the scouting staff, for which he initially covered New York, New Jersey, Delaware and the New England region.

During his time as a scout, Sal has had a hand in the signings of Carlos Ruiz, Maikel Franco, Freddy Galvis and César Hernández, among many others. In 2015, he was the recipient of the Dallas Green Award for his achievements in scouting. Additionally, Sal won the International Scout of the Year Award at the 2018 Winter Meetings and was named the 2023 Executive of the Year by the Italian American Baseball Foundation.

Sal was born in Bronx, N.Y., and lives in Kings Park, N.Y., with his wife Sharon. He has three children: sons Danny and Anthony and daughter Toni-Ann.

BASEBALL PERSONNEL



HOWIE KENDRICK **Special Assistant to the General Manager**

Howie Kendrick joined the Phillies as special assistant to the general manager on Nov. 16, 2021. In his role, Howie assists both the baseball operations department as well as the club's field staff with game preparation, advance scouting and data implementation.

A veteran of 15 major league seasons and 2011 American League All-Star, Howie played in 1,621 games for the Los Angeles Angels (2006-14), Los Angeles Dodgers (2015-16), Phillies (2017) and Washington Nationals (2017-20). With the Nationals in 2019, Howie hit a grand slam in Game 5 of the National League Division Series, was named NL Championship Series Most Valuable Player and hit a go-ahead, two-run home run in Game 7 of the World Series.

Howie was traded to the Phillies on Nov. 11, 2016, in exchange for Darin Ruf and Darnell Sweeney. He appeared in 39 games for the Phillies and slashed .340/.397/.454 before being traded to Washington for McKenzie Mills on July 28, 2017.

In addition to his responsibilities with the Phillies, Howie served as a manager for Major League Baseball's States Play Invitational in September 2022 and was an instructor for MLB's DREAM Series in both January 2023 and 2025.

Howie was born in Jacksonville, Fla., and currently resides in Phoenix with his wife Jody. They have two sons, Owen and Tyson.



ALEX NAKAHARA **Senior Director, Research & Development**

Alex Nakahara was promoted to senior director, research & development in November 2023. In this role, Alex provides strategic leadership in R&D, identifying high-value greenfield problems in baseball research and developing plans to address them. He also continues to oversee budgeting, hiring and departmental logistics.

Alex originally joined the Phillies in 2017 as a senior quantitative analyst, creating analyses and tools for understanding and visualizing data for the baseball operations department. He was then promoted to director, research & development in November 2021. Before joining the Phillies, Alex worked for four years at Northrop Grumman as a systems engineer in a variety of roles, including as the lead researcher for several air traffic control research and development projects.

Born in Philadelphia, Alex graduated from the Episcopal Academy in 2006. He received a bachelor's degree in mechanical engineering from the University of Pennsylvania in 2010 and a master's degree from MIT in aeronautics and astronautics in 2012. He and his wife Meg live in South Philadelphia with their son Henry.



TEGAN ASHBY **Director, Software Engineering**

Tegan Ashby was promoted to director, software engineering in November 2023. In this role, she oversees the club's software engineering efforts, orienting the organization's products toward maximizing impact by facilitating data-driven decision-making. She originally was hired by the Phillies in January 2023 as assistant director, software engineering to lead the application development, data engineering and infrastructure teams.

Before joining the Phillies, Tegan worked in basketball for several seasons with the Brooklyn Nets and Philadelphia 76ers, building applications and visualizations to empower front office decision-making and help win games. She is also the co-founder of the Women in Sports Data Symposium and Hackathon, a game-changing initiative to amplify women's voices in sports analytics across the technical spectrum.

A native of Wyoming, Tegan resides in Philadelphia with her husband Darren. She holds degrees in linguistics and Near Eastern languages and civilizations from the University of Pennsylvania.



DAN AUCOIN **Director, Foundational Research & Applied Biomechanics**

Dan Aucoin is the director of foundational research and applied biomechanics, leading initiatives to measure and refine the latent skills that drive player performance. He was promoted to his current role in June 2024 after previously serving as assistant director of foundational research. Dan first joined the Phillies as a consultant in 2020 and 2022 before coming on full time in 2023.

Before his full-time role with the Phillies, Dan spent five years at Driveline Baseball, holding multiple leadership positions, including chief research officer, director of baseball operations and manager of baseball analytics. He also gained experience with the Toronto Blue Jays, Tampa Bay Rays, and Cincinnati Reds, working in video scouting, minor league operations, and quantitative analysis, respectively.

A 2015 graduate of the University of Massachusetts Amherst, Dan holds a bachelor's degree in sports management. A native of Worcester, Mass., he resides in Philadelphia with his wife and dog.

BASEBALL PERSONNEL



DERRICK CHUNG **Director, International Scouting**

Derrick Chung was promoted to director of international scouting in November 2023. The 2025 season marks his ninth year in the Phillies organization and his eighth year in the international scouting department.

In this role, Derrick oversees all aspects of the club's international scouting operations and works closely with Sal Agostinelli, the club's senior advisor, international scouting.

Born in Seoul, Korea, and raised in Cypress, Calif., Derrick originally joined the Phillies from the Baltimore Orioles during the 2017 season as an interpreter for the major league club. He moved into the international scouting department first as a pro scout later in 2017, then as a coordinator

the following year, serving in that role through 2022, when he was named assistant director, international scouting and administration.

Derrick was selected by the Toronto Blue Jays in the 31st round of the 2012 MLB Draft out of Sacramento State University (CA), where he was a 2012 graduate with a degree in business administration, finance and international business. A right-handed hitter, he spent five seasons in the Blue Jays minor league system (2012-16) and was named an Organizational All-Star in both 2013 and 2014 and a Florida State League All-Star in 2014.

Derrick currently resides in Cherry Hill, N.J., with his wife Julie and their daughter Chloe.



CECI CRAFT **Director, Mental Performance, Life Skills and Education**

Ceci Craft joined the Phillies in February 2021 as director, mental performance and the major league mental performance coach. She stepped away from the dugout in 2023 to take on life skills and education (LSE) responsibilities in addition to directing the mental performance department. In this expanded role, she oversees the club's LSE program, which helps international players finish high school and learn English and assists all players in developing life skills that will help them on and off the field.

Prior to joining the Phillies, Ceci served as Cleveland's major league mental performance coach for six years (2014-19), during which time the club won three division championships. In her role, she assisted players and staff at the major league and triple-A levels of the organization in the continued development and integration of programs and services that enhance mental performance and development. Ceci worked closely with organizational coaches, coordinators, strength and conditioning personnel, athletic trainers and front office staff to integrate mental performance into assessment and training plans for players, teams and programs. She also worked closely with the scouting department to support the amateur draft.

Before and after her time with Cleveland, Ceci spent a combined seven years as a mental performance coach on Fort Bragg, working with Special Operations Forces (2009-14, 2019-21). While there, she led a team of 13 cognitive performance coaches in helping develop the mental strength and flexibility for the Army Special Operations population.

Ceci's educational background is in applied sport science with a focus in sport psychology from the University of Bangor, Wales. She attended Bates College for her undergraduate studies, majoring in psychology and minoring in Spanish, and captained the women's soccer team in 2005. Ceci is also a Certified Mental Performance Consultant (CMPC).

Born in Berkeley, Calif., Ceci resides in Southern Pines, N.C., with her husband Aaron and their children Abby, Tucker and Anders.



JOE CYNAR **Director, Minor League Training Facilities and Equipment**

Joe Cynar has worked for the Phillies in various capacities dating back to the late 1980s as a bat boy, clubhouse assistant and facility operations manager at Jack Russell Stadium through high school and college.

After an eight-year career as an investment banker with Franklin Templeton, Joe rejoined the Phillies full time in 2006 as minor league equipment manager. He was promoted to assistant director, minor league operations/Florida in 2012 and to his current position in February 2022. As director, Joe leads efforts related to Carpenter Complex building systems and maintenance, clubhouse services, domestic and international equipment services and complex expansion/construction processes.

Born in Lorain, Ohio, Joe is a 1998 graduate of the University of Central Florida with a bachelor's degree in business administration, management with an emphasis on human resources, as well as a minor in marketing. He resides in Largo, Fla.

BASEBALL PERSONNEL



ROB HOLIDAY

Director, Amateur Scouting Administration

Rob Holiday was named to his current position in 2013 after joining the baseball operations department in 1998. He is responsible for the day-to-day administrative duties for the amateur draft and international player signings. Rob also oversees the operation of the Phillies MLB Urban Youth Academy.

Rob began working for the Phillies in September 1987 as a sales office representative in the ticket department. In 1992, he moved to the marketing department and was promoted to manager of fan development, where he was responsible for developing and overseeing over 25 youth and baseball-related programs, including the Phillies RBI (Reviving Baseball in Inner Cities) program. In 1998,

Rob transitioned to baseball operations, where he previously had the titles of administrator for minor leagues and scouting, assistant to the director of scouting and player development and assistant director of scouting.

In 2012, Rob was honored with the Richie Ashburn & David Montgomery Special Achievement Award, which is given to a member of the Phillies organization who has demonstrated loyalty, dedication and passion for the game. He was inducted into the Philadelphia chapter of the Pennsylvania Sports Hall of Fame in 2019 and he received the Career Recognition Award from the Mid-Atlantic Scouts Association in 2021.

A native of Maplewood, N.J., Rob currently resides in Cherry Hill, N.J., with his wife Alma and has three children, Kyra, Chelsea and Robby. He is a 1987 graduate of the University of Massachusetts Amherst with a bachelor's degree in hotel, restaurant and travel administration. While at UMass, he played second base for the school's baseball team. He was awarded the team's Dennis DellaPiana Memorial Award for courage, determination and sportsmanship in 1986 and 1987.



CORINNE LANDREY

Director, Baseball Operations

Corinne Landrey joined the Phillies baseball operations department in 2017 as an intern and was hired as an analyst in baseball research and development that October. She was promoted to her current position in January 2022. In this role, Corinne supports player procurement information integration initiatives and assists with roster management, transactions and salary arbitration.

Before joining the Phillies, she began her baseball career as a public analyst for outlets including MLB.com, FanGraphs and The Hardball Times.

Corinne is a 2008 graduate of the Ithaca College School of Music and taught high school band for several years. She grew up in Wilmington, Del., and currently lives in Philadelphia with her wife Amanda and daughter Ellis.



LEE MCDANIEL

Director, Minor League Operations

Lee McDaniel was named director of minor league operations in February 2012. His responsibilities include serving as a point person for baseball operations budget planning and player development business operations/administration for minor league affiliates at Lehigh Valley, Reading, Jersey Shore and Clearwater. He also supervises Florida baseball operations at the Carpenter Complex in Clearwater, Fla., including the coordination of minor league spring training, extended spring training, the Florida Complex League affiliate and Fall/Winter training camps. Lee also supervises minor league player and staff travel services throughout the season.

Lee began his professional baseball career as an operations intern with the Phillies rookie-level affiliate in Martinsville, Va., in the Appalachian League in 1990. He then served as assistant general manager for the Asheville Tourists of the South Atlantic League from 1991-92 while also attending graduate school at Ohio University in the offseason. Lee returned to the Appalachian League as GM for the Martinsville Phillies from 1993-95. In 1995, he joined the Phillies Florida operations staff as assistant GM for spring training operations and the Florida State League affiliate, Clearwater Phillies. He was promoted to general manager of the Clearwater Phillies in January 1997, to assistant director of Florida operations in January 2000 and to assistant director, minor league operations in 2008 before assuming his current position.

In 2018, Lee was the recipient of the Richie Ashburn & David Montgomery Special Achievement Award, given each year to a member of the Phillies organization who represents the best attributes of the award's namesakes. He was selected by Minor League Baseball as the 2023 winner of the Sheldon "Chief" Bender Award, presented to an individual with distinguished service who has been instrumental in player development.

Born in Martinsville, Lee currently lives in Odessa, Fla., with his wife Lisa, daughter Riley and son Jason Hall. He has his bachelor's degree in finance from Virginia Tech and earned a master's degree in sports administration from Ohio University in 1993.

BASEBALL PERSONNEL



PATRICK MCFARLANE
Director, Predictive Modeling

Pat McFarlane was promoted to director, predictive modeling in November 2023. In this role, he oversees the development of the organization's forecasts of player performance, and their incorporation into the club's decision-making processes.

He was originally hired in January 2018 as a quantitative analyst focused on in-game strategy and tactics research. Two years later, he was promoted to lead quantitative analyst and then was promoted to assistant director, quantitative analysis in January 2022. Before joining the Phillies, he held data science positions in various industries, including aviation, finance, consulting and sports, working for the Charlotte Hornets, Bloomberg LP and MITRE, a federally funded research and development center.

Born in Willingboro, N.J., and raised in Newtown, Pa., Pat attended Holy Ghost Preparatory School in Bensalem, Pa. He graduated from the University of Notre Dame with a BS in aerospace engineering in 2014 and earned an MS in air transportation systems from MIT in 2016. He lives in Newtown with his wife Genna.



STEVE MOSER
Director of Staff Recruitment & Talent Development

Steve Moser was named director of staff recruitment and talent development for the Phillies in June 2022. In his role, he leads the department's efforts in staff recruitment and promoting a work environment that enables employees to maximize their potential and add value to the organization.

Prior to joining the Phillies, Steve amassed over 12 years of experience in the recruiting and talent acquisition space for a variety of companies, including GEICO, KeyBank, EXOS, High Performance Associates and, most recently, Tonal, where he served as director of talent acquisition from 2018-22. In previous roles, Steve consulted in the building of high performance and sports medicine staffs for a variety of organizations including the US Ski and Snowboard team, USA Gymnastics, the Orlando

Magic, US Special Operating Forces, UFC and Chinese Olympic Committee, among others.

Steve earned his bachelor's degree in business administration from Daemen University in 2009 and his master's degree in legal studies from the Sandra Day O'Connor College of Law at Arizona State University in 2018.

A native of Buffalo, N.Y., Steve began his career in sports as a pro and amateur scouting intern for the Buffalo Sabres. He resides in Boulder, Colo., with his wife Maddie and their daughter Leona.



LUKE MURTON
Director, Player Development

Luke Murton was promoted to director of player development on Nov. 8, 2024. The 2025 season marks his third year in the Phillies organization after being hired by the club as director of hitting development in December 2022.

Prior to joining the Phillies, Luke spent seven years in scouting roles between the San Diego Padres and San Francisco Giants organizations. He served four years (2019-22) as scouting crosschecker and advisor to baseball operations for the Padres and three years (2016-18) as a scout for the Giants.

Luke gained coaching experience at the collegiate level in 2014 at Samford University as an assistant coach and moved into professional coaching one year later in the Boston Red Sox organization as a coach with Lowell (A) in 2015.

A native of Fort Lauderdale, Fla., Luke graduated from Georgia Institute of Technology in 2009 with a degree in business administration. He was selected by the New York Yankees in the 19th round of the 2009 MLB Draft and spent five seasons (2009-13) in their minor league system, before finishing his playing career with two seasons in independent ball (2013-14).

Luke currently resides in Acworth, Ga., with his wife Ashley and their daughters Natalee and Scarlett.



DEANNA NOBLEZA, MD
Director, Mental Health

Dr. Deanna Nobleza has served as the director of mental health since January 2023, overseeing mental health services and programming for players and staff.

Dr. Nobleza earned her medical degree and completed residency in internal medicine and psychiatry at the University of Medicine and Dentistry of New Jersey. Before the Phillies, Dr. Nobleza worked as a staff psychiatrist at Princeton University working with Division I athletes, and then as director of student counseling at Thomas Jefferson University. Dr. Nobleza is a clinical associate professor in the Department of Psychiatry and Human Behavior at Sidney Kimmel Medical College at Thomas Jefferson University.

Originally from Bridgewater, N.J., Dr. Nobleza now resides in South Jersey with her family.

BASEBALL PERSONNEL



MIKE ONDO

Director, Professional Scouting

Mike Ondo was named director of professional scouting in February 2010. He originally joined the Phillies baseball operations department in 1998.

In his role, Mike oversees the pro scouting staff at the major and minor league levels, including postseason advance scouting efforts. He also coordinates the club's preparation for the Rule 5 Draft and from 2010-20 organized the Phillies' annual Prospect Education Program, which took place each January in Philadelphia. During his time with the Phillies, Mike has worked under Dallas Green, Hall of Famer Pat Gillick, Ed Wade, John Vukovich, Ruben Amaro Jr., Matt Klentak, Chuck LaMar, Andy MacPhail, Dave Dombrowski and Paul Owens, among others.

Mike previously spent one year (2009) as pro scouting coordinator and two years (2007-08) as assistant director, minor leagues.

A four-year starting catcher at the University of Scranton, Mike graduated in 1997 with a bachelor's degree in communications. He was born in Pottstown, Pa., and lives in Lumberton, N.J., with his wife Colleen and their three daughters, Abigail, Marissa and Samantha.



RAY ROBLES

Director, International Operations

Ray Robles was promoted to director, international operations in February 2022. In this role, Ray leads all international business operations related to the Dominican Republic, while also directing immigration/visa procurement services for foreign players and staff.

Ray originally joined the Phillies in 2010 as administrative assistant, minor league operations. He was promoted to coordinator, international operations in 2013 and to assistant director, international operations in 2017.

Born in Santo Domingo, Dominican Republic, Ray earned his bachelor's degree in business administration from Freed Hardeman University in 2008 and his MBA with a concentration in sports business from Saint Leo University in 2016. He currently lives in Palm Harbor, Fla., with his wife Melissa and their daughters Ava and Lea.



ROB SEGEDIN

Director, Strategic Initiatives

Rob Segedin assumed his current role in 2024 after serving for three years as the director of integrative baseball performance and strategic initiatives. In this role, he leads the strategic initiatives department, which encompasses three key areas: strategic budget planning for baseball operations, affiliate operations and facilities improvements, and emerging baseball technology. Rob's responsibilities include managing the capital budget process for baseball operations and spearheading major facility improvement projects for the organization, both in Philadelphia and the club's affiliates to ensure timely, cost-effective project completion that makes an impact on the on-field product.

During the shortened 2020 season, Rob served as the minor league assistant hitting coordinator after working as a player information assistant in 2019, his first year with the Phillies. In his current role, he works closely with the Phillies athletic training, strength & conditioning and nutrition departments.

Originally a third-round selection by the New York Yankees in the 2010 MLB Draft out of Tulane University, Rob played nine years of professional baseball, including 53 games in the major leagues with the Los Angeles Dodgers over the 2016-17 seasons. Prior to making his major league debut in August 2016, the former infielder/outfielder hit .319 with 23 doubles, 21 home runs and 69 RBI in 103 games for triple-A Oklahoma City. Rob earned his bachelor's degree in finance and management from Tulane and his master's degree in analytics from Indiana University.

Born in Teaneck, N.J., Rob and his wife Robin currently reside in Plantation, Fla. They have three children: Robinson, Roselily and Romeo.

BASEBALL PERSONNEL



BEN WERTHAN

Director, Baseball Development

Ben Werthan has served as director, baseball development since 2022. In this role he oversees major league strategy, player analysis and the video and technology department. Ben also supports Phillies player evaluation and player procurement processes while working closely with leadership to promote organizational alignment and guide future research and initiatives.

Originally hired by the Phillies in November 2017, Ben spent four years as the club's minor league player information coordinator. In this uniformed role, he facilitated integration of analytics and technology into player development and helped refine advance scouting processes. He spent time with each minor league affiliate and the major league team, working closely with Phillies coaches,

players, front office staff and the research and development department.

Before joining the Phillies, Ben spent seven seasons (2011-17) with the Baltimore Orioles, including six as the advance scouting coordinator. He also assisted with the team's replay challenge operation. In addition to his duties with the Orioles, Ben served as Team Israel's lead advance scout and uniformed strategy consultant throughout the 2017 World Baseball Classic. He began his career in baseball operations as an intern for the Cincinnati Reds (2008) and Tampa Bay Rays (2009-10).

Born in Washington, D.C., Ben is a 2008 graduate of Dickinson College with a bachelor's degree in psychology. He lives in Philadelphia.

SPECIAL ADVISORS



COLE HAMELS

Special Advisor to Baseball Operations

Cole Hamels was named special advisor to baseball operations in December 2024. In this role, he will advise the front office on baseball matters and represent the Phillies as a club ambassador.

In addition to his duties as a special advisor, Cole is set to make his professional broadcasting debut for the Phillies in 2025, serving as a color analyst for spring training and regular season telecasts.

A first-round selection (17th overall) of the Phillies in the 2002 MLB Draft, Cole spent 10 of his 15 major league seasons in Philadelphia. The Most Valuable Player of the 2008 World Series champion Phillies finished his career in red pinstripes going 114-90 with a 3.30 ERA and 1,844 strikeouts in 295 games (294 starts). A three-time All-Star with the Phillies, Cole ranks third all-time in franchise history in strikeouts, fourth in starts and sixth in wins and innings pitched (1,930.0).

In 2015, his final season as a Phillie, Cole tossed the 13th no-hitter in club history on July 25 against the Chicago Cubs at Wrigley Field.

Cole, a native of San Diego, currently resides in the Dallas area with his children.



MIKE SCHMIDT

Special Advisor

Arguably the greatest third baseman to ever play in the major leagues – and the greatest player in Phillies history – Mike Schmidt returned to the organization in 2002 as a special instructor, a role he held through the 2018 season before being named special advisor.

Following his 18-year playing career (1972-89), spent entirely with the Phillies, Mike was elected to the National Baseball Hall of Fame in 1995 with 96.5% of the votes, becoming the 26th player elected on the first ballot. He led the National League in home runs a record eight times; RBI, four times; slugging percentage, five times; and on-base percentage and total bases, three times.

When he retired, Mike was ranked seventh on MLB's all-time home run list (548) and will enter the 2025 season ranked 16th, with Giancarlo Stanton the closest active player (51st all-time with 429 homers). Mike holds the career record for a third baseman in home runs (509) and set the major league record for homers in a season by a third baseman with 48 in 1980, which stood until it was broken in 2007 by Alex Rodriguez (52).

A 12-time NL All-Star during his career, Mike won three NL MVP Awards (1980, 1981 & 1986), six Silver Slugger Awards and 10 Gold Gloves, while also being named the MVP of the 1980 World Series.

In 2014, Mike began working as a broadcaster on Phillies telecasts during home Sunday games. From 2015-18, he worked Saturdays as well. He spent the 1990 season as a Phillies broadcaster and in 2004 managed single-A Clearwater, his first stint as a full-time manager or coach at any level, leading the club to a 55-81 record. In 2009, he served as third base coach for Team USA in the World Baseball Classic.

Mike was born in Dayton, Ohio, and currently lives in Jupiter, Fla., with his wife Donna.



MAJOR LEAGUE STAFF



PHIL SHERIDAN
Director, Clubhouse Services

A 1992 graduate of Notre Dame University, Phil Sheridan began with the Phillies right out of college. He spent six seasons (1992-97) in the home clubhouse before becoming an assistant in the visiting clubhouse for one year (1998). Phil returned to the home side as an assistant in 1999 and spent 10 seasons (2007-16) as manager, home clubhouse before being named manager, clubhouse services in January 2017. He was promoted to his current position in April 2021.

At Notre Dame, Phil was senior student equipment manager on scholarship and during his stay, the Fighting Irish participated in two Orange Bowls (1990 and 1991) and one Sugar Bowl (1992). He remains a member of the school's Monogram Club.

Born in Philadelphia, Phil lives in Springfield, Pa., with his wife Jenn. He has five sons, Luke Thomas, Dylan Charles, Connor James, Grady Philip and Shane William, and four daughters, Samantha Marie, Mackenzie Lynn, Ryan Elizabeth and Casey Ann. Phil is a 1988 graduate of Malvern Prep.



DAN O'ROURKE
Manager, Equipment and Umpire Services

Dan O'Rourke returned to the Phillies organization in 2001, making 2025 his 25th season in the clubhouse (he previously worked for the Phillies as a bat boy and clubhouse attendant from 1985-90). He served as assistant clubhouse manager before being named to his current position in 2007.

Prior to rejoining the Phillies, Dan spent 10 years as assistant clubhouse manager for the Houston Astros. During his time with Houston, he was a member of the Phillies' 1996 All-Star Game clubhouse staff.

Dan was born in Philadelphia, Pa. He and his wife Lisa live in Cherry Hill, N.J. They have two daughters, Darby Ann and Megan Ruth, and one son, Daniel Thomas. Dan is a 1984 graduate of Northeast High School.



KEVIN STEINHOURL
Manager, Visiting Clubhouse

The 2025 season is Kevin Steinhour's 45th year in professional baseball and his 37th with the Phillies. He began his career helping out in the clubhouse and as bat boy from 1981-87 for single-A Springfield in the Cardinals organization before serving as equipment manager for triple-A Louisville during the 1988 and 1989 seasons.

Kevin joined the Phillies in September 1989 as the assistant equipment manager. In 1992, he was made the visiting clubhouse manager, a position he has held since. In 2007, Kevin was named the Visiting Clubhouse Manager of the Year as voted by the MLB equipment managers and visiting clubhouse managers.

Kevin was born in Springfield, Ill. He and his wife Tina live in Tabernacle, N.J. They have two daughters, Kylie Rae and Brooke Alexa, and two sons, Jake Richard and Brett Andrew. Kevin is a 1986 graduate of Springfield-Lanphier High School, the same school that produced Phillies Hall of Famer Robin Roberts.



SEAN BOWERS
Home Clubhouse Assistant

The 2025 season will mark Sean Bowers' 24th year in the Phillies organization.

Sean originally joined the club as a bat boy in 2002 and served in that role through the 2005 season. He continued working as a home clubhouse attendant from 2006 through 2016 before being named to his current position as home clubhouse assistant in January 2017.

Sean was an equipment manager for Team Italy in the 2013 World Baseball Classic and for Team USA in the 2017 WBC.

A 2003 graduate of Council Rock High School South, Sean earned a degree in sport marketing-management from Holy Family University in 2007. He grew up in Holland, Pa., and currently resides in Dresher, Pa., with his wife Christine and their two sons, Liam and Peter.

MAJOR LEAGUE STAFF



JAMESON HALL
Director, Team Travel

Jameson Hall was promoted to director, team travel in February 2023. He first took over the club's travel responsibilities in January 2018, when he was named coordinator, team travel, and was promoted to manager, team travel in March 2021.

Jameson originally joined the Phillies in 2008 as a premium services gameday employee. He continued in that role for two more seasons while also serving as a ticket services representative in the Phillies Phone Center, and then spent the 2011 season as a season and group sales representative. In 2012, Jameson was hired full time in the community outreach department, where he spent six years, the last two as coordinator, community outreach and charity events, before moving over to the

baseball operations department.

Born and raised in Broomall, Pa., Jameson earned a bachelor's degree in sport management from James Madison University in 2010. He currently lives in Avondale, Pa., with his wife Danielle and their daughter Addison.



CHRIS WHITING
Senior Manager, Major League Video & Technology

Chris Whiting joined the Phillies as major league video coordinator for the 2022 season. He spent the next two years as manager, major league video & technology before being promoted to his current position in November 2024. He previously spent six years with the New York Yankees as video manager (2016-17), assistant video coordinator, player development (2018-19) and video coordinator, player development (2020-21).

In his role, Chris oversees the implementation and utilization of regular and high-speed video at the major league level, as well as facilitates the coaching efforts of the major league staff, collaborates with the advance scouting department and provides guidance to the minor league video coordinator.

Chris began his career as a Florida operations intern for the Pittsburgh Pirates in 2012, moving into roles as minor league video intern (2013), minor league video assistant (2014) and major league video assistant (2015) with the club. He also served as an operations manager for the Arizona Fall League in 2014.

Born in Cossack, N.Y., Chris graduated from the University of Massachusetts Amherst with a bachelor's degree in sport management. He currently resides in Tampa, Fla.

ADDITIONAL MAJOR LEAGUE STAFF



Anthony Brady
Lead Performance
Analyst/Coord.,
Pitching
Development



Bobby Burkhardt
Team Chef



Frances Cardenas
Mental
Performance
Coach



Diego D'Aniello
Spanish Language
Interpreter



Kelly Davis
Manager,
Team Security



Jenny Goldsher
Coordinator,
Baseball
Development
Systems



Noah Hilton
Major League
Video &
Technology
Analyst



Sheree McMullen
Massage Therapist



Michael Roche
Manager, Team
Travel



Josh Studnitz
Manager, Major
League Hitting
Strategy



Ryo Tamanaha
Massage Therapist



Riley Wilson
Assistant, Major
League Strategy

MEDICAL PERSONNEL



PAUL BUCHHEIT
Head Athletic Trainer

Paul Buchheit was hired by the Phillies as head athletic trainer in November 2019. In 2022, he and his staff were named the MLB athletic training staff of the year by the Professional Baseball Athletic Trainers Society (PBATS). He previously spent 16 years in the Boston Red Sox organization, spending two seasons as an athletic training intern, six years as a minor league athletic trainer, four years as the minor league medical coordinator and the final four (2016-19) as a major league assistant athletic trainer.

A native of Sioux City, Iowa, Paul got his start in baseball as an athletic training intern with the Sioux City Explorers, an independent league baseball team. He graduated from Buena Vista University and received his master's degree in athletic training from the University of Northern Iowa.

Paul is athletic trainer certified and a certified strength and conditioning specialist. He is passionate about education and research, presenting at national, regional, and baseball-specific sports medicine conferences as well as participating as lead and contributing author on multiple peer-reviewed publications. Most recently in 2024, Paul was chosen to be a member of the Professional Baseball Athletic Trainers Society (PBATS) Executive Board.

Paul and his wife Allison live in Media, Pa. They have three sons, Hayden, Noah and Nash, and one daughter, Heidi.

PHILLIES ATHLETIC TRAINERS

Leo Miller	1941-45
Dusty Cooke	1946-47
Frank Wiechec	1948-62
Joe Liscio	1963-68
Don Seger	1969-80
Jeff Cooper	1981-2006
Scott Sheridan	2007-19
Paul Buchheit	2020-present



JOE RAUCH
Assistant Athletic Trainer

Joe Rauch was hired by the Phillies in January 2015 and worked five years as the minor league athletic training and rehabilitation coordinator before being promoted to major league physical therapist in January 2020. He was promoted to his current position in February 2022. Prior to joining the Phillies, he had worked for NovaCare Rehabilitation in Philadelphia and was the physical therapist for La Salle University Athletics.

Before coming to Philadelphia, Joe spent five years at the University of Cincinnati, most recently as the head athletic trainer for the athletics department and director of rehabilitation for the Bearcats' football, basketball and baseball teams.

Joe is a 2005 graduate of the University of Pittsburgh with a bachelor's degree in rehabilitation science and a concentration in athletic training. In 2009, he received his Doctor of Physical Therapy degree from Widener University in Chester, Pa. He completed a student rotation at Champion Sports Medicine in Birmingham, Ala., and was then accepted into the NovaCare/University of Cincinnati Sports Physical Therapy Residency Program, which he completed in 2010. In 2014, he became a Board-Certified Sports Physical Therapist.

Joe has been published multiple times and has spoken at various continuing education meetings including APTA CSM and ASMI Baseball Course. In 2022, he was part of the staff named the MLB athletic training staff of the year by the Professional Baseball Athletic Trainers Society.

Born in Columbus, Ohio, he currently resides in Tampa, Fla., with his wife Sarah and their daughter Cora.



CHRISTIAN BERMUDEZ
Assistant Athletic Trainer

Christian Bermudez enters his fourth season as the assistant athletic trainer for the Philadelphia Phillies. This is his 13th season in professional baseball, having also spent one year as the athletic trainer for the Phillies' triple A affiliate at Lehigh Valley and the previous eight seasons with the Houston Astros organization. Before making it to the big leagues, Christian had the privilege to work at every level of minor league baseball (DSL, GCL, A, AA and AAA).

Born in San Juan, P.R., Christian graduated from the University of South Florida in 2012 with a bachelor's degree in athletic training. He currently resides in Clermont, Fla., with his wife Daysi and his two children, Keylis and Xavier.

MEDICAL PERSONNEL



ALEX PLUM

Major League Physical Therapist

Alex Plum was hired as major league physical therapist for the Phillies in December 2022. This appointment marks his return to the Phillies organization, as he previously spent four years (2018-21) working as minor league physical therapist for the club.

In 2022, Alex served as major league physical therapist for the Cincinnati Reds. In addition to his role with the major league team, he assisted with offseason rehabilitation at the club's minor league complex in Goodyear, Ariz.

Alex is a graduate of Northeastern University, where he earned his bachelor's degree in rehabilitation sciences in 2016 and his doctor of physical therapy in 2017. In his time at Northeastern, he worked with a number of the athletic teams while interning in the training room and then went on to work in orthopedic and sports settings during student rotations at Champion in Birmingham, Ala., and with the Reds in Goodyear. Alex is also a certified strength and conditioning specialist (CSCS) through the NSCA.

Originally from Killingworth, Conn., Alex currently resides in the Northern Liberties section of Philadelphia.



MORGAN GREGORY

Director of Strength and Conditioning and Nutrition

Morgan Gregory was hired by the Phillies as director of strength and conditioning and nutrition in November 2021. He spent the previous nine seasons in the Cincinnati Reds organization, where he most recently served as assistant director of strength and conditioning. From 2018-20, he was Cincinnati's strength and conditioning coordinator. Before that, he spent the 2016 and 2017 seasons as the assistant strength and conditioning coordinator, working mainly with players rehabilitating injuries and with the Latin American Academy. He started his career with the Reds as a strength and conditioning coach for Dayton (2013-14) and Daytona (2015).

Morgan graduated from Carson-Newman College with a bachelor's degree in exercise science in 2011 and earned his master's degree in performance enhancement and injury prevention from the California University of Pennsylvania in 2014. He resides in Palm Harbor, Fla.



FUREY LEVA

Major League Strength and Conditioning Coach

A Philadelphia native, Furey Leva joined the Phillies in January 2017 after four years as a member of the Pittsburgh Pirates player development staff. He served as the minor league strength and conditioning coordinator before joining the major league staff in November 2021.

Furey worked as a strength coach at four minor league stops for the Pirates: triple-A Indianapolis, double-A Altoona and single-A Bradenton and Jamestown. At the amateur level, he spent one year (2013) as the assistant strength coach for Temple University football and two years (2012-13) as the head baseball strength coach for North Penn High School.

Furey is a 2012 graduate of Temple University, where he received his Bachelor of Science. His certifications include certified strength & conditioning specialist (CSCS), registered strength and conditioning coach (RSCC) and also USA-Weightlifting Level 1 (USAW). He resides in Palm Harbor, Fla., with his wife MiKayla and son Furey Jr.



STEPH MACNEILL

Major League Performance Dietitian

Steph MacNeill was named major league performance dietitian for the 2025 season after spending the previous two years as nutrition coordinator for the Phillies. A native of Toronto, Canada, she originally joined the organization in 2021 as a performance nutrition fellow and spent 2022 as the club's minor league nutrition coordinator.

Steph completed her education in Ontario, earning a Bachelor of Science in kinesiology from McMaster University, a second Bachelor of Science in food and nutrition from Western University and a Master of Health Science degree in nutrition communication from Ryerson University.

Prior to joining the Phillies, Steph worked as a registered dietitian and sport science nutritionist at her alma mater, McMaster University, from 2021 through January 2022. She began her career as a sports dietitian with Evolved Sport and Nutrition in 2018, remaining with the organization until 2021. During that time, Steph also spent two years (2019-20) as a nutrition coach for Futsal Club Toronto.

Steph currently resides in Clearwater, Fla.

MEDICAL PERSONNEL



CARLEY McQUAIN

Major League Medical Operations Liaison & Staff Physical Therapist

Carley McQuain enters her second year with the Phillies and first in her current role as the major league medical operations liaison and staff physical therapist. She originally joined the club in 2024 as a physical therapist for the Dominican Summer League teams, her first full-time role in Major League Baseball.

Born in Williamsburg, Va., Carley earned a Bachelor of Science in education in kinesiology from the University of Virginia in 2018 and her doctorate in physical therapy from Duke University School of Medicine in 2021. She completed a sports physical therapy residency with NovaCare in Philadelphia in 2022 and served as the inaugural fellow for the Upper Extremity Physical Therapy Fellowship at the

University of Wisconsin Health that is run in collaboration with the Toronto Blue Jays.

Carley currently lives in Williamsburg.



STEVEN B. COHEN, MD

Director of Medical Services and Head Team Physician

The 2025 season is Dr. Cohen's 19th with the Phillies, 10th as head team physician and second as director of medical services. He is a graduate of both Columbia University in New York City and the Robert Wood Johnson Medical School at the University of Medicine and Dentistry of New Jersey. Dr. Cohen completed his orthopaedic residency training at the University of Virginia Health Center followed by a fellowship in sports medicine at the University of Pittsburgh Medical Center. While in Pittsburgh, he assisted in the care of the NFL's Pittsburgh Steelers, the NHL's Pittsburgh Penguins, the University of Pittsburgh and Duquesne University. He returned locally to the Rothman Institute and Thomas Jefferson University, where he is an orthopaedic sports medicine specialist and serves as a

professor of orthopaedic surgery at the Sidney Kimmel Medical College at Thomas Jefferson University and co-director of the sports medicine research program at Rothman Orthopaedics. He was named as a Top Doctor Rising Star by *Philadelphia Magazine* in 2009 and annually a Top Doctor by *Main Line Today* magazine.

In addition to the Phillies, Dr. Cohen also currently serves as the team orthopedist for the Philadelphia Flyers and team physician for St. Joseph's University, Immaculata University, Neumann University, Penncrest High School, Community Academy of Philadelphia, and Sacred Heart Academy. He also serves on the Executive Committee for the Major League Baseball Team Physicians Association and was the medical director of the Philadelphia Marathon for 10 years.

Dr. Cohen was born in Philadelphia and attended Cherry Hill West High School. He and his wife Kathleen live in Media, Pa., with their three children, Alexa, William and Tyler.



JEREMY D. CLOSE, MD

Lead Primary Care Physician

Dr. Close joined the medical staff of the Phillies prior to the 2015 season. He is a graduate of Colorado College in Colorado Springs, Colo., and Jefferson Medical College in Philadelphia. Dr. Close completed his family medicine residency training at Thomas Jefferson University in Philadelphia, followed by a fellowship in primary care sports medicine.

At Thomas Jefferson University, Dr. Close serves as an associate professor of family medicine and director of the primary care sports medicine fellowship. He is a consultant for the Rock School and University of the Arts and is the vice president of the Athlete Health Organization, which provides free comprehensive sports physicals to underserved student athletes. He is also a member of the American Academy of Family Physicians, American Medical Society of Sports Medicine and the American College of Sports Medicine and remains involved in sports research and writing.

Dr. Close was born in Aspen, Colo. He and his wife Kristine live in Haddonfield, N.J., with their two children, Colin and Kate.

CLUB AMBASSADORS



GARY MATTHEWS

One of the most memorable personalities in Phillies history, Gary Matthews – known simply as “The Sarge” – was named a club ambassador following the 2013 season. In his role, Gary works with the Phillies community outreach program in charitable endeavors, as well as visiting suites at Citizens Bank Park during games and attending sponsorship events.

Before being named to his current position, Gary spent seven seasons as a color analyst for Phillies broadcasts. His previous broadcasting experience included two seasons as a radio broadcaster for the Toronto Blue Jays (2000-01) and serving as a baseball analyst on Headline Sports Television, a Canadian cable network based in Toronto.

The former outfielder played 16 seasons in the majors, including three with the Phillies (1981-83). He was the Most Valuable Player of the 1983 National League Championship Series when the Phillies defeated the Los Angeles Dodgers to advance to the World Series. He also played for the San Francisco Giants (1972-76), Atlanta Braves (1977-80), Chicago Cubs (1984-87) and finished his playing career with the Seattle Mariners in 1987. For his career, Gary hit .281 with 234 home runs, 978 RBI and 183 stolen bases in 2,033 games.

Gary won the NL Rookie of the Year Award in 1973 and was a member of the 1979 NL All-Star team. He appeared in the NL Division Series with the Phillies in 1981, the NLCS and World Series with the Phillies in 1983 and the NLCS with the Cubs in 1984.

Following his playing career, Gary worked in private industry before joining the Cubs organization as a minor league hitting instructor (1995-97). He spent seven seasons as a major league coach: Toronto Blue Jays hitting coach, 1998-99; Milwaukee Brewers hitting coach, 2000; and Cubs hitting coach, 2003-04, and first base coach, 2005-06.

Gary was selected by the Giants out of San Fernando High School in the 1968 MLB Draft, the 17th player taken overall. His son Gary Jr. played in the majors with seven different teams.

Born in San Fernando, Calif., Gary lives in Chicago. He has five children, Gary Jr., Delvon, Dustin, Dannon and Paige, five grandsons and one granddaughter.



MICKY MORANDINI

Mickey Morandini took on the role of club ambassador in 2018. He had spent the previous two years with the team as first base coach and baserunning instructor.

Prior to joining the major league staff, Mickey spent five years in the Phillies minor league system as a coach for triple-A Lehigh Valley and double-A Reading and manager for single-A Lakewood and single-A Williamsport. He also spent four years as head coach for the Valparaiso High School varsity baseball team.

A 1995 National League All-Star, Mickey played nine of his 11 major league seasons (1990-2000) with the Phillies and was a member of the 1993 NL champions. He ranks fourth in Phillies history in games played at second base (926) and was the recipient of the Paul Owens Award in 1989 as the best player in the Phillies minor league system. Mickey was originally selected by the Phillies in the fifth round of the 1988 MLB Draft out of Indiana University. As an amateur, he won a gold medal as a member of the 1988 Olympic baseball team.

Born in Leechburg, Pa., Mickey and his wife Peg currently live in Glen Mills, Pa. They have three sons: Jordan, Griffin and Braydon.

CLUB AMBASSADORS



DICKIE NOLES

The 2025 season marks Dickie Noles' 34th with the organization after rejoining the Phillies in 1992. Prior to becoming a club ambassador, he spent 28 years as an employee assistance professional and, before that, four years in the community relations department.

Dickie pitched for parts of 11 major league seasons with the Phillies (1979-81; 1990), Chicago Cubs (1982-84; 1987), Texas Rangers (1984-85), Cleveland (1986), Detroit Tigers (1987) and Baltimore Orioles (1988) and finished his career at 36-53 with 11 saves and a 4.56 ERA in 277 games (96 starts). Selected by the Phillies in the fourth round of the 1975 MLB Draft, Dickie was a member of the 1980 World Series champions, pitching in relief.

In 1989, Dickie won the Texas Rangers Community Service Award and in 1992 he was honored as the International Christian Athlete of the Year. Other awards he has won include the Humanitarian of the Year by the Sunshine Foundation in 1997 and the Humanitarian Award from the Philadelphia Sports Writers Association in 2010. In 2019, he won the Richie Ashburn & David Montgomery Special Achievement Award, given annually to a Phillies employee who has demonstrated loyalty, dedication and passion for the game. Dickie was inducted into the All Sports Museum of Southern New Jersey in October 2021.

Dickie was born in Charlotte, N.C., and currently resides in Aston, Pa. He has one daughter, Brittany, twin sons, Christopher and Nicholas, and five grandchildren.



MILT THOMPSON

An outfielder for the 1993 National League champs and hitting coach for the 2008 World Series champions, Milt Thompson returned to the Phillies organization as a community club ambassador in March 2022. In this role, he serves as a club resource for community outreach with an emphasis on youth baseball and softball development, working with the Phillies RBI program and the Phillies Urban Youth Academy.

Milt previously served the Phillies as major league hitting coach (2005-10) following one season as first base coach (2004). From 2005-09, Milt guided Phillies hitters to the NL lead in home runs, RBI, runs, extra-base hits and total bases. He also served as a coach on the NL All-Star team in 2009.

Originally drafted by the Atlanta Braves out of Howard University in 1979, Milt played 18 years of professional baseball, including 13 seasons in the majors with the Braves (1984-85), Phillies (1986-88; 1993-94), St. Louis Cardinals (1989-92), Houston Astros (1994-95), Los Angeles Dodgers (1996) and Colorado Rockies (1996). He hit .294 with six RBI in the 1993 World Series and set a Phillies record with five RBI in Game 4 at Veterans Stadium.

Milt began his coaching career in 1997 as minor league outfield/baserunning coordinator for Tampa Bay before joining the Phillies minor league system as a coach at Reading (1998-99) and outfield/baserunning coordinator (2001-03). He was inducted into the All Sports Museum of Southern New Jersey in October 2021.

Born in Washington, D.C., Milt lives in Sewell, N.J., with his wife Carole. He has four daughters: Torri, Jennifer, Courtney and Alyssa.

2025 PHILLIES





59 Rob THOMSON

OPENING DAY AGE: 61

BORN: August 16, 1963, Stratford, Ontario, Canada

RESIDES: Sebringville, Ontario, Canada

Manager

MANAGING/COACHING CAREER

- Signed an extension taking him through the 2026 season on 10/15/24 after originally signing a 2-year contract to serve as manager for the 2023 and 2024 seasons on 10/10/22, making him the 56th manager in Phillies history
- Led the Phillies to the 2024 National League East Division title, the 12th division title in franchise history and first since 2011
- Became the 6th Phillies skipper to win a division title, joining Charlie Manuel (5, 2007-11), Jim Fregosi (1, 1993), Paul Owens (1, 1983), Dallas Green (1, 1980) and Danny Ozark (3, 1976-78)
- Is the first manager in Phillies history to guide the big league club to the postseason in his first three seasons as manager (2022-24)
- Reached 250 career managerial wins in his 435th game on 9/29/24 at WSH, tying him with Bill Shettsline who won his 250th in his 435th game on 6/15/1901; only Pat Moran (1917) reached 250 managerial wins faster in Phillies history (425 G)
- Ended the 2024 regular season with a career record of 250-180 (.575), giving him the highest win percentage in Phillies history (minimum of 315 games)
- In NLDS Game 2 on 10/6/24 vs NYM, reached 20 postseason victories in his first 32 games which is tied for the 6th-fewest decisions needed by a manager to reach 20 wins in MLB history with Joe Torre, Joe Girardi and Earl Weaver
- Managed a Phillies club in 2024 that had a club-record 8 All-Stars, 5 of which were pitchers, an MLB record from one club
- In 2023 (90-72), guided the Phillies to their first 90-win season since 2011 and first consecutive postseason appearances since 2007-11
- Became the first of 56 Phillies managers to lead the club to the postseason in his first 2 seasons as manager
- Per Baseball Reference, there have been 839 managers in MLB history – of those 839, Thomson is 1 of only 13 to reach the postseason in their first 2 seasons as a manager (per Elias)
- Joined STL's Mike Matheny (2012-13) as the only managers to lead their clubs to the LCS in their first two years as manager
- Became the third manager in MLB history to win 18 of his first 25 postseason games to begin a managerial career; Hall of Famers Joe McCarthy went 18-7 with CHI and NYY from 1929-39 and Casey Stengel went 18-7 with NYY from 1949-53
- Managed the NL All-Stars on 7/11/23 at T-Mobile Park to a 3-2 win, giving the NL its first win since 2012; was the first Canadian-born skipper to manage and win an MLB All-Star Game

- Named Phillies interim manager on 6/3/22; guided the club to a 65-46 record (.586) after taking over as manager and led the club to its first postseason berth since 2011
- Became the fourth manager to take a team at least 7 games under .500 and lead them to the postseason, joining Dick Howser (KC, 1981), Cito Gaston (TOR, 1989) and Jim Tracy (COL, 2009)
- Guided the Phillies to their eighth NL pennant and first since 2009 with a 4-games-to-1 series victory over SD on 10/23/22
- Became the eighth manager (9th time) to lead a team to a World Series after the club began the season with a different manager and the first since Jack McKeon in 2003 with MIA
- Became the first Canadian-born skipper ever to manage a game in the postseason in NL Wild Card Series Game 1 on 10/7/22 at STL
- The Phillies won 61 of their first 100 games with Thomson as manager in 2022 which was the most wins for any manager in Phillies history who had begun their managerial career in Philadelphia; Steve O'Neill won 66 games over his first 100 games between 1952-53, but he had prior managerial experience with CLE, DET and BOS



- Finished 5th in 2022 NL Manager of the Year voting; received two first-place votes
- Hired as Phillies bench coach on 12/5/17; coordinated ML spring training from 2018-22
- Spent 28 years as member of the NYY organization (1990-2017), including 10 on the ML coaching staff as the bench coach (2008, 2015-17) and 3rd base coach (2009-14)
- Stood in as manager for Joe Girardi for 3 games in 2008, and was believed to be the first Canadian to manage or stand in to manage a ML game since 1934 (PIT's George "Mooney" Gibson)
- Went 1-2 in those games as manager, although the totals counted toward Girardi's managerial record
- Served as NYY's major league field coordinator in 2007 after spending 3 seasons (2004-06) as a special assignment instructor
- Was named NYY's director of player development in 2000, holding the position until his promotion to vice president of minor league development prior to 2003
- Moved into NYY's front office as a field coordinator in 1998 after spending 2 seasons (1996-97) as 3rd base coach for Columbus (AAA)
- Spent the 1995 season as manager of Oneonta (A) in the New York-Penn League after spending 5 years (1990-94) as a coach in NYY's minor league system

- Joined the NYY organization in 1990 as a 3rd base coach for Fort Lauderdale (A)
- Represented DET at an MLB clinic in 1989
- Coached briefly in DET's minor league system during the 1988 season

PLAYING CAREER

- Selected by DET in the 32nd round of the 1985 MLB Draft
- Played 4 minor league seasons in DET's farm system from 1985-88
- Played in 136 games as a catcher, 55 at 3rd base, 4 at 1st base and 1 each at 2nd base and pitcher

PERSONAL

Robert Lewis Thomson... Married Michele Wilker (2/7/87); has two daughters, Jacqueline and Christina... Played baseball for one year at St. Clair County Community College (MI) before transferring to the University of Kansas, where he played baseball from 1983-85... Competed in the 1984 Summer Olympics as part of Team Canada's baseball team... Was a 2023 inductee into St. Clair County Community College's Skippers Hall of Fame in 2023... Was a 2019 inductee into the Canadian Baseball Hall of Fame

ROB THOMSON'S MANAGERIAL RECORD

YEAR	CLUB	LEAGUE	POSITION	W-L
1995	Oneonta	New York-Penn	4th	34-41
2022	PHILLIES	NATIONAL	3rd	65-46
2023	PHILLIES	NATIONAL	2nd	90-72
2024	PHILLIES	NATIONAL	1st	95-67
Phillies	Totals			250-185 (.575)

THOMSON'S POSTSEASON MANAGERIAL RECORD

YEAR	CLUB	TITLE	W-L
2022	PHILLIES	NL Champions	11-6
2023	PHILLIES	NL Wild Card	8-5
2024	PHILLIES	NL East Champions	1-3
Phillies	Totals		20-14 (.588)

THOMSON'S CAREER STATISTICS

YEAR	CLUB	AVG	G	AB	R	H	2B	3B	HR	RBI	SH	SF	HP	BB	SO	SB	CS	OBP	SLG	OPS	E
1985	Bristol	.000	2	5	0	0	0	0	0	0	0	0	0	1	3	0	0	.167	.000	.167	0
	Gastonia	.187	39	123	7	23	5	0	1	10	1	0	1	8	24	0	2	.242	.252	.494	16
1986	Gastonia	.252	94	298	42	75	11	1	4	38	1	2	2	48	44	1	3	.357	.336	.693	15
	Lakeland	.182	8	22	2	4	1	0	1	4	0	0	0	2	0	0	0	.182	.364	.545	3
1987	Lakeland	.228	71	206	21	47	12	0	1	22	6	1	0	25	30	2	0	.310	.301	.611	5
1988	Lakeland	.000	2	7	0	0	0	0	0	0	0	0	0	0	2	0	0	.000	.000	.000	0
Minors Totals		.225	216	661	72	149	29	1	7	74	8	3	3	82	105	3	5	.312	.304	.617	39



95 Mike CALITRI

OPENING DAY AGE: 47
BORN: March 14, 1978, Brockton, MA
RESIDES: Tampa, FL

Bench Coach

POST-PLAYING/COACHING CAREER

- Elevated to the position of bench coach on 6/3/22
- Took over responsibilities for coordinating ML spring training in 2023
- Served as bench coach for the National League All-Star team on 7/11/23 at T-Mobile Park
- Was promoted to quality assurance coach in January 2021
- Joined the Phillies for the 2018 season as manager of advance scouting, a position he held through 2020
- Spent 5 seasons (2013-17) as a pro scout for CLE
- Worked as the advance scouting coordinator for TB from 2009-12
- Served as the director of baseball operations for Vanderbilt University, 2005-08

PLAYING CAREER

- Signed by CIN as a non-drafted free agent, 8/26/00
- Spent parts of 4 seasons (2000-03) in CIN's minor league system and 1 season (2003) in BOS' system
- Played in 174 minor league games at 3rd base and 172 at 1st base

PERSONAL

Michael Hennessey Calitri (pronounced kuh-LEE-tree)... Married Ciara Egan (7/22/06); has two daughters, Emiliana and Graziella, and one son, Cristiano... Attended Clemson University (SC) from 1997-2000, where he played infield all four years and helped the Tigers to the second round of the 2000 College World Series.... Returned to Clemson to earn his business degree in 2004 after four minor league seasons

MIKE CALITRI'S CAREER STATISTICS

YEAR	CLUB	AVG	G	AB	R	H	2B	3B	HR	RBI	SH	SF	HP	BB	SO	SB	CS	OBP	SLG	OPS	E
2000	Billings	.542	7	24	11	13	2	1	1	11	0	0	1	8	5	1	0	.667	.833	1.500	1
2001	Dayton	.249	97	317	57	79	18	0	16	44	1	2	3	57	98	1	3	.367	.467	.824	19
	Mudville	.176	22	74	8	13	2	0	2	10	0	0	1	11	28	0	0	.291	.284	.574	10
2002	Stockton	.260	104	331	63	86	24	0	11	58	2	3	5	48	105	3	2	.359	.432	.791	15
2003	Potomac	.222	55	171	22	38	10	1	6	26	1	2	1	21	48	3	1	.308	.398	.705	5
	Sarasota	.264	61	201	32	53	10	4	3	23	1	2	2	38	62	1	4	.383	.398	.781	8
Minors Totals		.252	346	1118	193	282	66	6	39	172	5	9	13	183	346	9	10	.361	.427	.788	58



OPENING DAY AGE: 37
BORN: November 6, 1987, Mt. Juliet, TN
RESIDES: Gordonsville, TN

COACHING CAREER

- Named Phillies pitching coach on 11/20/20
- In 2024, Phillies starters led MLB in CG (5) & SHO (4) and were T-1st in wins (65), 4th in IP (903.0) and 6th in FIP (3.88); Phillies relievers finished the year ranked 3rd in MLB in SO/9.0 IP (9.71) and 4th in SO/BB ratio (3.00)
- Oversaw a pitching staff that sent a ML-record 5 pitchers to the 2024 All-Star Game
- Served as pitching coach for the NL All-Star team on 7/11/23 at T-Mobile Park
- Phillies starting pitchers led the NL with 899.0 IP in 2023 and posted a 17.7 fWAR which was the highest among all MLB staffs
- Combined with Phillies relievers (6.7 fWAR; 3rd-best in MLB), the Phillies' 24.4 fWAR was the highest in baseball in 2023
- In 2022, Phillies starters finished 2nd in the NL in both quality starts (75) and innings pitched (896.2); Phillies relievers allowed the fewest HR (49) in the NL and averaged 9.75 SO/9.0 IP, which was 4th-highest in the NL
- Spent 2 seasons (2019-20) as assistant pitching coach/ director of pitching for CIN, his first professional coaching job
- Following the 2016 season, worked in Brentwood, Tenn., as the director of pitching for the Bledsoe Agency

PLAYING CAREER

- Selected by NYY in the 5th round of the 2009 MLB Draft
- Missed the 2010 season due to right shoulder surgery
- Made his ML debut, 7/29/15 at TEX, and posted a 2.35 ERA (2 ER, 7.2 IP) in 10 of his 12 appearances that year
- Traded to CIN on 10/28/15 as part of the Aroldis Chapman trade
- Made his CIN debut, 4/6/16 vs PHI (2.0 IP)
- Pitched 1.0 scoreless inning at Citizens Bank Park, 5/14/16
- Was limited to 23 appearances in 2016 because of inflammation in his right shoulder and a torn lateral meniscus in his right knee; had season-ending microfracture surgery on his knee, 8/2
- Signed by SEA in 2017 to a minor league contract but voluntarily retired during spring training

PERSONAL

Caleb Kent Cotham... Married Candace Hammell (1/12/13); has a daughter, Vivian... 2006 graduate of Mt. Juliet High School (TN), where as a junior and senior he was captain of the baseball team, three times All-District, District MVP as a junior, All-Region and All-State as a junior and 9-AAA Tournament MVP as a senior... Was junior class president and a member of the National Junior Honor Society... **Hobbies:** Reading, fishing and golf

CALEB COTHAM'S CAREER STATISTICS

YEAR	CLUB	W-L	ERA	G	GS	CG	SHO	SV	IP	H	R	ER	HR	HB	BB	SO	WP	BK	AVG
2009	GCL Yankees	0-0	0.00	1	1	0	0	0	2.0	2	0	0	0	0	0	5	0	0	.250
	Staten Island	0-1	4.50	2	2	0	0	0	6.0	5	3	3	1	0	3	8	0	0	.217
2010 Injured – Did not pitch																			
2011	GCL Yankees	0-0	4.50	1	1	0	0	0	2.0	2	2	1	0	0	1	3	0	0	.222
	Staten Island	0-1	1.71	12	0	0	0	0	21.0	21	7	4	1	0	9	29	1	0	.250
2012	Charleston	3-1	2.31	8	8	0	0	0	39.0	32	11	10	1	0	7	32	0	0	.225
	Tampa	2-6	4.48	15	11	0	0	0	62.1	71	33	31	4	3	22	44	2	0	.289
2013	Trenton	2-1	3.72	7	6	0	0	0	29.0	27	13	12	1	2	13	26	1	0	.245
	Scranton/W-B	6-6	5.48	21	17	0	0	0	95.1	115	64	58	11	7	34	60	3	2	.304
2014	Scranton/W-B	0-2	5.40	5	5	0	0	0	18.1	25	14	11	1	0	7	17	1	1	.316
	Trenton	0-2	6.04	5	5	0	0	0	25.1	25	17	17	3	0	13	16	1	0	.269
2015	GCL Yankees 2	0-0	0.00	2	1	0	0	0	2.1	1	0	0	0	0	0	4	0	0	.125
	GCL Yankees 1	0-0	0.00	2	0	0	0	0	3.2	3	0	0	0	1	0	2	0	0	.214
	Tampa	0-0	0.00	4	0	0	0	0	4.1	3	0	0	0	0	0	5	1	0	.200
	Trenton	4-2	2.77	15	0	0	0	1	26.0	20	8	8	1	1	8	31	1	0	.208
2016	Scranton/W-B	2-2	1.74	20	0	0	0	1	31.0	25	7	6	1	2	5	30	2	0	.216
	NEW YORK-AL	1-0	6.52	12	0	0	0	0	9.2	14	7	7	4	0	1	11	0	0	.326
2016	CINCINNATI	0-3	7.40	23	0	0	0	0	24.1	32	21	20	3	3	12	21	1	0	.323
	Pensacola+	0-0	18.00	2	0	0	0	0	1.0	2	3	2	0	0	1	0	0	0	.333
Minors Totals		19-24	3.98	122	57	0	0	2	368.2	379	182	163	25	16	123	312	13	3	.266
AL Totals		1-0	6.52	12	0	0	0	0	9.2	14	7	7	4	0	1	11	0	0	.326
NL Totals		0-3	7.40	23	0	0	0	0	24.1	32	21	20	3	3	12	21	1	0	.323
ML Totals		1-3	7.15	35	0	0	0	0	34.0	46	28	27	7	3	13	32	1	0	.324

+ Rehab assignment



9

Bobby
DICKERSON

@BobbyDbaseball

OPENING DAY AGE: 59
BORN: September 4, 1965, Laurel, MS
RESIDES: Laurel, MS

Infield Coach

MANAGING/COACHING CAREER

- Rejoined the Phillies as infield coach on 10/25/21; previously served as infield coach in 2019
- Under his supervision, Phillies infielders Bryson Stott (2023-24) and Bryce Harper (2024) became Gold Glove Award finalists
- The Phillies infield improved their outs above average by 24 in 2023, going from -11 OAA in 2022 to +13 in 2023; marked the 6th-biggest jump among all MLB clubs
- Served as infield coach for the NL All-Star team on 7/11/23 at T-Mobile Park
- Spent 2 seasons on SD's ML staff, first as bench coach (2020-21) and then as 3rd base coach (2021)
- Spent 6 seasons (2013-18) as 3rd base coach for BAL after 3 years (2010-12) on the club's player development staff as infield coordinator and interim manager for Norfolk (AAA)
- Worked 8 years in CHI's minor league system as manager for Iowa (AAA, 2006 & 2009), minor league infield/bunting coordinator (2006-08) and manager for West Tenn (AA, 2002-05)
- Was on ARI's player development staff for 4 years as the minor league infield instructor (2001), manager for El Paso (AA, 2000), minor league field coordinator (1999) and infield coordinator (1998)

- Began his coaching career on BAL's player development staff; worked his first 5 years as a player/coach for Rochester (AAA, 1993), minor league infield instructor (1994-97) and manager for Bluefield (R, 1996-97)
- Managed Cibao in the Dominican Winter League following the 2016 season and Mesa in the 2002 Arizona Fall League

PLAYING CAREER

- Was selected by NYY in the 23rd round of the 1987 MLB Draft
- Played 7 minor league seasons with NYY and BAL
- Was a teammate of NFL Hall of Famer Deion Sanders in 1987 with Ft. Lauderdale (A)
- Pitched 1.0 scoreless inning of relief in 1991 for Hagerstown (AA)

PERSONAL

Bobby Dale Dickerson... Married, wife's name is Christine; has one daughter, Ashley, and one son, Dustin, who is an infielder in the KC minor league system after being selected by the Royals in the 2023 MLB Draft out of Southern Mississippi University... Attended Nicholls State University (LA) and was inducted into the school's Athletics Hall of Fame in 2015

BOBBY DICKERSON'S CAREER STATISTICS

YEAR	CLUB	AVG	G	AB	R	H	2B	3B	HR	RBI	SH	SF	HP	BB	SO	SB	CS	OBP	SLG	OPS	E
1987	Oneonta	.278	8	18	4	5	1	0	1	4	0	0	0	2	1	1	0	.350	.500	.850	3
	Ft. Lauderdale	.196	23	56	6	11	5	0	0	3	0	1	3	4	14	0	0	.281	.286	.567	4
1988	Ft. Lauderdale	.246	85	305	29	75	21	0	2	42	3	3	5	5	50	1	0	.267	.334	.602	14
1989	Albany	.255	21	55	8	14	2	0	1	5	1	0	2	0	12	1	0	.281	.345	.626	4
	Columbus	.185	24	65	8	12	4	0	0	5	0	1	1	2	15	0	1	.217	.246	.464	4
1990	Albany	.220	58	182	20	40	8	2	1	17	2	2	1	7	29	0	0	.250	.302	.552	14
1991	Hagerstown	.238	90	302	34	72	12	4	1	36	4	5	6	9	44	2	0	.270	.315	.585	22
	Rochester	.333	2	6	0	2	1	0	0	0	0	0	0	0	1	0	0	.333	.500	.833	0
1992	Rochester	.241	86	249	28	60	7	3	4	29	3	0	1	11	43	1	3	.276	.341	.617	12
1993	Rochester	.250	40	88	12	22	3	1	3	18	4	0	2	4	18	0	1	.298	.409	.707	5
Minors Totals		.236	437	1326	149	313	64	10	13	159	17	12	21	44	227	6	5	.269	.329	.598	82

DICKERSON'S MANAGERIAL RECORD

YEAR	CLUB	LEAGUE	W-L	POSITION
1996	Bluefield	Appalachian	42-26	1st
1997	Bluefield	Appalachian	40-29	1st
2000	El Paso	Texas	74-66	4th/1st
2002	West Tenn	Southern	73-67	4th/1st
2003	West Tenn	Southern	65-73	2nd/5th
2004	West Tenn	Southern	70-68	2nd/T-3rd
2005	West Tenn	Southern	83-56	1st/1st
2006	Iowa	Pacific Coast	6-5	-
2009	Iowa	Pacific Coast	72-72	3rd
2010	Norfolk	International	43-46	-
Minors	Totals		568-508	.528



38

Paco

FIGUEROA

OPENING DAY AGE: 42

BORN: February 19, 1983, Miami, FL

RESIDES: Miami, FL

@paquifig

First Base Coach

COACHING CAREER

- Named outfield/baserunning coach on 11/6/18, his first ML coaching position; had 1st base duties added on 1/15/19
- Phillies baserunners have increased their SB total in each of the last 4 seasons since 2021 (77, 105, 141 and 148)
- Served as 1st base coach for the National League All-Star team on 7/11/23 at T-Mobile Park
- The Phillies increased their SB total by 36 from 2022 to 2023 and overall ranked 3rd in the NL in both SB (141) and SB% (84.4) in 2023
- In 2023, Phillies base runners ranked 9th in MLB and 5th in the NL with 4 Runner Runs per Statcast; individually, Trea Turner ranked T-2nd in MLB with 5 Runner Runs and Brandon Marsh ranked T-11th with 3
- The Phillies finished with the 5th-most stolen bases (105) in MLB in 2022 and their 78.9% success rate (105-133) was 5th-highest in the NL (8th-highest in MLB)
- Served as minor league hitting coordinator for LAD for 3 seasons (2016-18)
- Was a coach for Team Spain in the 2017 World Baseball Classic

PLAYING CAREER

- Selected by BAL in the 9th round of the 2005 MLB Draft; had previously been drafted by ATL in 2001 (42nd round), but did not sign
- Played 6 years in BAL's minor league system before spending the 2011 season with the Phillies at Reading (AA)
- Played for Spain in the 2013 World Baseball Classic
- In 2006, was selected to the Carolina League All-Star team

PERSONAL

Francisco Figueroa... Married Natalia Noroña (2/6/21); has one son, Francisco Andres, and one daughter, Cecilia Mikaela... 2001 graduate of Gulliver Preparatory School (FL), where he played baseball and basketball... Attended the University of Miami... Was teammates with his identical twin brother, Daniel, after both were selected by BAL in the 2005 MLB Draft and also in the World Baseball Classic... **Hobbies:** Exercise, golf, deep-sea fishing, yoga and axe-throwing

PACO FIGUEROA'S CAREER STATISTICS

YEAR	CLUB	AVG	G	AB	R	H	2B	3B	HR	RBI	SH	SF	HP	BB	SO	SB	CS	OBP	SLG	OPS	E
2005	Delmarva	.307	40	150	30	46	7	2	0	12	2	0	5	24	25	6	3	.419	.380	.799	4
2006	Frederick	.284	90	345	62	98	17	2	4	28	9	1	10	30	46	20	13	.358	.380	.738	20
2007	Bowie	.280	95	350	60	98	19	2	1	19	9	0	4	43	52	15	11	.365	.354	.719	12
2008	Aberdeen	.267	10	30	6	8	2	0	0	2	1	0	0	6	1	2	0	.389	.333	.722	1
	Delmarva	.314	22	86	12	27	4	0	0	8	0	3	1	8	16	4	1	.367	.360	.727	1
2009	GCL Orioles	.286	6	21	5	6	1	1	0	5	0	0	0	4	1	2	0	.400	.429	.829	0
	Bowie	.305	62	226	32	69	18	6	0	28	4	1	2	30	37	13	3	.390	.438	.828	0
2010	Bowie	.306	28	108	14	33	4	2	1	10	2	3	2	7	25	2	2	.350	.407	.757	2
	Norfolk	.266	90	297	32	79	16	1	2	26	10	1	3	21	40	8	6	.320	.347	.667	8
2011	Reading	.259	68	185	25	48	8	1	0	17	4	1	3	32	29	6	4	.376	.314	.690	2
2012	South. MD (Ind.)	.264	69	269	40	71	15	0	2	29	5	3	5	26	39	7	2	.337	.342	.679	13
Minors Totals		.285	511	1798	278	512	96	17	8	155	41	10	30	205	272	78	43	.366	.370	.736	50

FIGUEROA'S WORLD BASEBALL CLASSIC STATISTICS

YEAR	CLUB	AVG	G	AB	R	H	2B	3B	HR	RBI	SH	SF	HP	BB	SO	SB	CS	OBP	SLG	OPS	E
2013	Spain	.083	3	12	1	1	0	0	0	0	-	-	-	-	6	0	-	.214	.083	.298	-

2025 PHILADELPHIA PHILLIES MEDIA GUIDE • 39

2025 PHILLIES



97 Brad FLANDERS

OPENING DAY AGE: 43

BORN: November 30, 1981, Kansas City, MO

RESIDES: Frisco, TX

Bullpen Catcher/Assistant Catching Coach

COACHING CAREER

- Joined the Phillies as bullpen catcher in 2022; took on assistant catching coach responsibilities in 2023
- Served on the coaching staff for the NL All-Star team on 7/11/23
- Served as bullpen catcher for SD in 2021
- Spent 3 seasons as a coach in the TEX minor league system from 2018-20
- Spent 11 years as a collegiate coach with Texarkana College (2007-11), Saint Louis University (2011-13), University of Arkansas (2013-14) and Abilene Christian (2014-17)

PLAYING CAREER

- Played for independent Evansville, Fargo-Moorhead and Joliet from 2004-05

PERSONAL

Bradley Flanders... Married Natasha Brick (2/13/21); has two children, Declan and Archie... Was both a high school and college teammate of current MIN bench coach Jayce Tingler... Attended Hutchinson Community College (KS) before enrolling at the University of Missouri, where he played catcher and earned All-Conference honors as the Tigers made regional appearances in 2003 and 2004...

Hobbies: Golf and fishing



92 Dustin LIND

OPENING DAY AGE: 36

BORN: October 28, 1988, Bozeman, MT

RESIDES: Henderson, NV

Assistant Hitting Coach

COACHING CAREER

- Hired as assistant hitting coach on 11/27/23
- In 2024, Phillies hitters ranked 3rd in MLB in hard-hit rate (34.1%) and 5th in runs (784), AVG (.257), OBP (.325) & SLG (.425)
- Spent the previous 4 seasons (2020-23) with SF as director of hitting and assistant major league hitting coach
- In 2019, served as SEA's director of hitting development and strategies for the major league club
- Began his coaching career with SEA in 2018 as minor league quality assurance coach
- Prior to joining SEA, served as an independent hitting consultant for major and minor league players from 2014-17

PLAYING CAREER

- Former outfielder who played at Montana State University-Billings from 2007-08 and Sierra College (CA) from 2010-11

PERSONAL

Dustin Thomas Lind... Married, wife's name is Misha... 2007 graduate of Florence Carlton High School (MT)... 2014 graduate of Idaho State University with a degree in exercise science... Earned a doctorate in physical therapy from the University of Montana in 2017... **Hobbies:** Archery and fly fishing



53 Kevin LONG

OPENING DAY AGE: 58

BORN: December 30, 1966, Van Nuys, CA

RESIDES: Scottsdale, AZ

Hitting Coach

MANAGING/COACHING CAREER

- Named Phillies hitting coach on 10/13/21
- Has reached the World Series with 4 different clubs while holding the position of hitting coach (NYY in 2009, NYM in 2015, WSH in 2019 and PHI in 2022)
- In 2024, Phillies hitters ranked 3rd in MLB in hard-hit rate (34.1%) and 5th in runs (784), AVG (.257), OBP (.325) & SLG (.425)
- The Phillies scored 796 runs in 2023, the most for the club since 2009 (820)
- The Phillies slugged 220 HR in 2023, 2nd-most for a single season in club history (224 in 2009); club also had 6 different players with 20+ home runs which set a franchise record
- In 2023, the club again increased its year-over-year totals in several offensive stats including AVG (.253/.256), OBP (.317/.327) and SLG (.422/.438)
- Served as hitting coach for the NL All-Star team on 7/11/23 at T-Mobile Park
- In his first year as hitting coach, the Phillies improved their season totals in several offensive categories from 2021 to 2022, including AVG (.240/.253), OPS (.726/.739), runs scored (734/747), HR (198/205) and XBH (484/489)
- Spent 4 seasons as hitting coach for WSH (2018-21)
- From 2018-21, WSH led the majors in OBP (.338) and led the NL in in AVG (.259)
- Won a World Series with WSH in 2019 when the team led the NL in OBP (.342) and ranked 2nd in runs (873), AVG (.265) & OPS (.796)
- Spent 3 seasons as hitting coach for NYM from 2015-17

- In 2016, NYM hit 218 home runs, which was a franchise record at the time
- Served as hitting coach for NYY for 8 seasons from 2007-14
- From 2007-14, NYY led MLB in home runs (1,584) & RBI (6,206) and ranked 2nd in runs (6,485)
- Won a World Series with NYY in 2009
- Served as hitting coach for Columbus (AAA, 2004-06), Omaha (AAA, 2002-03) and Wichita (AA, 2000-01)
- Named Northwest League Co-Manager of the Year in 1999 as Spokane won the league title
- Began his coaching career in 1998 as manager for Wilmington in the Carolina League

PLAYING CAREER

- Played professionally for 8 years
- Was originally selected by KC in the 31st round of the 1989 MLB Draft
- In 1989, led Eugene (A) in games, at-bats, runs, hits, doubles and RBI

PERSONAL

Kevin Richard Long... Married Marcey Peed (2/17/90); has two daughters, Britney and Tracy, and one son, Jaron... Jaron played professionally in the NYY and WSH minor league systems... 1985 graduate of Thunderbird High School (AZ)... Attended University of Arizona where he was a second-team All-American and first-team Pac-10 in 1989... Published *Cage Rat*, a guide to hitting in 2011... **Hobbies:** Golf, traveling and collecting sports cards

KEVIN LONG'S CAREER STATISTICS

YEAR	CLUB	AVG	G	AB	R	H	2B	3B	HR	RBI	SH	SF	HP	BB	SO	SB	CS	OBP	SLG	OPS	E
1989	Eugene	.312	69	260	54	81	19	1	3	45	1	6	1	36	40	15	3	.389	.427	.816	5
1990	Baseball City	.282	85	308	53	87	17	5	2	33	7	2	0	32	28	22	6	.348	.390	.738	5
1991	Memphis	.275	106	407	60	112	18	2	3	35	6	3	2	45	63	27	10	.348	.351	.699	5
1992	Omaha	.228	88	312	28	71	16	3	1	29	2	3	0	29	41	9	5	.291	.308	.599	4
1993	Omaha	.255	17	51	7	13	2	0	0	4	1	1	0	2	13	3	0	.278	.294	.572	0
	Memphis	.272	79	301	47	82	14	6	1	20	2	2	5	37	56	7	11	.359	.369	.728	3
1994	Memphis	.208	10	24	5	5	3	0	0	1	0	0	0	5	2	2	0	.345	.333	.678	1
1995	Omaha	.250	22	64	7	16	3	0	0	0	1	0	0	5	8	1	2	.304	.297	.601	0
	Wichita	.292	67	250	38	73	14	1	1	26	0	0	2	41	29	9	6	.396	.368	.764	3
1996	Wichita	.273	128	436	62	119	31	3	3	48	3	5	0	56	36	9	14	.352	.378	.730	5
Minors Totals		.273	671	2413	361	659	137	21	14	241	23	22	10	288	316	104	57	.350	.365	.715	31

LONG'S MANAGERIAL RECORD

YEAR	CLUB	LEAGUE	W-L	POSITION
1999	Spokane	Northwest	44-32	1st



93 Mark LOWY

OPENING DAY AGE: 33
BORN: November 22, 1991, Ridgewood, NJ
RESIDES: Jupiter, FL

Assistant Pitching Coach

COACHING CAREER


- Named Phillies assistant pitching coach on 11/13/24
- Served as lead pitching development analyst for the major league club in 2024
- Worked as pitching development analyst in 2022 and took on the added responsibility of upper-level pitching coordinator for the 2023 season
- Originally joined the Phillies organization as an integrative baseball performance associate in 2021
- Worked as an associate pitching coordinator for Cressey Sports Performance (FL) from 2019-22
- Also spent time as director of performance for Gains Sports Performance (2018-19) and as a coach for Ridgewood High School (NJ) from 2015-19

PLAYING CAREER

- Former pitcher who played collegiately at Gettysburg College (PA) from 2010-12

PERSONAL

Mark Jonathan Lowy... Married Kendall Akey (12/2/22)... Earned a bachelor's degree in organization and management studies from Gettysburg College (PA) in 2014... **Hobbies:** Reading, visiting the beach and spending time with friends and family



94 Rafael PEÑA

OPENING DAY AGE: 34
BORN: November 8, 1990, Santo Domingo, DR
RESIDES: Oklahoma City, OK

Assistant Hitting Coach

COACHING CAREER

- Hired as assistant hitting coach on 11/16/23
- In 2024, Phillies hitters ranked 3rd in MLB in hard-hit rate (34.1%) and 5th in runs (784), AVG (.257), OBP (.325) & SLG (.425)
- Spent 2023 as HOU's minor league hitting coordinator
- Served as hitting coach for various HOU minor league affiliates including Sugar Land (AAA) in 2022, Corpus Christi (AA) in 2021 and Quad Cities (A) in 2019
- Named hitting coach for Fayetteville (A) in 2020, but the season was canceled due to COVID-19
- Began his coaching career as a development coach for Quad Cities in 2018
- Served as hitting coach for Glendale in the Arizona Fall League in 2021
- Also served as a hitting coach for Escogido in the Dominican Winter League during the 2022-23 season

PLAYING CAREER

- Former position player; played at Western Oklahoma State College and at the University of Science and Arts of Oklahoma where as a senior in 2015, he hit .400 and was named to the All-Sooner Athletic Conference team

PERSONAL

Rafael Peña... Has two daughters, Sophia and Isabella... Earned an associate degree in liberal arts and sciences from Western Oklahoma State College in 2013 and was a 2016 graduate of the University of Science and Arts of Oklahoma with a bachelor's degree in kinesiology and exercise science... **Hobby:** Spending time at the beach



98

Hector
RABAGO

@Hectorrabago24

OPENING DAY AGE: 36

BORN: August 24, 1988, Riverside, CA

RESIDES: Riverside, CA

Bullpen Catcher/Assistant Catching Coach

COACHING CAREER

- Joined the Phillies as bullpen catcher in 2022; took on assistant catching coach responsibilities in 2023
- Served on the coaching staff for the NL All-Star team on 7/11/23
- Spent 7 seasons as a coach in the NYY minor league system from 2013-19
- Served as a player/coach with Tampa (A) in 2013
- Spent 8 seasons as an assistant coach at Riverside City College from 2014-21

PLAYING CAREER

- Played professionally in the NYY minor league system for 5 years (2009-13)
- Originally selected by NYY in the 18th round of the 2009 MLB Draft

- Played every defensive position except CF and RF in his career
- Spent the most time at catcher, where he threw out 18 of 61 attempted base stealers (29.5%)

PERSONAL

Hector Rabago... Married Jordan Hiroto (1/8/11); has three children, Juliana, Jacob and Alaia... 2006 graduate of Riverside Poly High School (CA)... Named the *Los Angeles Times*’ Player of the Year as a junior in 2005... Earned a bachelor’s degree in sociology from the University of Southern California... **Hobbies:** Reading, watching movies and spending quality time with family at the beach

HECTOR RABAGO’S CAREER STATISTICS

YEAR	CLUB	AVG	G	AB	R	H	2B	3B	HR	RBI	SH	SF	HP	BB	SO	SB	CS	OBP	SLG	OPS	E
2009	Staten Island	.216	34	111	10	24	2	0	1	5	2	0	5	13	16	3	2	.326	.261	.587	3
2010	Charleston	.160	40	119	7	19	3	0	3	16	5	2	4	9	29	0	0	.239	.261	.500	13
2011	Tampa	.232	23	56	7	13	2	0	1	8	3	2	1	6	14	0	0	.308	.321	.629	2
2012	Tampa	.143	31	105	6	15	1	0	1	7	0	1	3	7	21	0	0	.216	.181	.397	4
2013	Tampa	.333	1	3	0	1	0	0	0	0	0	0	0	0	1	0	0	.333	.333	.666	0
Minors Totals		.183	129	394	30	72	8	0	6	36	10	5	13	35	81	3	2	.268	.249	.517	22



OPENING DAY AGE: 40
BORN: June 22, 1984, Los Angeles, CA
RESIDES: Surprise, AZ

Bullpen Coach

COACHING CAREER

- Was named bullpen coach on 11/3/23
- Phillies relievers posted a 5.8 fWAR in 2024 which ranked 6th in MLB
- In 2024, Phillies relievers ranked 3rd in MLB in SO/9.0 IP (9.71) and 4th in SO/BB ratio (3.00)
- Served as pitching coach for Lehigh Valley (AAA) for the previous 2 seasons (2022-23)
- Spent 2021 as rehab pitching coach in the Phillies minor league system
- Joined the Phillies organization in 2020 as a player information assistant

PLAYING CAREER

- Played professionally for 13 years, including parts of 8 seasons in the major leagues
- Appeared in 267 games (14 starts) for SD (2009-10), TB (2011-14), LAA (2015) and TEX (2016)
- Selected by SD in the 1st round (35th overall) of the 2005 MLB Draft

- Was originally selected by TB in the 6th round of the 2002 MLB Draft, but did not sign
- Finished his playing career with Lehigh Valley in 2017; appeared in 40 games for the IronPigs

PERSONAL

Cesar Ramos... Married, wife's name is Melanie; has one daughter, Addison, and two sons, Jameson and Greyson... 2002 graduate of El Rancho High School (CA)... Attended Long Beach State University (CA), where he pitched for three seasons (2003-05)... Finished career among school's all-time leaders in starts (2nd, 51), wins (3rd, 28) and IP (4th, 348.0)... Was a two-time all-Big West Conference selection... Rotation in 2004 also included future major leaguers Jered Weaver and Jason Vargas... Shared an apartment with future major leaguers Evan Longoria and Troy Tulowitzki in his junior year... Was a member of the gold-winning U.S. National Team in the 2004 World University Baseball Championship in Taiwan... **Hobbies:** Golf, pickleball and spending time with family

CESAR RAMOS' CAREER STATISTICS

YEAR	CLUB	W-L	ERA	G	GS	CG	SHO	SV	IP	H	R	ER	HR	HB	BB	SO	WP	BK	AVG
2005	Eugene	0-1	6.53	6	4	0	0	0	20.2	27	21	15	3	3	7	13	2	0	.303
	Fort Wayne	3-2	4.19	7	7	1	0	0	38.2	42	19	18	0	1	7	32	2	0	.282
2006	Lake Elsinore	7-8	3.70	26	24	0	0	0	141.0	161	72	58	9	8	44	70	4	0	.292
2007	San Antonio	13-9	3.41	27	27	2	2	0	163.2	153	69	62	15	6	43	90	5	0	.249
2008	Portland	9-11	5.29	28	27	0	0	0	149.2	183	108	88	17	5	57	105	2	0	.306
2009	Portland	5-6	3.99	15	15	1	0	0	76.2	84	42	34	7	0	31	45	5	0	.247
	AZL Padres	0-1	2.25	4	2	0	0	0	8.0	8	3	2	0	0	0	8	0	0	.250
	Lake Elsinore	1-0	1.00	2	1	0	0	0	9.0	9	1	1	0	0	5	6	0	0	.250
	SAN DIEGO	0-1	3.07	5	2	0	0	0	14.2	19	5	5	0	0	4	10	0	0	.328
2010	SAN DIEGO	0-1	11.88	14	0	0	0	0	8.1	18	11	11	1	0	4	9	1	1	.419
	Portland	6-7	3.28	30	15	1	0	0	96.0	90	37	35	7	2	43	63	3	0	.261
2011	TAMPA BAY	0-1	3.92	59	0	0	0	0	43.2	36	22	19	4	3	25	31	1	0	.224
	Durham	2-0	4.50	4	0	0	0	0	4.0	5	2	2	1	0	2	1	0	0	.313
2012	Durham	5-5	3.77	25	7	0	0	1	62.0	58	30	26	10	0	16	46	0	0	.245
	TAMPA BAY	1-0	2.10	17	1	0	0	0	30.0	19	7	7	2	2	10	29	0	0	.176
2013	TAMPA BAY	2-2	4.14	48	0	0	0	1	67.1	66	31	31	6	2	22	53	3	0	.256
2014	TAMPA BAY	2-6	3.70	43	7	0	0	0	82.2	73	39	34	8	1	39	66	4	0	.233
2015	LOS ANGELES-AL	2-1	2.75	65	0	0	0	0	52.1	55	17	16	2	3	15	43	5	0	.279
2016	TEXAS	3-3	6.04	16	4	0	0	1	47.2	60	34	32	12	1	20	27	0	0	.319
	Round Rock	0-1	3.18	3	3	0	0	0	11.1	8	4	4	1	0	2	10	1	0	.195
	Toledo	2-3	6.00	8	3	0	0	0	21.0	29	14	14	2	2	6	19	4	0	.333
2017	Lehigh Valley	5-4	4.00	40	11	0	0	1	92.1	91	51	41	10	2	31	74	3	0	.259
Minors Totals		58-58	4.03	225	146	5	2	2	894.0	948	473	400	82	29	294	582	31	0	.274
AL	Totals	10-13	3.87	248	12	0	0	2	323.2	309	150	139	34	12	131	249	13	0	.252
NL	Totals	0-2	6.26	19	2	0	0	0	23.0	37	16	16	1	0	8	19	1	0	.366
ML	Totals	10-15	4.02	267	14	0	0	2	346.2	346	166	155	35	12	139	268	14	1	.261



62 *Dusty* WATHAN

@dustywathan62

OPENING DAY AGE: 51

BORN: August 22, 1973, Jacksonville, FL

RESIDES: Matthews, NC

Third Base Coach

MANAGING/COACHING CAREER

- Named Phillies 3rd base coach on 11/10/17, his first ML coaching assignment
- Also serves as catching instructor
- Served as 3rd base coach for the NL All-Star team on 7/11/23 at T-Mobile Park
- Spent 10 years as a manager in the Phillies minor league system
- Managed Lehigh Valley (AAA) to a 2017 playoff berth in his only season with the club
- Is Reading's (AA) all-time winningest manager (373-335, .527)
- Named Eastern League Manager of the Year two consecutive seasons (2015-16)
- Led Reading to back-to-back Eastern Division titles (2015-16) with 2015 being its first since 2001; also managed Reading to the playoffs in 2012
- Was the only manager to lead Reading for 5 straight seasons
- Prior to Reading, managed 2 years (2010-11) for Clearwater (A), 1 (2009) for Lakewood (A) and 1 (2008) for Williamsport (A)
- Managed in the Arizona Fall League in 2012
- Led Lakewood to the 2009 South Atlantic League championship and was named SAL Manager of the Year

PLAYING CAREER

- Played professionally for 14 years
- Was originally signed by SEA in 1994 as a non-drafted free agent
- Played in the farm systems of SEA (1994-2000), FLA (2001), MIL (2002), KC (2002), CLE (2003-05) and the Phillies (2006-07)
- Appeared in over 1,000 minor league games
- Made his ML debut in 2002 with KC, going 3-for-5 with an RBI in 3 games
- Spent the 2001 season with Portland (AA), where he played alongside his brother Derek
- Played his final 2 seasons in the Phillies minor league system

PERSONAL

Dustin James Wathan... Married Heidi Stahl (1/2/99); has two daughters, Elle and Maeve, and two sons, Huck and Gus... 1991 graduate of Blue Springs High School (MO), where he played baseball... Attended Cerritos College (CA)... His father, John Wathan, played for and managed KC, and his brother, Derek, played parts of 11 minor league seasons...

Hobby: Spending time with his kids

DUSTY WATHAN'S CAREER BATTING STATISTICS

YEAR	CLUB	AVG	G	AB	R	H	2B	3B	HR	RBI	SH	SF	HP	BB	SO	SB	CS	OBP	SLG	OPS	E
1994	AZL Mariners	.209	35	86	14	18	2	0	1	7	0	0	3	11	13	0	0	.320	.267	.587	7
1995	Wisconsin	.091	5	11	1	1	0	0	1	3	0	0	1	0	3	0	0	.167	.364	.530	0
	Everett	.271	53	181	32	49	9	1	6	25	1	0	7	17	26	2	1	.356	.431	.787	8
1996	Lancaster	.260	74	246	41	64	10	1	8	40	3	1	6	26	65	1	1	.344	.407	.751	8
1997	Lancaster	.297	56	202	27	60	17	0	4	35	1	1	7	21	51	0	1	.381	.441	.822	7
	Memphis	.268	49	149	20	40	4	1	4	19	0	1	5	19	28	1	1	.368	.389	.757	4
1998	Tacoma	.294	19	51	6	15	1	1	0	8	2	0	2	6	10	0	0	.390	.353	.743	1
	Orlando	.256	69	234	32	60	10	0	2	21	2	2	15	28	39	3	1	.369	.325	.694	1
1999	New Haven	.279	96	333	37	93	16	2	4	37	4	1	12	24	60	4	1	.349	.375	.724	8
2000	Tacoma	.325	64	203	25	66	12	0	3	29	4	1	12	15	28	0	2	.403	.429	.831	2
2001	Portland	.269	55	134	24	36	10	0	2	21	1	0	17	13	28	0	1	.402	.388	.790	3
2002	Huntsville	.160	9	25	2	4	2	0	0	2	0	0	2	2	4	0	0	.276	.240	.516	1
	Omaha	.288	49	160	22	46	9	1	1	26	3	1	10	16	36	1	1	.385	.375	.760	4
	KANSAS CITY	.600	3	5	1	3	1	0	0	1	0	0	1	0	1	0	0	.667	.800	1.467	0
2003	Akron	.273	9	33	3	9	2	0	0	4	0	2	0	0	4	0	0	.257	.333	.590	0
	Buffalo	.277	61	188	21	52	7	0	2	15	2	0	5	18	31	3	0	.355	.346	.701	1
2004	Buffalo	.303	77	238	41	72	15	1	1	24	2	1	13	17	30	3	0	.379	.387	.766	4
2005	Buffalo	.262	83	256	41	67	9	0	14	51	4	2	14	24	51	2	2	.355	.461	.816	5
2006	Scranton/W-B	.239	80	238	25	57	10	0	5	27	4	2	8	21	47	1	0	.320	.345	.664	4
2007	Ottawa	.272	75	243	24	66	14	1	0	23	2	2	12	18	39	3	1	.349	.337	.687	4
	Reading	.400	1	5	1	2	0	0	0	0	0	0	0	0	0	0	0	.400	.400	.800	0
Minors Totals		.273	1019	3216	439	877	159	9	58	417	35	17	151	296	593	24	13	.360	.382	.742	72
ML	Totals	.600	3	5	1	3	1	0	0	1	0	0	1	0	1	0	0	.667	.800	1.467	0

WATHAN'S CAREER PITCHING STATISTICS

YEAR	CLUB	W-L	ERA	G	GS	CG	SHO	SV	IP	H	R	ER	HR	HB	BB	SO	WP	BK
2003	Buffalo	0-0	0.00	1	0	0	0	0	0.1	0	0	0	0	0	0	0	0	0
2004	Buffalo	0-0	0.00	2	0	0	0	0	2.0	0	0	0	0	0	2	0	0	0
Minors Totals		0-0	0.00	3	0	0	0	0	2.1	0	0	0	0	0	2	0	0	0

WATHAN'S MANAGERIAL RECORD

YEAR	CLUB	LEAGUE	W-L	POSITION
2008	Williamsport	New York-Penn	38-37	T-3rd
2009	Lakewood	South Atlantic	78-58	2nd
2010	Clearwater	Florida State	67-72	T-3rd/5th
2011	Clearwater	Florida State	75-69	2nd/3rd
2012	Reading	Eastern	76-66	2nd
2013	Reading	Eastern	62-80	6th
2014	Reading	Eastern	66-76	6th
2015	Reading	Eastern	80-61	1st
2016	Reading	Eastern	89-52	1st
2017	Lehigh Valley	International	80-62	2nd
Minors	Totals		711-633	.531



2025 PHILLIES 40-MAN ROSTER

Manager: Rob Thomson (59); **Coaches:** Mike Caltrri (95), Caleb Cotham (65), Bobby Dickerson (9), Paco Figueroa (38), Brad Flanders (97), Dustin Lind (92), Kevin Long (53), Mark Lowy (93), Rafael Peña (94), Hector Rabago (98), Cesar Ramos (91), Dusty Wathan (62); **Dir. of Medical Services:** Dr. Steven Cohen; **Head Athletic Trainer:** Paul Buchheit; **Asst. Athletic Trainers:** Joe Rauch and Christian Bermudez; **ML Physical Therapist:** Alex Plum; **Dir. of Strength & Conditioning & Nutrition:** Morgan Gregory; **ML Strength & Conditioning Coach:** Furey Leva.

#	PITCHERS (23)	B-T	HT	WT	BORN	BIRTHPLACE	RESIDENCE	2024 CLUB(S)	W-L	ERA	G	GS	CG	SHO	SV	IP	H	R	ER	HR	HB	BB	SO	WP	BK	MLSER	
73	Abel, Mick	R-R	6-5	210	8/18/01	Portland, OR	Vancouver, WA	Lehigh Valley	3-12	6.46	24	24	0	0	0	108.2	119	88	78	15	4	78	117	9	3	0.000	
46	Alvarado, José	L-L	6-2	255	5/21/95	Maracaibo, VZ	Maracaibo, VZ	PHILLIES	2-5	4.09	66	0	0	0	13	61.2	49	30	28	6	1	28	63	4	0	7.088	
58	Banks, Tanner	R-L	6-1	205	10/24/91	Salt Lake City, UT	Bluffdale, UT	CHICAGO-AL	2-2	4.13	41	1	0	0	2	48.0	47	30	22	5	2	15	55	0	0	2.092	
								PHILLIES	0-1	3.70	22	1	0	0	0	24.1	22	11	10	1	10	23	0	0			
								CWS/PHI	2-3	3.98	63	2	0	0	2	72.1	69	41	32	6	3	25	78	0	0		
79	Cabrera, Jean	R-R	6-1	160	10/20/01	Maracay, VZ	Maracay, VZ	Jersey Shore	5-4	3.39	14	14	0	0	0	77.0	59	33	29	6	5	25	91	3	1	0.000	
								Reading	1-1	4.85	6	5	0	0	0	29.2	37	17	16	0	5	8	19	0	0		
75	Chace, Moisés	R-R	6-0	230	6/9/03	La Guaira, VZ	La Guaira, VZ	Aberdeen	2-2	3.46	17	9	0	0	1	52.0	37	22	20	5	6	30	76	2	0	0.000	
								Jersey Shore	1-1	4.15	2	2	0	0	0	8.2	6	4	4	0	0	3	13	0	0		
								Reading	2-1	3.66	4	4	0	0	0	19.2	14	10	8	3	0	7	35	0	1		
51	Johnson, Seth	R-R	6-1	204	9/19/98	Concord, NC	Ft. Myers, FL	Bowie	0-6	2.63	18	18	0	0	0	65.0	51	24	19	5	0	35	61	11	0	0.022	
								Reading	0-1	3.52	2	2	0	0	0	7.2	8	3	3	2	1	9	0	0			
								Lehigh Valley	2-1	2.74	5	5	0	0	0	23.0	15	7	7	2	1	14	19	1	0		
								PHILLIES	0-1	34.71	1	1	0	0	0	2.1	8	9	9	1	0	3	0	0	0		
50	Kerkerling, Orion	R-R	6-2	210	4/4/01	Huntington Beach, CA	Nokomis, FL	Lehigh Valley+	0-0	0.00	2	0	0	0	0	2.0	2	0	0	0	0	1	0	3	0	0	1.010
								Clearwater+	1-0	0.00	2	0	0	0	0	2.1	0	0	0	0	1	0	7	0	0		
								PHILLIES	5-3	2.29	64	2	0	0	0	63.0	51	20	16	2	8	17	74	1	0		
60	Lazar, Max	R-R	6-2	198	6/3/99	Coral Springs, FL	Coral Springs, FL	Reading	0-0	0.00	8	0	0	0	3	10.1	3	0	0	0	0	0	18	1	0	0.052	
								Lehigh Valley	4-3	2.45	29	0	0	0	10	33.0	24	13	9	1	2	10	38	0	0		
								PHILLIES	0-0	4.61	11	0	0	0	0	13.2	13	7	7	2	0	2	9	0	0		
44	Luzardo, Jesús	L-L	6-0	218	9/30/97	Lima, Peru	Parkland, FL	MIAMI	3-6	5.00	12	12	0	0	0	66.2	61	37	37	9	2	22	58	3	0	4.165	
								Jupiter+	1-0	0.00	1	1	0	0	0	5.2	1	0	0	0	0	1	6	0	0		
63	Mercado, Michael	R-R	6-5	200	4/15/99	Greenville, SC	San Diego, CA	Lehigh Valley	3-1	2.07	32	10	0	0	1	69.2	51	19	16	4	3	35	64	1	0	0.031	
								PHILLIES	1-2	11.08	5	2	0	0	0	13.0	16	16	16	9	1	9	10	1	0		
27	Nola, Aaron	R-R	6-2	200	6/4/93	Baton Rouge, LA	St. Petersburg, FL	PHILLIES	14-8	3.57	33	33	1	#1	0	199.1	189	84	79	30	3	50	197	2	0	9.076	
48	Phillips, Tyler	R-R	6-5	225	10/27/97	Lumberton, NJ	Lumberton, NJ	Lehigh Valley	8-5	5.08	20	20	2	0	0	118.2	117	71	67	14	2	49	100	7	1	0.048	
								PHILLIES	4-1	6.87	8	7	#1	0	0	36.2	45	28	28	9	2	7	28	0	1		
56	Rangel, Alan	R-R	6-2	170	8/21/97	Hermosillo, MX	Hermosillo, MX	Rocket City	2-0	2.61	4	4	0	0	0	20.2	15	7	6	2	1	5	25	1	1	0.012	
								ACL Angels	0-0	6.75	3	3	0	0	0	5.1	5	4	4	0	0	1	8	0	0		
								Clearwater	0-0	0.00	1	1	0	0	0	2.0	1	0	0	0	0	0	4	0	0		
								Lehigh Valley	1-2	4.30	10	5	0	0	0	29.1	23	16	14	4	0	8	25	1	0		
68	Romano, Jordan	R-R	6-5	210	4/21/93	Markham, ON, Canada	Markham, ON, Canada	Buffalo+	0-0	6.59	2	0	0	0	0	1.0	1	0	0	0	0	4	1	0	1	5.051	
								TORONTO	1-2	0.00	15	0	0	0	0	8	13.2	16	10	10	4	4	13	0	0		
41	Ross, Joe	R-R	6-4	243	5/21/93	Berkeley, CA	Oakland, CA	MILWAUKEE	3-6	3.77	25	10	0	0	0	74.0	72	35	31	7	1	29	66	1	0	7.018	
								Wisconsin+	0-0	0.00	1	1	0	0	0	2.2	3	1	0	0	0	0	1	0	0		
								Nashville+	0-0	8.25	3	3	0	0	0	12.0	16	11	11	2	1	6	9	2	0		
66	Ruiz, José	R-R	6-1	235	10/21/94	Guacara, VZ	Orlando, FL	Lehigh Valley	0-1	1.64	10	0	0	0	3	11.0	7	2	2	1	0	3	13	1	0	4.148	
								PHILLIES	5-1	3.71	52	0	0	0	1	51.0	51	23	21	8	1	17	52	0	0		
61	Sánchez, Cristopher	L-L	6-6	190	12/12/96	La Romana, DR	La Romana, DR	PHILLIES	11-9	3.32	31	#2	#1	0	181.2	182	76	67	11	0	44	153	7	1	2.083		
25	Strahm, Matt	R-L	6-3	193	11/12/91	West Fargo, ND	Phoenix, AZ	PHILLIES	6-2	1.87	66	0	0	0	3	62.2	36	14	13	4	6	11	79	2	0	8.064	
55	Suárez, Ranger	L-L	6-1	220	8/26/95	Pie de Cuesta, VZ	Carora, VZ	PHILLIES	12-8	3.46	27	27	#1	0	150.2	143	68	58	14	5	41	145	1	2	5.112		
39	Sweet, Devin	S-R	5-11	183	9/6/96	Greensboro, NC	Greensboro, NC	Toledo	9-6	3.91	52	4	0	0	4	76.0	62	38	33	11	4	38	111	2	1	0.047	
57	Tyler, Kyle	R-R	6-0	185	12/27/96	Oklahoma City, OK	Moore, OK	Jacksonville	4-2	3.06	11	9	0	0	0	50.0	39	18	17	3	4	21	44	3	0	0.089	
								MIAMI	0-2	5.40	8	7	0	0	0	31.2	37	19	19	4	1	18	25	1	0		
								Lehigh Valley	1-2	5.82	7	7	0	0	0	34.0	36	23	22	4	0	13	36	2	0		
99	Walker, Taijuan	S-R	6-4	245	8/13/92	Shreveport, LA	Paradise Valley, AZ	Clearwater+	0-0	4.50	1	1	0	0	0	4.0	2	2	2	0	1	0	4	1	0	10.142	
								Lehigh Valley+	1-0	4.09	2	2	0	0	0	11.0	10	5	5	0	1	6	2	2	0		
								PHILLIES	3-7	7.10	19	15	0	0	0	83.2	107	68	66	24	3	37	58	0	0		
								Reading+	0-0	3.52	2	2	0	0	0	7.2	6	4	3	0	1	6	0	0	0		
45	Wheeler, Zack	L-R	6-4	200	5/30/90	Smyrna, GA	Dallas, GA	PHILLIES	16-7	2.57	32	32	0	0	0	200.0	139	62	57	20	8	52	224	8	0	11.098	

2025 PHILLIES 40-MAN ROSTER

#	CATCHERS (3)	B-T	HT	WT	BORN	BIRTHPLACE	RESIDENCE	2024 CLUB(S)	AVG	G	AB	R	H	2B	3B	HR	RBI	SH	SF	HP	BB	SO	SB	CS	E	MLSEE
13	Marchán, Rafael	S-R	5-9	210	2/25/99	San Cristóbal, VZ	Caracas, VZ	Clearwater+ Lehigh Valley PHILLIES	.273 .229 .294	4 34 17	11 118 51	2 16 27	2 2 4	0 0 0	0 0 3	0 2 6	1 11 3	0 0 1	0 2 0	0 2 1	3 19 3	1 28 8	0 0 0	0 0 2	2,006 6 6	
10	Realmutto, J.T.	R-R	6-1	212	3/18/91	Del City, OK	Nichols Hills, OK	PHILLIES	.266	99	380	50	101	18	1	14	47	0	1	5	27	102	2	2	5	10038
21	Stubbs, Garrett	L-R	5-10	170	5/26/93	San Diego, CA	Del Mar, CA	PHILLIES	.207	56	164	18	34	4	1	1	11	0	1	4	17	50	5	0	2	4120
#	INFELDERS (7)	B-T	HT	WT	BORN	BIRTHPLACE	RESIDENCE	2024 CLUB(S)	AVG	G	AB	R	H	2B	3B	HR	RBI	SH	SF	HP	BB	SO	SB	CS	E	MLSER
28	Bohm, Alec	R-R	6-5	225	8/3/96	Omaha, NE	Clearwater, FL	PHILLIES	.280	143	554	62	155	44	2	15	97	0	6	6	40	86	5	2	15	4106
2	Clemens, Kody	L-R	6-1	190	5/15/96	Houston, TX	Tomball, TX	Lehigh Valley+ Lehigh Valley PHILLIES	.500 .266 .219	1 4 44	0 274 114	0 43 17	2 3 25	0 13 9	0 3 1	0 14 5	0 50 18	0 0 0	0 3 5	0 4 20	0 63 1	0 6 29	0 0 0	0 3 3	1134	
3	Harper, Bryce	L-R	6-3	210	10/16/92	Las Vegas, NV	Las Vegas, NV	PHILLIES	.285	145	550	85	157	42	0	30	87	1	2	2	76	138	7	4	5	12159
19	Kennedy, Buddy	R-R	5-10	190	10/5/98	Milville, NJ	Milville, NJ	Toledo DETROIT Lehigh Valley PHILLIES	.234 .200 .294	39 6 67	141 10 248	25 2 44	33 2 73	12 0 19	0 0 10	3 0 35	0 1 1	4 0 2	0 1 5	1 0 6	2 4 41	2 1 45	2 1 9	4 0 9	0131	
33	Sosa, Edmundo	R-R	6-0	200	3/6/96	Panama City, Panama	Panama City, Panama	PHILLIES	.182 .190	8 14	11 21	3 4	1 0	0 1	0 1	6 0	1 0	0 4	0 3	1 0	4 7	1 0	0 0	0 0	0 0	0
5	Stott, Bryson	L-R	6-2	195	10/6/97	Las Vegas, NV	Las Vegas, NV	Lehigh Valley+	.257	90	249	39	64	12	4	7	31	1	2	8	13	66	7	1	6	4140
7	Turner, Trea	R-R	6-2	185	6/30/93	Boynton Beach, FL	Boynton Beach, FL	PHILLIES	.111 .245	2 148	9 506	1 65	0 124	0 19	2 2	11 57	0 9	0 3	0 53	0 93	0 32	0 3	0 6	0 3	6	3000
								PHILLIES	.295	121	505	88	149	25	0	21	62	0	1	6	27	98	19	4	17	8135
#	OUTFIELDERS (6)	B-T	HT	WT	BORN	BIRTHPLACE	RESIDENCE	2024 CLUB(S)	AVG	G	AB	R	H	2B	3B	HR	RBI	SH	SF	HP	BB	SO	SB	CS	E	MLSER
8	Castellanos, Nick	R-R	6-4	203	3/4/92	Hialeah, FL	Davie, FL	PHILLIES	.254	#162	606	80	154	30	4	23	86	0	2	10	41	139	6	2	3	11029
17	Kepler, Max	L-L	6-4	225	2/10/93	Berlin, Germany	Naples, FL	MINNESOTA St. Paul+	.253 .400	105 34	368 10	43 3	93 4	21 0	1	8 0	42 0	0 0	0 0	3 5	22 3	80 2	1 0	0 0	0 0	8152
16	Marsh, Brandon	L-R	6-4	220	12/18/97	Buford, GA	Buford, GA	PHILLIES	.249	135	418	55	104	17	3	16	60	1	5	2	50	154	19	3	5	3078
23	Rojas, Johan	R-R	6-0	185	8/14/00	S.F. de Macoris, DR	S.F. de Macoris, DR	Reading+	.500	2	8	2	4	0	0	0	0	0	0	0	1	3	0	1	0	0
47	Stevenson, Cal	L-L	5-10	204	9/12/96	Fremont, CA	Maricopa, AZ	Lehigh Valley	.243	120	338	47	82	12	3	3	32	8	0	4	13	69	25	4	2	1080
								PHILLIES	.382	8	34	7	13	1	0	1	3	2	0	0	2	6	6	0	0	0
37	Wilson, Weston	R-R	6-4	215	9/11/94	High Point, NC	Nashville, TN	Lehigh Valley	.302 .250	101 18	321 24	68 2	97 6	25 3	0 0	5 6	44 0	5 0	3 0	0 0	0 3	68 4	29 5	0 0	0 0	0
								PHILLIES	.284	71	263	49	63	11	0	18	55	1	6	1	42	76	14	4	8	0113
								PHILLIES	.240	41	88	13	25	7	1	3	10	0	1	1	8	29	3	0	2	0

* League leader; † Tied for league lead; + Rehab assignment; Roster as of 2/18/25

2025 NON-ROSTER INVITEES

#	PITCHERS (12)	B-T	HT	WT	BORN	BIRTHPLACE	RESIDENCE	2024CLUB(S)	W-L	ERA	G	GS	CG	SHO	SV	IP	H	R	ER	HR	HB	BB	SO	WP	BK	MLSR
31	Aoyagi, Koyo	R-R	5-11	190	12/11/93	Yokohama, Japan	Osaka, Japan	Hanshin (Japan)	2-3	3.69	12	-	0	0	0	61.0	66	31	25	2	6	21	35	1	1	0.000
		R-R	6-1	200	12/25/94	Barranquilla, Colombia	Miami, FL	LOS ANGELES-NL	1-1	2.57	5	0	0	0	0	7.0	7	3	2	1	0	0	6	0	0	2.158
		R-R	6-1	200	12/25/94	Barranquilla, Colombia	Miami, FL	Oklahoma City	1-0	5.68	4	3	0	0	0	12.2	15	9	8	3	0	0	15	0	1	
		R-R	6-1	200	12/25/94	Barranquilla, Colombia	Miami, FL	Round Rock	0-1	7.36	8	0	0	0	0	11.0	18	10	9	1	0	4	10	0	1	
74	Cuas, José	R-R	6-3	195	6/28/94	Santo Domingo, DR	Brooklyn, NY	El Paso	1-3	5.53	15	13	0	0	0	55.1	66	36	34	5	2	24	50	3	1	
		R-R	6-3	195	6/28/94	Santo Domingo, DR	Brooklyn, NY	CHICAGO-NL	0-0	7.43	9	0	0	0	0	13.1	16	12	11	3	3	6	14	2	0	2.019
		R-R	6-3	195	6/28/94	Santo Domingo, DR	Brooklyn, NY	Iowa	1-1	6.35	10	0	0	0	1	11.1	11	9	8	1	0	9	24	3	0	
		R-R	6-3	195	6/28/94	Santo Domingo, DR	Brooklyn, NY	Buffalo	1-1	6.89	16	0	0	0	1	15.2	22	12	12	3	2	7	16	2	0	
78	Garnett, Tristan	R-R	6-3	195	6/28/94	Santo Domingo, DR	Brooklyn, NY	TORONTO	0-0	9.00	4	0	0	0	0	3.0	3	3	3	1	2	4	3	0	0	
		R-R	6-3	195	6/28/94	Santo Domingo, DR	Brooklyn, NY	Lehigh Valley	0-1	4.91	4	0	0	0	0	3.2	4	2	2	0	1	2	5	1	0	
		R-R	6-3	195	6/28/94	Santo Domingo, DR	Brooklyn, NY	Chi/TOR	0-0	7.71	13	0	0	0	0	16.1	19	15	14	4	5	10	17	2	0	
		R-R	6-3	195	6/28/94	Santo Domingo, DR	Brooklyn, NY	Reading	1-3	2.87	31	0	0	0	1	37.2	27	15	12	2	1	26	50	3	0	0.000
52	Kuhnel, Joel	R-R	6-4	295	2/19/95	Goldtsboro, NC	Godley, TX	Clearwater	0-0	0.00	2	0	0	0	0	2.1	2	0	0	0	0	2	4	0	0	
		R-R	6-4	295	2/19/95	Goldtsboro, NC	Godley, TX	Lehigh Valley	0-0	0.00	1	0	0	0	0	1.0	0	0	0	0	0	0	2	0	0	
		R-R	6-4	295	2/19/95	Goldtsboro, NC	Godley, TX	Sugar Land	4-1	3.18	9	0	0	0	0	11.1	12	4	4	0	1	1	6	2	0	1.127
		R-R	6-4	295	2/19/95	Goldtsboro, NC	Godley, TX	HOUSTON	0-0	18.00	1	0	0	0	0	2.0	4	4	4	0	1	0	4	1	0	0
40	McMillon, John	R-R	6-3	230	1/27/98	Lufkin, TX	Jasper, TX	Buffalo	1-0	1.04	6	0	0	0	0	8.2	9	1	1	0	0	4	1	0	0	
		R-R	6-3	230	1/27/98	Lufkin, TX	Jasper, TX	Nashville	0-0	2.45	7	0	0	0	0	7.1	6	2	2	0	0	3	10	0	0	
		R-R	6-3	230	1/27/98	Lufkin, TX	Jasper, TX	Durham	2-0	4.30	13	0	0	0	0	14.2	18	8	7	1	0	3	14	0	1	
		R-R	6-3	230	1/27/98	Lufkin, TX	Jasper, TX	TAMPA BAY	0-0	1.13	5	0	0	0	0	8.0	4	1	1	1	0	4	0	0	0	
71	McGarry, Griff	R-R	6-2	205	6/8/99	San Francisco, CA	Portola Valley, CA	HOU/TB	0-0	4.50	6	0	0	0	0	10.0	8	5	5	1	1	0	5	0	0	0.000
		R-R	6-2	205	6/8/99	San Francisco, CA	Portola Valley, CA	Lehigh Valley	2-1	4.70	29	0	0	0	1	30.2	23	17	16	3	1	36	40	6	0	0.000
		R-R	6-2	205	6/8/99	San Francisco, CA	Portola Valley, CA	Jersey Shore	0-0	0.00	1	0	0	0	0	1.0	0	0	0	0	0	2	0	0	0	0.099
		R-R	6-2	205	6/8/99	San Francisco, CA	Portola Valley, CA	Jersey Shore	0-0	0.00	1	0	0	0	0	1.0	0	0	0	0	0	2	0	0	0	0.099
67	Padilla, Nicholas	R-R	6-2	220	12/24/96	New York, NY	New York, NY	Jacksonville	0-0	0.00	1	0	0	0	0	1.0	0	0	0	0	0	1	0	0	0	
		R-R	6-2	220	12/24/96	New York, NY	New York, NY	MIAMI	2-1	1.50	10	0	0	0	0	12.0	7	4	2	1	0	5	13	0	0	
		R-R	6-2	220	12/24/96	New York, NY	New York, NY	Charlotte	0-3	3.23	25	0	0	0	0	30.2	21	12	11	5	1	16	37	0	0	0.040
		R-R	6-2	220	12/24/96	New York, NY	New York, NY	ACL White Sox	0-0	0.00	2	0	0	0	0	2.2	1	0	0	0	1	1	5	1	0	
76	Painter, Andrew	R-R	6-7	235	4/10/03	Pompano Beach, FL	Pompano Beach, FL	Winston-Salem	1-0	2.45	2	0	0	0	0	3.2	2	1	1	0	0	4	4	1	0	0.000
		R-R	6-7	235	4/10/03	Pompano Beach, FL	Pompano Beach, FL	Injured – Did not pitch																		0.000
		R-R	6-2	181	12/22/95	Plover, WI	La Vergne, TN	St. Paul	0-0	5.09	11	0	0	0	0	17.2	18	11	10	2	1	10	14	0	0	0.000
		R-R	6-2	181	12/22/95	Plover, WI	La Vergne, TN	Lakeland	0-0	0.00	2	0	0	0	0	2.0	0	0	0	0	0	0	1	0	0	0.000
49	Vespi, Nick	L-L	6-3	235	10/10/95	Miami, FL	Boynton Beach, FL	Toledo	3-1	5.14	23	1	0	0	1	35.0	34	21	20	5	4	15	45	5	0	
		L-L	6-3	235	10/10/95	Miami, FL	Boynton Beach, FL	BALTIMORE	0-0	2.92	11	0	0	0	0	12.1	10	4	4	1	0	3	9	0	0	
		L-L	6-3	235	10/10/95	Miami, FL	Boynton Beach, FL	Norfolk	2-2	7.23	29	0	0	2	47.2	55	36	34	2	3	31	51	2	0	0.159	
		L-L	6-3	235	10/10/95	Miami, FL	Boynton Beach, FL	Norfolk	2-2	7.23	29	0	0	2	47.2	55	36	34	2	3	31	51	2	0	0.159	
43	Zuniga, Guillo	R-R	6-5	285	10/10/98	Cartagena, Colombia	Cartagena, Colombia	LOS ANGELES-AL	0-0	5.09	15	0	0	0	2	16.1	16	10	10	5	1	8	12	1	0	0.129
		R-R	6-5	285	10/10/98	Cartagena, Colombia	Cartagena, Colombia	ACL Angels+	0-0	3.86	3	2	0	0	1	2.1	4	1	1	0	1	3	1	0		
		R-R	6-5	285	10/10/98	Cartagena, Colombia	Cartagena, Colombia	Salt Lake	1-4	5.19	25	0	0	0	2	26.0	25	17	15	4	1	8	16	1	0	
		R-R	6-5	285	10/10/98	Cartagena, Colombia	Cartagena, Colombia	Salt Lake	1-4	5.19	25	0	0	0	2	26.0	25	17	15	4	1	8	16	1	0	

2025 NON-ROSTER INVITEES

#	# CATCHERS (4)	B-T	HT	WT	BORN	BIRTHPLACE	RESIDENCE	2024 CLUB(S)	2024														2025													
									AVG	G	AB	R	H	2B	3B	HR	RBI	SH	SF	HP	BB	SO	SB	CS	E	MLSER										
72	Breaux, Josh	R-R	6-1	233	10/7/97	Houston, TX	Cypress, TX	Scranton/WB Reading Lehigh Valley	.143 .230 .154	11 25 4	35 87 13	4 20 4	5 0 1	0 4 0	0 0 0	2 40 0	2 20 0	5 0 0	0 2 0	0 0 0	0 8 0	2 27 3	15 0 0	0 0 0	0 0 0	0.000										
30	Henny, Payton	R-R	6-0	229	6/24/97	American Fork, UT	Pleasant Grove, UT	Buffalo	.274	27	95	13	26	6	0	3	18	0	0	2	7	19	0	0	3	0.066										
64	McIntosh, Paul	R-R	6-1	220	11/20/97	Atlanta, GA	Fort Lauderdale, FL	Pensacola	.246	117	418	50	103	18	2	12	55	0	2	10	50	95	8	3	5	0.000										
77	Ricketts, Caleb	L-R	6-4	231	5/10/00	Newport Beach, CA	Newport Beach, CA	Reading	.219	75	260	40	57	8	1	7	31	0	3	13	32	61	1	0	4	0.000										
#	# INFELDERS (6)	B-T	HT	WT	BORN	BIRTHPLACE	RESIDENCE	2024 CLUB(S)	AVG	G	AB	R	H	2B	3B	HR	RBI	SH	SF	HP	BB	SO	SB	CS	E	MLSER										
22	Arroyo, Christian	R-R	6-1	213	5/30/95	Tampa, FL	Wesley Chapel, FL	Nashville ACL Brewers	.237 .143	30 7	114 21	19 3	27 0	8 0	0 0	2 0	13 0	2 1	0 0	2 2	3 7	9 32	1 3	1 0	3 0	4.166										
29	Castro, Rodolfo	S-R	6-0	205	5/21/99	Los Llanos, DR	Santo Domingo, DR	Lehigh Valley Jersey Shore Clearwater	.209 .000 .333	19 1 2	67 0 6	9 0 2	14 0 0	1 0 0	0 0 0	2 0 1	0 0 0	7 0 1	0 0 0	0 0 0	2 0 1	5 0 0	18 0 1	0 0 0	2 0 0	1.150										
82	Kemp, Otto	R-R	5-11	209	9/9/99	Fullerton, CA	Capistrano Beach, CA	FCL Phillies Clearwater Jersey Shore	.333 .500 .333	1 5 41	3 14 150	1 4 35	1 7 50	0 2 8	0 1 5	0 0 4	0 0 22	0 0 0	0 0 2	0 0 9	0 3 21	0 0 29	0 3 8	0 2 2	0 0 3	0.000										
83	Lantigua, Rafael	R-R	5-8	177	4/28/98	Puerto Plata, DR	Puerto Plata, DR	Buffalo	.265	130	446	61	118	20	0	4	33	1	1	3	70	100	16	6	10	0.000										
81	Miller, Aidan	R-R	6-2	212	6/9/04	Dunedin, FL	Trinity, FL	Clearwater Jersey Shore	.275 .258	39 58	149 225	28 35	41 58	16 12	0 6	5 6	26 32	0 0	0 0	3 3	26 30	39 57	10 12	4 14	1 0	5 0.000										
84	Taylor, Carson	L-R	6-2	205	6/2/99	Atlanta, GA	Duluth, GA	Reading Lehigh Valley	.190 .277 .316	5 109 6	21 372 19	4 53 4	103 163 6	0 3 0	0 16 0	0 3 0	0 75 0	2 0 0	0 6 2	0 5 6	1 67 2	0 96 2	0 5 0	0 1 0	0 6 0	0.000										
#	# OUTFELDERS (4)	B-T	HT	WT	BORN	BIRTHPLACE	RESIDENCE	2024 CLUB(S)	AVG	G	AB	R	H	2B	3B	HR	RBI	SH	SF	HP	BB	SO	SB	CS	E	MLSER										
80	Crawford, Justin	L-R	6-2	188	1/13/04	Phoenix, AZ	Las Vegas, NV	Jersey Shore Reading	.301 .333	70 40	292 165	54 25	88 11	4 0	4 3	6 35	2 26	1 1	2 2	1 2	21 11	64 29	27 15	8 1	1 0	0.000										
70	Kroon, Matt	R-R	6-1	196	12/5/96	Scottsdale, AZ	Scottsdale, AZ	Lehigh Valley Jersey Shore	.251 .143	80 2	247 7	36 1	62 1	0 0	0 0	11 0	38 2	2 0	1 0	2 1	6 0	22 3	70 15	1 0	6 0	0.000										
24	Mercado, Óscar	R-R	6-2	210	12/16/94	Cartagena, Colombia	Tampa, FL	El Paso Toledo	.226 .200	78 15	266 45	47 4	60 5	10 1	5 0	11 8	42 0	1 0	6 1	6 8	28 11	49 4	12 0	4 5	3.031											
85	Rincones Jr., Gabriel	L-R	6-3	231	3/3/01	Boynton Beach, FL	Boca Raton, FL	Reading FCL Phillies	.263 .167	59 9	224 30	35 6	59 5	15 1	0 0	11 0	29 3	0 0	1 1	3 4	30 8	66 20	7 4	0 0	0.000											

* League leader; † Tied for league lead; ‡ Rehab assignment; Roster as of 2/18/25



B-T: R-R
HT: 6-5; **WT:** 210
OPENING DAY AGE: 23
BORN: August 18, 2001, Portland, OR
RESIDES: Vancouver, WA
HOW OBTAINED: Selected by Phillies in 1st round (15th overall) of 2020 MLB Draft

2024

- Was a non-roster invitee to ML spring training for the second consecutive year; made 2 appearances and tossed 2.2 scoreless innings, retiring all 8 batters he faced (4 SO)
- Made 24 starts for Lehigh Valley (AAA)
- Averaged 9.69 SO/9.0 IP (117 SO, 108.2 IP) with the IronPigs
- Over 2 starts from 8/9-14, tossed 11.0 innings without an ER and tallied 15 strikeouts
- Struck out 29 batters over 21.0 innings in 4 starts during August (12.43 SO/9.0 IP) and posted a 3.86 ERA (9 ER)
- Added to 40-man roster on 11/19

2023

- Was a non-roster invitee to ML spring training
- Spent majority of the season with Reading (AA) but made 1 start for Lehigh Valley following a promotion on 9/22
- In 23 combined starts between both levels, posted a 4.13 ERA (52 ER, 113.1 IP) with 132 strikeouts and limited the 482 batters he faced to a .192 AVG
- Allowed 3 ER or fewer in 18 of his 23 starts, 2 ER or fewer in 17 of 23 and 1 ER or none in 12 of 23
- Posted a 2.61 ERA in 20 of his 23 starts (29 ER, 100.0 IP); allowed a total of 23 ER in 13.1 IP over a span of 3 starts with Reading (5/12 vs New Hampshire, 5/26 vs Harrisburg and 8/16 vs Somerset)
- Was the starting pitcher for the National League in the All-Star Futures Game at T-Mobile Park on 7/8; earned the win with a scoreless inning and 2 strikeouts
- Was named an Organization All-Star by MiLB.com
- Following the season, was ranked as the No. 2 overall prospect in the Phillies minor league system and the No. 45 prospect in baseball by MLB Pipeline

2022

- Ranked 3rd among Phillies minor leaguers in innings (108.1) & starts (23) and was T-3rd in strikeouts (130)
- Began season with Jersey Shore (A)
- Averaged 10.86 SO/9.0 IP (103 SO, 85.1 IP) with Jersey Shore
- Struck out 10 batters on 7/29 at Wilmington
- Promoted to Reading on 8/20, where he spent the remainder of the season

- Named Eastern League Pitcher of the Week, 8/29-9/4
- Following the season, was named the No. 2 prospect in the Phillies system by *Baseball America*
- Between both levels, was 8-11, 3.90 ERA (47 ER, 108.1 IP) and 130 SO in 23 starts

2021

- Began pro career with Clearwater (A)
- Averaged 13.30 SO/9.0 IP (66 SO, 44.2 IP)
- Struck out 34.9% of the batters he faced (66-189)
- Held opponents to a .174 AVG (27-155)
- Made his pro debut, 5/5 vs Lakeland
- Was placed on the minor league IL with right shoulder tendinitis, 8/3, and missed the remainder of the season
- Following the season, was ranked as the No. 1 prospect in the Phillies system by *Baseball America*
- *Baseball America* also rated his fastball as the best in the club's minor league system
- Participated in Florida Instructional League

2020

- Did not pitch during the regular season
- Participated in FIL
- Following the season, was ranked as the No. 2 prospect in the Phillies system by *Baseball America*

PERSONAL

McLean Stine Abel... 2020 graduate of Jesuit High School (OR)... Was a two-time Gatorade Oregon Baseball Player of the Year (2019 and 2020)... Selected as a 2020 *Baseball America* High School Preseason All-American (First Team)... As a junior, went 10-0 with a 1.26 ERA, 111 strikeouts, 72.1 innings pitched and helped his team win a state championship... In 150.2 innings pitched during his high school career, posted an 18-3 record with a 1.98 ERA and 213 strikeouts... Won a silver medal as a member of Team USA in the 2019 World Baseball Softball Confederation U-18 Baseball World Cup... Became the highest-selected high school pitcher in the 1st round by the Phillies since Gavin Floyd (4th overall) in 2001... **Hobbies:** Video games and golf... **Signed by:** Zach Friedman

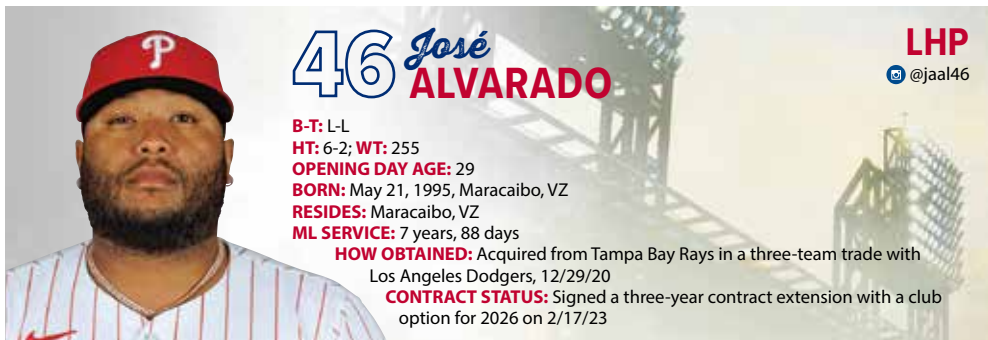
MICK ABEL'S CAREER STATISTICS

YEAR	CLUB	W-L	ERA	G	GS	CG	SHO	SV	IP	H	R	ER	HR	HB	BB	SO	WP	BK	AVG
2020	Did not pitch																		
2021	Clearwater	1-3	4.43	14	14	0	0	0	44.2	27	23	22	5	6	27	66	2	0	.174
2022	Jersey Shore	7-8	4.01	18	18	0	0	0	85.1	75	42	38	6	6	38	103	3	1	.230
	Reading	1-3	3.52	5	5	0	0	0	23.0	19	9	9	5	2	12	27	0	1	.224
2023	Reading	5-5	4.14	22	22	0	0	0	108.2	73	53	50	15	5	62	126	2	0	.188
	Lehigh Valley	0-1	3.86	1	1	0	0	0	4.2	5	2	2	0	3	3	6	0	0	.278
2024	Lehigh Valley	3-12	6.46	24	24	0	0	0	108.2	119	88	78	15	4	78	117	9	3	.279
Minors Totals		17-32	4.78	84	84	0	0	0	375.0	318	217	199	46	26	220	445	16	5	.227

ABEL'S CAREER TRANSACTIONS

- Selected by Philadelphia in 1st round (15th overall) of 2020 MLB Draft





B-T: L-L
HT: 6-2; **WT:** 255
OPENING DAY AGE: 29
BORN: May 21, 1995, Maracaibo, VZ
RESIDES: Maracaibo, VZ
ML SERVICE: 7 years, 88 days

HOW OBTAINED: Acquired from Tampa Bay Rays in a three-team trade with Los Angeles Dodgers, 12/29/20
CONTRACT STATUS: Signed a three-year contract extension with a club option for 2026 on 2/17/23

2024

- Posted a career-high 13 SV and appeared in 66 games, his most since his career high of 70 for TB in 2018
- 49 of his 66 appearances were scoreless (74.2%)
- Held LHH to a .127/.173/.225 slash line with just 4 BB and 18 SO (75 BF)
- His .399 OPS against LHH was 4th-lowest among all ML pitchers (minimum 75 BF)
- Threw 424 cutters and posted a 45.6% whiff rate while holding opponents to a .156 AVG on the pitch
- Ranked in the 96th percentile in fastball velocity (97.8 mph)
- Limited opponents to a slash line of .182/.303/.236 (.539 OPS) with RISP
- Earned the win on 4/30 at LAA, his first since 9/11/22 vs WSH
- Was on the restricted list, 8/26-30
- Made 1 appearance in the NLDS against NYM

2023

- Among NL relievers, was 1st in SO/9.0 IP (13.94) and 2nd in SO % (37.2%) & FIP (2.41)
- Limited opponents to a slash line of .196/.281/.307 (.588 OPS ranked 12th among all NL relievers)
- Appeared in his second World Baseball Classic with Venezuela (also 2017) and made 3 scoreless appearances (3.0 IP, 3 H, BB, 5 SO) with 1 save
- Began the year with no walks issued to his first 55 batters faced (14.1 IP)
- Before allowing his first walk on 6/9 vs LAD (Vargas), had gone 18 games without issuing one which was the longest streak by a Phillies reliever since Jonathan Papelbon in 2014 (21 games) and the longest for a Phillies LHP since Billy Wagner (also 18 games) in 2004
- In April, posted a 0.73 ERA (ER, 12.1 IP) with 5 SV, 24 SO, 0 BB, 0.49 WHIP and a .140 OPP AVG
- Became the first Phillies LHP since Cliff Lee in 2014 to face at least 45 LHH in a single season and permit 0 walks
- With RISP, held opponents to a .105 AVG (4-38) with 15 SO and with RISP and 2 outs, held opponents to a .067 AVG (1-15) with 8 SO
- Had a career-best 18.2-inning scoreless streak (8/26/22-4/12/23); had 36 strikeouts, 3 walks and 5 hits allowed over the streak
- Set a franchise record with a career-best 14 consecutive outings with multiple SO from 9/13/22-4/18/23 (gm 1) (34 SO in 15.0 IP)
- Struck out 11 consecutive batters over a span of 5 games from 4/1-12 and became the first ML relief pitcher in the expansion era (since 1961) to do so
- Was on the 15-day IL (left elbow inflammation), 5/8-6/8; included rehab assignment to Lehigh Valley (AAA), 6/3-5 and Reading (AA), 6/6-8

- Was on the 15-day IL (left elbow inflammation), 7/7-8/20; included rehab assignment to Lehigh Valley, 8/15-20
- Posted a 2.35 ERA (4 ER, 15.1 IP) over his final 16 appearances of the season following his second IL stint
- Appeared in 8 of the Phillies' 13 postseason games and posted a 1.13 ERA (ER, 8.0 IP) with 5 holds while stranding 7 of 8 inherited runners
- Each of his first 7 appearances (7.2 IP) were scoreless and worked more than 1.0 inning twice

2022

- Among NL relievers, was 3rd in SO/9.0 IP (14.29), 4th in SO % (37.9) and T-9th in SO (81)
- Had the highest SO/9.0 IP by any Phillie with at least 50.0 IP in a season and highest SO % by any Phillie with at least 200 batters faced in a season
- Led all Phillies relievers with 1.7 fWAR
- Set career bests in SO/9.0 IP, SO % and swing and miss % (38.4)
- Began season with the Phillies and was optioned to Lehigh Valley on 5/26, where he made 4 appearances before being recalled on 6/12
- Posted a 1.66 ERA (7 ER, 38.0 IP) and 0.95 WHIP (14 BB, 22 H) with 64 SO, 1 HR, held opponents to a .164/.243/.246 slash line and stranded 13 of 15 inherited runners over his final 42 appearances (since 6/12)
- His 1.66 ERA from 6/12 on was 7th in the NL among pitchers with at least 35.0 IP
- Over his final 22 appearances (beginning 8/3), posted a 0.43 ERA (1 ER, 21.0 IP), T-4th in MLB in that span (min. 20.0 IP), and struck out 35 while walking four
- Finished the season with an active 13.2-inning scoreless streak that began on 8/26
- Allowed only 3 singles and struck out 23 of the 46 (50.0%) batters he faced during the scoreless streak
- Struck out multiple batters in each of his final 7 appearances
- Struck out 61.5% of the batters he faced (16 of 26) in his final 7 appearances
- Had 2 saves: 7/17 at MIA and 9/22 vs ATL
- Recorded a team-high 22 holds
- Appeared in 12 of the Phillies' 17 postseason games
- Earned his first career postseason save in Game 1 of the NLCS at SD and earned the victory in the pennant-clinching win in Game 5 vs SD

2021

- Among NL relievers, was 2nd in inherited runners stranded (81.2%), T-5th in wins (7) and T-6th in OPP GDP (9)
- Held LHH to a .123 AVG (9-73) and .164 SLG with just one XBH (HR) and retired 24 of the final 27 LHH he faced (0-24, BB, 2 HBP)

- Was the first Phillies reliever to start a season 6-0 since 2011, when Antonio Bastardo also started 6-0
- Was on the COVID-related IL, 4/19-25
- Was on the suspended list, 5/3-4
- Had a 1.80 ERA (4 ER, 20.0 IP) over 20 appearances, 5/5-6/25
- Stranded each of his final 12 inherited runners and 21 of his last 23 from 6/4 through the end of the season
- Had at least 1 strikeout in 13 straight appearances
- Did not allow an earned run in 12 straight appearances, 8/3-9/12 (9.1 IP) and had a 1.32 ERA (2 ER, 13.2 IP) in 18 appearances, 8/3-9/23
- Was on the 10-day IL, 8/8-25 (left shoulder impingement); included a rehab assignment to Lehigh Valley, 8/24-25
- Averaged 10.99 SO/9.0 IP (68 SO, 55.2 IP) and had multiple strikeouts in 20 of his appearances
- The Phillies were 40-24 in his 64 appearances

2020

- Appeared in 9 games with TB before going on the IL on 8/15 for the remainder of the regular season with left shoulder inflammation
- Appeared in 2 ALCS games against HOU

2019

- Began the season with 10 consecutive scoreless appearances and posted a 1.04 ERA (2 ER, 17.1 IP) in his first 18 appearances
- Allowed 5 ER in 0.2 IP on 7/3 vs BAL but allowed only 11 ER in his other 29.1 IP (3.38 ERA)
- Was limited to 35 appearances due to a stint on the family medical emergency list (6/2-27) and two stints on the IL, first with a right oblique strain (7/7-8/12) and then with left elbow inflammation (8/25-end of season)

2018

- Led all TB relievers with a 2.39 ERA (17 ER, 64.0 IP) and ranked 2nd with 70 appearances in his first full season in the majors
- His 0.14 HR/9.0 IP (1 HR, 64.0 IP) was the best in the majors (min. 50.0 IP)
- His 32 holds tied teammate Chaz Roe for the AL lead and were 2nd-most in AL history by a LHP
- At 22 years, 312 days, was the youngest TB player to make an Opening Day roster since 2012
- Recorded his first ML save on 4/30 at DET
- From 6/12 through the end of the season, posted a 1.72 ERA (7 ER, 36.2 IP) in 43 appearances
- On 6/26 vs WSH, moved from pitcher to 1st base for one batter and then back to pitcher, becoming the first pitcher in club history to appear at another defensive position
- Earned his first ML win, 7/10 vs DET
- From the start of August through the end of the season, struck out 46.7% (35-75) of batters he faced, allowing only 9 hits and 6 walks
- Held opponents to a .183 AVG (42-229)

2017

- Began season with Montgomery (AA) and was recalled by TB on 5/3, bypassing the triple-A level
- Made his ML debut on 5/3 vs MIA
- Optioned to Durham (AAA) on 6/28 and recalled by TB for his second stint on 8/4
- Made 5 scoreless appearances in his second stint with the club, striking out 9 of 16 batters faced
- On 8/4 vs MIL, struck out all 3 batters he faced on 9 total pitches for an "immaculate inning"

- Optioned to Durham on 8/14 and recalled for the third time on 9/5 for the remainder of the season
- In 25 minor league appearances between Montgomery and Durham, averaged 12.13 SO/9.0 IP (40 SO/29.2 IP)
- Prior to the season, pitched in 3 games for Venezuela in the WBC, including 2.1 innings in a 4-3 comeback win over Italy in a tiebreaker game

2016

- Began season with Bowling Green (A)
- All 10 of his appearances with Bowling Green were 2.0 IP or longer
- Promoted to Charlotte (A) on 5/16
- Posted a 5.56 ERA (14 ER, 22.2 IP) in his first 15 appearances but finished the season with a 2.31 ERA (6 ER, 23.1 IP) over his final 12 outings
- Held LHH to a .184 AVG (14-76) with 1 HR and 28 SO between the two levels
- Was used exclusively in relief for the first time since his 2012 debut season
- Following the season, pitched for La Guaira in the Venezuelan Winter League

2015

- Spent season with Princeton (R)
- Following the season, pitched for La Guaira in the VWL

2014

- Spent season with Gulf Coast League Rays (R), where he started 11 of his 12 games
- Was tied for the team lead in starts and 2nd in strikeouts (46)



2013

- Spent second season with Venezuelan Summer League Rays (R)
- His 10.64 SO/9.0 IP (54 SO, 45.2 IP) was 2nd in the VSL and 1st among VSL starters
- Ranked 4th in the league in ERA (1.97, min. 40.0 IP) and 6th in strikeouts

2012

- Began pro career with VSL Rays, working exclusively in relief

PERSONAL

José Antonio Alvarado... Has one son, Dylan José, and two daughters, Victoria Valentina and Joseannys Darana...
Hobbies: Spending time with family, fishing and hunting...
Signed by: Euclides Vargas and Ronnie Blanco

JOSÉ ALVARADO'S CAREER STATISTICS

YEAR	CLUB	W-L	ERA	G	GS	CG	SHO	SV	IP	H	R	ER	HR	HB	BB	SO	WP	BK	AVG
2012	VSL Rays	2-3	3.81	12	0	0	0	0	26.0	20	14	11	0	4	17	20	11	1	.211
2013	VSL Rays	1-8	1.97	13	13	0	0	0	45.2	41	23	10	2	0	21	54	17	1	.238
2014	GCL Rays	1-5	3.79	12	11	0	0	0	40.1	28	28	17	1	2	29	46	7	1	.190
2015	Princeton	0-2	9.53	5	5	0	0	0	17.0	18	19	18	1	5	13	18	0	0	.300
2016	Bowling Green	2-0	1.46	10	0	0	0	2	24.2	12	5	4	0	1	17	34	4	1	.150
	Charlotte	2-1	3.91	27	0	0	0	0	46.0	38	27	20	1	0	38	51	10	0	.222
2017	Montgomery	2-1	2.38	9	0	0	0	0	11.1	4	3	3	1	0	5	14	1	0	.111
	TAMPA BAY	0-3	3.64	35	0	0	0	0	29.2	24	12	12	1	0	9	29	2	0	.216
	Durham	0-2	3.93	16	0	0	0	1	18.1	11	8	8	1	0	13	26	3	0	.162
2018	TAMPA BAY	1-6	2.39	70	0	0	0	8	64.0	42	21	17	1	1	29	80	2	0	.183
2019	TAMPA BAY	1-6	4.80	35	1	0	0	7	30.0	29	18	16	2	0	27	39	8	0	.254
	Charlotte+	0-0	0.00	1	0	0	0	0	1.0	0	0	0	0	0	0	0	0	0	.000
	Durham+	0-0	3.38	4	0	0	0	0	2.2	2	1	1	1	0	2	3	0	0	.200
2020	TAMPA BAY	0-0	6.00	9	0	0	0	0	9.0	9	7	6	2	2	6	13	3	0	.250
2021	PHILLIES	7-1	4.20	64	0	0	0	5	55.2	42	30	26	5	7	47	68	9	1	.213
	Lehigh Valley+	0-0	0.00	1	1	0	0	0	1.0	0	0	0	0	0	1	1	0	0	.000
2022	PHILLIES	4-2	3.18	59	0	0	0	2	51.0	38	21	18	2	1	24	81	5	0	.203
	Lehigh Valley	1-0	0.00	4	0	0	0	1	4.0	1	0	0	0	0	1	5	0	0	.083
2023	PHILLIES	0-2	1.74	42	0	0	0	10	41.1	30	15	8	3	0	18	64	3	0	.196
	Lehigh Valley+	1-0	0.00	3	0	0	0	0	3.0	2	0	0	0	1	1	4	0	0	.182
	Reading+	0-1	18.00	1	0	0	0	0	1.0	3	2	2	0	0	0	0	0	0	.500
2024	PHILLIES	2-5	4.09	66	0	0	0	13	61.2	49	30	28	6	1	28	63	4	0	.215
Minors Totals		12-23	3.50	118	31	0	0	4	242.0	180	130	94	8	13	158	276	53	4	.206
AL	Totals	2-15	3.46	149	1	0	0	15	132.2	104	58	51	6	3	71	161	15	0	.212
NL	Totals	13-10	3.43	231	0	0	0	30	209.2	159	96	80	16	9	117	276	21	1	.208
ML	Totals	15-25	3.44	380	1	0	0	45	342.1	263	154	131	22	12	188	437	36	1	.210

+ Rehab assignment

ALVARADO'S WILD CARD SERIES STATISTICS

YEAR	CLUB, OPP	W-L	ERA	G	GS	CG	SHO	SV	IP	H	R	ER	HR	HB	BB	SO	WP	BK	AVG
2022	PHI, STL	0-0	13.50	2	0	0	0	0	1.1	1	2	2	1	0	2	0	0	0	.200
2023	PHI, MIA	0-0	0.00	1	0	0	0	0	1.0	1	0	0	0	0	0	2	1	0	.250
WC	Totals	0-0	7.71	3	0	0	0	0	2.1	2	2	2	1	0	2	2	1	0	.222

ALVARADO'S DIVISION SERIES STATISTICS

YEAR	CLUB, OPP	W-L	ERA	G	GS	CG	SHO	SV	IP	H	R	ER	HR	HB	BB	SO	WP	BK	AVG
2022	PHI, ATL	0-0	2.45	3	0	0	0	0	3.2	1	1	1	1	0	0	5	0	0	.083
2023	PHI, ATL	0-0	0.00	3	0	0	0	0	3.0	1	0	0	0	0	2	2	0	0	.100
2024	PHI, NYM	0-0	27.00	1	0	0	0	0	0.2	1	2	2	0	0	2	1	0	0	.333
DS	Totals	0-0	3.68	7	0	0	0	0	7.1	3	3	3	1	0	4	8	0	0	.120

ALVARADO'S LEAGUE CHAMPIONSHIP SERIES STATISTICS

YEAR	CLUB, OPP	W-L	ERA	G	GS	CG	SHO	SV	IP	H	R	ER	HR	HB	BB	SO	WP	BK	AVG
2020	TB, HOU	0-0	0.00	2	0	0	0	0	1.2	1	0	0	0	0	3	4	0	0	.167
2022	PHI, SD	1-0	0.00	3	0	0	0	1	3.0	3	0	0	0	0	2	4	0	0	.231
2023	PHI, ARI	0-0	2.25	4	0	0	0	0	4.0	5	1	1	0	0	1	2	0	0	.333
LCS	Totals	1-0	1.04	9	0	0	0	1	8.2	9	1	1	0	0	6	10	0	0	.265

ALVARADO'S WORLD SERIES STATISTICS

YEAR	CLUB, OPP	W-L	ERA	G	GS	CG	SHO	SV	IP	H	R	ER	HR	HB	BB	SO	WP	BK	AVG
2022	PHI, HOU	0-0	10.80	4	0	0	0	0	3.1	4	4	4	1	2	1	5	1	0	.308

ALVARADO'S WORLD BASEBALL CLASSIC STATISTICS

YEAR	CLUB	W-L	ERA	G	GS	CG	SHO	SV	IP	H	R	ER	HR	HB	BB	SO	WP	BK	AVG
2017	Venezuela	1-0	9.00	3	0	0	0	0	3.0	1	3	3	1	0	3	4	0	0	.111
2023	Venezuela	0-0	0.00	3	0	0	0	1	3.0	3	0	0	0	0	1	5	0	0	.250
WBC Totals		1-0	4.50	6	0	0	0	1	6.0	4	3	3	1	0	4	9	0	0	.190

ALVARADO'S CAREER TRANSACTIONS


- Signed by Tampa Bay Rays as an amateur free agent, March 13, 2012
- On injured list with a right oblique strain, July 7-August 12, 2019; included rehab assignments to Charlotte, August 4-5, and Durham, August 6-12
- On injured list with left elbow inflammation, August 25, 2019 through the remainder of the season
- On injured list with left shoulder inflammation, August 15, 2020 through the remainder of the season; included rehab assignment to alternate training site, September 4-27
- Traded to Philadelphia, December 29, 2020; Los Angeles Dodgers acquired Garrett Cleavinger (lhp) from Philadelphia and Tampa Bay Rays acquired Dillon Paulson (inf) and a player to be named later from Los Angeles Dodgers
- On COVID-related injured list, April 19-25, 2021
- On injured list with a left shoulder impingement, August 8-25, 2021; included rehab assignment to Lehigh Valley, August 24-25
- On injured list with left elbow inflammation, May 8-June 8, 2023; included rehab assignments to Lehigh Valley, June 3-5 and Reading, June 6-8
- On injured list with left elbow inflammation, July 7-August 20, 2023; included rehab assignment to Lehigh Valley, August 15-20

ALVARADO'S CAREER FIELDING

POSITION	PCT	G	PO	A	E	TC	DP
Pitcher	.950	380	12	26	2	40	3
First base	---	1	0	0	0	0	0

ALVARADO'S GAME HIGHS

LOW-HIT CG: N/A... **SHUTOUTS:** N/A... **STRIKEOUTS:** 4 – 3 times, last: 6/16/21 at LAD... **WALKS:** 4 – 2 times, last: 8/20/24 at ATL... **LONGEST OUTING:** 2.0 inn. – 5 times, last: 6/16/21 at LAD... **WINNING STREAK:** 6 games – 4/4-7/17/21... **LOSING STREAK:** 8 games – 8/3/18-7/3/19... **SCORELESS STREAK:** 18.2 inn. – 8/26/22-4/12/23



31

Koyo
AOYAGI

RHP

B-T: R-R

HT: 5-11; **WT:** 190

OPENING DAY AGE: 31

BORN: December 11, 1993, Yokohama, Japan

RESIDES: Osaka, Japan

HOW OBTAINED: Signed by Phillies as a minor league free agent, 1/17/25

Non-Roster Invitee

2024

- Was the Opening Day starter for Hanshin in the Japan Central League and made 12 starts
- Faced 269 batters and allowed only 2 home runs in 61.0 IP (0.30 HR/9.0 IP)

2023

- Went 8-6 in 18 starts for Hanshin
- Started Game 7 of the Japan Series (ND, 0 R, 4.2 IP) as Hanshin won its first title in 38 years

2022

- Led the Central League in wins and ERA
- Named a Central League All-Star for the second consecutive season
- Was named the Opening Day starter for Hanshin

2021

- Named a Central League All-Star and pitched a scoreless inning in Game 2 against the Pacific League
- Led the league in wins (13) & winning percentage (.684) and ranked 2nd in ERA (2.48)
- Was the first pitcher in the Central League to reach 10 wins
- Named monthly MVP for June after recording 4 wins and posting a 1.20 ERA

2020

- Ranked 6th in the Central League with a 3.36 ERA (45 ER, 120.2 IP) over 21 starts for Hanshin

2019

- Named a Central League All-Star and pitched 2.0 scoreless innings in Game 2 as the CL defeated the Pacific League

2018

- Pitched for Hanshin

2017

- Made his first Opening Day roster
- Spent second pro season with Hanshin

2016

- Began pro career with Hanshin
- Became only the third player in Nippon Pro Baseball history to win a debut start in an interleague game, joining Yu Darvish and Kenji Otonari
- Was named the Asia Winter League Pitcher of the Year

PERSONAL

Koyo Aoyagi (pronounced COY-oh ah-oh-YAH-ghee)... Attended Teikyo University (Japan)... Pitched for gold medal-winning Japan in the 2020 Olympics in Tokyo...

Hobbies: Anime and manga... **Signed by:** Tora Otsuka

KOYO AOYAGI'S CAREER STATISTICS

YEAR	CLUB	W-L	ERA	G	GS	CG	SHO	SV	IP	H	R	ER	HR	HB	BB	SO	WP	BK
2016	Hanshin	4-5	3.29	13	12	0	0	0	68.1	41	31	25	1	8	40	52	2	0
2017	Hanshin	4-4	3.22	12	12	0	0	0	64.1	53	32	23	2	10	28	50	0	0
2018	Hanshin	1-1	3.32	4	4	0	0	0	21.2	23	8	8	1	0	6	22	1	0
2019	Hanshin	9-9	3.14	25	25	1	1	0	143.1	145	56	50	14	12	42	100	0	1
2020	Hanshin	7-9	3.36	21	21	1	0	0	120.2	111	51	45	4	5	44	88	2	0
2021	Hanshin	*13-6	2.48	25	25	0	0	0	156.1	143	48	43	11	3	48	104	0	0
2022	Hanshin	*13-4	*2.05	24	24	4	2	0	162.1	126	46	37	7	8	32	132	0	0
2023	Hanshin	8-6	4.57	18	18	0	0	0	100.1	102	54	51	6	9	38	64	3	0
2024	Hanshin	2-3	3.69	12	12	0	0	0	61.0	66	31	25	2	6	21	35	1	1
Japan Totals		61-47	3.08	154	153	6	3	0	898.1	810	357	307	48	61	299	647	9	2

* League leader

AOYAGI'S CAREER TRANSACTIONS

- Signed by Philadelphia as a minor league free agent, January 17, 2025



22 Christian ARROYO

INF
@arroyoc22

B-T: R-R
HT: 6-1; **WT:** 213
OPENING DAY AGE: 29
BORN: May 30, 1995, Tampa, FL
RESIDES: Wesley Chapel, FL
ML SERVICE: 4 years, 166 days
HOW OBTAINED: Signed by Phillies as a minor league free agent, 2/14/25

Non-Roster Invitee

2024

- Was a non-roster invitee to spring training with MIL
- Limited to 30 games with Nashville (AAA) where he hit .237 (.27-114) with 8 doubles, 2 HR, 13 RBI, 9 walks and 19 runs
- Began the season on the minor league IL with a left hand contusion
- Played just 3 games with Nashville before landing back on the IL with a left wrist sprain from 4/26-7/24; included a rehab assignment with ACL Brewers (R)

2023

- Began the year with BOS, hitting .241 (.47-195) with 3 HR and 24 RBI in 66 games
- On the IL with a right hamstring strain, 5/7-6/4; included a rehab assignment to Worcester (AAA)
- Had a career-high 5 hits on 6/20 at MIN
- Spent the remainder of the season with Worcester after being designated for assignment on 8/6

2022

- Made his third straight Opening Day roster and second with BOS
- Set career-high marks in games (87), runs (32), hits (80), doubles (16), XBH (23), RBI (36) & SB (5) and 6 HR tied his career high
- Defensively, appeared in 40 games at 2nd base, 17 games in RF, 14 games at SS, 10 games at 3rd base and 9 games at 1st base
- Had an RBI in 5 straight starts from 5/22-19
- On the COVID-related IL, 6/15-23; included a rehab assignment to Worcester
- On the IL again, 7/9-29, with a left groin strain; included a rehab assignment to Portland (AA)
- Slashed .329/.355/.451 in 45 games from 7/30-end of season compared to .224/.278/.362 in his first 42 games; his .329 AVG in that span ranked 8th in MLB (min. 150 PA)
- Tallied a career-high 8-game hitting streak from 8/4-13 (.400/.438/.600)
- Earned the Unsung Hero Award from the Boston Baseball Writers

2021

- Made his second career Opening Day roster in his first full season in the BOS organization
- Ranked 4th among AL 2nd basemen with 5 defensive runs saved (min. 300.0 inn.) and he did not commit an error in 171 total chances at 2nd base
- His 6 HR were a career high and BOS was 7-0 in games when he homered, including the postseason

- Made his first career pitching appearance on 6/13 vs TOR (1.0 IP, H, 2 R, BB)
- Hit his first career grand slam on 6/16 at ATL; was the first pinch-hit grand slam by a BOS player since 2013 (Mike Carp)
- Had 4 stints on the IL: 5/7-24 (left hand contusion), 6/21-7/4 (right knee contusion), 7/19-8/22 (left hamstring strain) and 8/27-9/20 (COVID); each included a rehab assignment to Worcester
- Made his postseason debut, starting all 11 games at 2nd base and batted .237 (.9-38)
- Hit his first career postseason HR on 10/18 in Game 3 of the ALCS vs HOU

2020

- Began the year with CLE, making his first career Opening Day roster
- Appeared in 1 game on 7/26 at KC before being designated for assignment on 8/6
- Claimed off waivers by BOS on 8/13
- On the COVID-related IL, 8/14-18
- Played in 15 of the club's final 18 games after being recalled on 9/8
- Hit safely in 7 of his first 9 games with BOS, hitting .303 (10-33) with a .949 OPS, 1 double, 3 HR and 8 RBI
- Collected a career-high 4 RBI on 9/18 vs NYY

2019

- Had 3 stints with TB before being placed on the IL with right forearm tendinitis on 6/13 through the remainder of the season
- Opened the season with TB after being recalled for the first time on 4/1
- Homered in consecutive games for the first time in his career, 6/1-2 vs MIN
- Recorded a .984 OPS in 33 games with Durham (AAA)
- Traded to CLE on 7/28

2018

- Played in 20 games with TB in his first year in the organization
- Made starts at 2nd base (8), 3rd base (7) and designated hitter (1)
- From 5/17-18, became the first player to begin his TB career with consecutive multi-hit games since Drew Sutton (3) in 2012
- On the IL with a left oblique strain from 6/16-7/14; included rehab assignments to Charlotte (A) and Durham
- On the minor league IL three times with Durham: 4/15-30 (right calf strain), 7/30-8/15 (concussion) and 9/2-18 (left hamstring strain)

2017

- Began and ended the year with Sacramento (AAA) but also played 34 games for SF
- Made his ML debut on 4/24 vs LAD and was the first SF player to start in his debut before turning 22 years old since Madison Bumgarner in 2009
- Became the youngest player to start at third base for SF since Matt Williams in 1987
- Was the first player drafted out of high school in the 2013 Draft class to debut, one day before Cody Bellinger
- Tallied his first career hit on 4/25 vs LAD, a single off Clayton Kershaw
- Hit his first career HR on 4/26 vs LAD off Sergio Romo
- On the minor league IL twice, 6/15-30 with a left hand contusion and 7/2-end of season with a left hand fracture
- Following the season, played for Leones del Escogido of the Dominican Winter League

2016

- Spent the entire season with Richmond (AA) and was named an Eastern League midseason All-Star
- Following the season, was ranked by MLB.com as the No. 1 prospect in the SF organization and by *Baseball America* as SF's No. 4 prospect and best hitter for average

2015

- Named a SF MiLB Organization All-Star and California League postseason All-Star after spending the entire season with San Jose (A)
- Played for Scottsdale in the Arizona Fall League following the season and was named an AFL Rising Star and to the AFL All-Prospect Team
- On the minor league IL with a left oblique strain, 4/16-5/29

2014

- Split his second pro season between Salem-Keizer (A) and Augusta (A)
- Named a Northwest League midseason All-Star and NWL Player of the Week, 8/4-10
- On the minor league IL with a right thumb injury, 5/11-7/1
- Following the season, ranked the No. 2 prospect in the SF organization according to *Baseball America*

2013

- Named Arizona League Most Valuable Player, Topps AZL Player of the Year and an AZL postseason All-Star in his first pro season with the AZL Giants (R)
- Led the AZL in runs (47), doubles (18), RBI (39), SLG (.511) and OPS (.899)

PERSONAL

Christian Israel Arroyo... Married, wife's name is Jessica; has one daughter, Ellison... 2013 graduate of Hernando High School (FL)... Named the state's Class 5A Player of the Year in 2013... Committed to the University of Florida prior to being drafted... Received Most Valuable Player honors as he helped Team USA win gold at the 2012 International Baseball Federation's 18U World Championships in Seoul, South Korea... His mother, Kim, raised him alone from age 2-12 and could be considered his first hitting coach; she threw him batting practice while eight months pregnant in preparation for the U.S. National Team tryouts... Not related to former pitcher Bronson Arroyo, but both attended Hernando High School (not simultaneously) and are friends... **Hobbies:** Music, playing the drums and fishing...

Signed by: Mike Metcalf

CHRISTIAN ARROYO'S CAREER STATISTICS

YEAR	CLUB	AVG	G	AB	R	H	2B	3B	HR	RBI	SH	SF	HP	BB	SO	SB	CS	OBP	SLG	OPS	E
2013	AZL Giants	.326	45	184	*47	60	*18	5	2	*39	0	4	2	19	32	3	2	.388	*.511	*.899	8
2014	Salem-Keizer	.333	58	243	39	81	14	2	5	48	0	4	2	18	31	6	1	.378	.469	.847	10
	Augusta	.203	31	118	10	24	3	1	1	14	1	2	0	4	22	1	2	.226	.271	.497	4
2015	San Jose	.304	90	381	48	116	28	2	9	42	2	2	5	19	73	5	3	.344	.459	.803	15
2016	Richmond	.274	119	474	57	130	36	1	3	49	4	7	3	29	72	1	1	.316	.373	.689	18
2017	Sacramento	.396	25	91	18	36	7	0	4	16	0	0	5	6	12	2	0	.461	.604	1.065	4
	SAN FRANCISCO	.192	34	125	9	24	5	0	3	14	0	1	1	8	32	1	2	.244	.304	.548	3
2018	Durham	.235	46	170	19	40	12	0	2	20	0	0	4	8	32	2	3	.286	.341	.627	2
	TAMPA BAY	.264	20	53	5	14	2	1	1	6	0	0	0	6	16	0	0	.339	.396	.735	1
	Charlotte+	.000	2	7	0	0	0	0	0	0	0	0	0	2	0	0	0	.000	.000	.000	0
2019	TAMPA BAY	.220	16	50	8	11	2	0	2	7	1	0	1	5	18	0	0	.304	.380	.684	2
	Durham	.314	33	121	21	38	9	1	8	29	0	0	1	12	26	1	0	.381	.603	.984	5
2020	CLEVELAND	---	1	0	0	0	0	0	0	0	0	0	0	0	0	0	0	---	---	---	0
	BOSTON	.240	14	50	7	12	1	0	3	8	0	0	0	4	11	0	0	.296	.440	.736	0
	CLE/BOS	.240	15	50	7	12	1	0	3	8	0	0	0	4	11	0	0	.296	.440	.736	0
2021	BOSTON	.262	57	164	22	43	12	0	6	25	1	0	7	8	44	1	0	.324	.445	.769	0
	Worcester+	.091	11	33	4	3	1	0	0	2	0	1	2	2	12	1	0	.184	.121	.305	0
2022	BOSTON	.286	87	280	32	80	16	1	6	36	2	2	3	13	49	5	1	.322	.414	.736	3
	Worcester+	.000	2	6	0	0	0	0	0	0	0	0	0	0	3	0	0	.000	.000	.000	0
	Portland+	.500	2	4	1	2	0	0	0	2	0	0	0	2	0	1	0	.667	.500	1.167	0
2023	BOSTON	.241	66	195	23	47	16	0	3	24	1	2	1	7	45	1	3	.268	.369	.637	2
	Worcester	.138	18	65	5	9	2	0	0	2	0	0	0	6	12	1	0	.211	.169	.380	2
2024	Nashville	.237	30	114	19	27	8	0	2	13	0	2	3	9	32	1	1	.305	.360	.665	3
	ACL Brewers	.143	7	21	3	3	0	0	0	1	0	0	2	2	7	0	0	.280	.143	.423	0
Minors Totals		.280	519	2032	291	569	138	12	36	277	7	22	29	136	368	25	13	.331	.413	.744	71
AL	Totals	.261	261	792	97	207	49	2	21	106	5	4	12	43	183	7	4	.308	.408	.716	8
NL	Totals	.192	34	125	9	24	5	0	3	14	0	1	1	8	32	1	2	.244	.304	.548	3
ML	Totals	.252	295	917	106	231	54	2	24	120	5	5	13	51	215	8	6	.299	.394	.693	11

* League leader

+ Rehab assignment

ARROYO'S WILD CARD SERIES STATISTICS

YEAR	CLUB, OPP	AVG	G	AB	R	H	2B	3B	HR	RBI	SH	SF	HP	BB	SO	SB	CS	OBP	SLG	OPS	E
2021	BOS, NYY	.000	1	3	0	0	0	0	0	0	0	0	0	0	1	0	0	.000	.000	.000	0

ARROYO'S DIVISION SERIES STATISTICS

YEAR	CLUB, OPP	AVG	G	AB	R	H	2B	3B	HR	RBI	SH	SF	HP	BB	SO	SB	CS	OBP	SLG	OPS	E
2021	BOS, TB	.313	4	16	1	5	1	0	0	0	1	0	0	0	2	0	0	.313	.375	.688	0

ARROYO'S LEAGUE CHAMPIONSHIP SERIES STATISTICS

YEAR	CLUB, OPP	AVG	G	AB	R	H	2B	3B	HR	RBI	SH	SF	HP	BB	SO	SB	CS	OBP	SLG	OPS	E
2021	BOS, HOU	.211	6	19	3	4	0	1	1	3	1	0	0	0	4	0	0	.211	.474	.685	0

ARROYO'S CAREER TRANSACTIONS

- Selected by San Francisco Giants in 1st round (25th overall) of 2013 MLB Draft
- Traded to Tampa Bay Rays with Matt Krook (lhp), Denard Span (of) and Stephen Woods Jr. (rhp) for Evan Longoria (inf), December 20, 2017
- On injured list with a left oblique strain, June 16-July 14, 2018; included rehab assignments to Charlotte, July 9-11, and Durham, July 12-14
- On injured list with right forearm tendinitis, June 13, 2019 through the remainder of the season
- Traded to Cleveland Indians with Hunter Wood (rhp) for Ruben Cardenas (of) and international bonus pool money, July 28, 2019
- Claimed off waivers by Boston Red Sox, August 13, 2020
- On COVID-related injured list, August 14-18, 2020
- On injured list with a left hand contusion, May 7-24, 2021; included rehab assignment to Worcester, May 21-24
- On injured list with a right knee contusion, June 21-July 4, 2021; included rehab assignment to Worcester, July 1-4
- On injured list with a left hamstring strain, July 19-August 22, 2021; included rehab assignment to Worcester, August 17-22
- On COVID-related injured list, August 27-September 20, 2021; included rehab assignment to Worcester, September 16-20
- On COVID-related injured list, June 15-23, 2022; included rehab assignment to Worcester, June 21-23
- On injured list with a left groin strain, July 9-29, 2022; included rehab assignment to Portland, July 27-29
- On injured list with a right hamstring strain, May 7-June 4, 2023; included rehab assignment to Worcester, May 26-June 4
- Signed by Milwaukee Brewers as a minor league free agent, January 31, 2024
- Signed by Philadelphia as a minor league free agent, February 14, 2025

ARROYO'S CAREER FIELDING

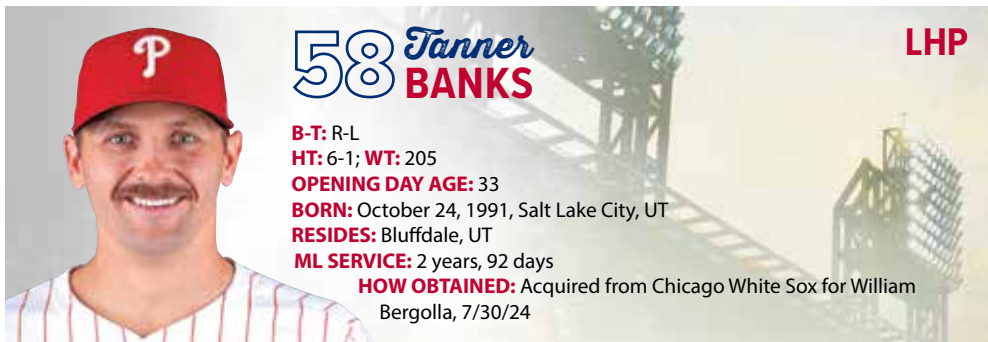
POSITION	PCT	G	PO	A	E	TC	DP
Second base	.996	177	282	395	3	680	112
Third base	.959	57	29	88	5	122	11
Shortstop	.963	32	32	47	3	82	6
Outfield	1.000	17	18	1	0	19	0
First base	1.000	10	43	0	0	43	0
Pitcher	---	1	0	0	0	0	0

ARROYO'S GAME HIGHS

HITS: 5 – 6/20/23 at MIN... **RUNS:** 2 – 9 times, last: 6/16/23 vs NYY... **DOUBLES:** 2 – 3 times, last: 7/8/23 vs OAK... **TRIPLES:** 1 – 2 times, last: 7/30/22 vs MIL... **HOME RUNS:** 1 – 24 times, last: 6/20/23 at MIN... **RBI:** 4 – 4 times, last: 6/20/23 at MIN... **WALKS:** 2 – 8 times, last: 8/13/22 vs NYY... **STOLEN BASES:** 2 – 8/25/22 vs TOR... **HITTING STREAK:** 8 games – 8/4-13/22

ARROYO'S NOTABLE HOMERS

GRAND SLAMS: 1 – 6/16/21 at ATL (A.J. Minter)... **INSIDE-THE-PARK HR:** None... **LEADOFF HR:** None... **PINCH HR:** 1 – 6/16/21 at ATL (A.J. Minter)... **WALK-OFF HR:** None



2024

- Set career highs in games (63), IP (72.1), holds (8) and SO (78) in his first full season in the majors between CWS and the Phillies
- Held lefties to a .232/.273/.339 slash line (.612 OPS) with 37 SO
- Posted a 3.29 ERA (15 ER, 41.0 IP) over his final 38 games beginning on 6/13; had a 4.88 ERA (17 ER, 31.1 IP) in his first 25 games
- As a reliever: 2-1, 2 SV, 3.67 ERA (28 ER, 68.2 IP) with 72 SO in 61 games; made 2 starts: 0-2, 9.82 ERA (4 ER, 3.2 IP)
- Worked more than 1.0 inning 21 times and 2.0 or more innings 10 times
- Recorded a career-high 2 saves, both for CWS and both in extra innings on 5/4 at STL and 6/13 at SEA
- Acquired via trade from CWS on 7/30
- Reported to the club on 7/31 and made his Phillies debut that day vs NYY
- Made his postseason debut in NLDS Game 1 vs NYM on 10/5

2023

- Spent majority of the season with CWS (32 games) and appeared in 13 games for Charlotte (AAA)
- Held lefties to a .205 AVG (17-83)
- Went 1-2, 3.91 ERA (22 ER, 50.2 IP) in 29 games as a reliever and was 0-2, 6.97 ERA (8 ER, 10.1 IP) in 3 starts
- Began the season with Charlotte and made 3 appearances before being recalled by CWS on 4/14
- Made his season debut on 4/15 vs BAL (1.0 IP)
- Optioned to Charlotte on 4/26 before being recalled on 6/11
- Struck out a season-high 4 batters three times: 6/16 at SEA (2.2 IP), 6/25 vs BOS (2.2 IP) and 7/8 vs STL (2.0 IP)
- Made his first career start on 6/19 vs TEX (L, 3.2 IP, 3 ER)
- Recorded his only hold of the season on 7/28 vs CLE (3.0 IP)
- Made 7 consecutive scoreless appearances (10.2 IP) from 8/27-9/16
- Earned his first career save on 9/16 vs MIN (0.2 IP)
- Ended the season with 9 scoreless appearances over his final 10 games (1-1, 1 SV, 1.26 ERA, 2 ER, 14.1 IP, 12 SO)

2022

- Made his ML debut on 4/10 at DET, appearing in 35 games over 5 stints with CWS; also appeared in 9 games for Charlotte
- Began his ML career with a 7-game scoreless streak (12.2 IP) from 4/10-30

- Extended his scoreless IP streak to 13.2 after working a scoreless 8th inning on 5/1 vs LAA; allowed 2 runs in the 9th to end the streak
- At age 30, became the first CWS player to make his ML debut at age 30-plus since Junior Guerra in 2015 (Elias)
- Retired all 11 batters faced over a season-high 4.0 scoreless IP in game 1 of a DH on 4/20 at CLE
- Earned his first ML victory on 7/1 at SF
- Recorded his second win on 9/18 at DET, striking out a career-high 5 batters over 3.0 IP

2021

- Made 25 appearances (5 GS) in his first full season at Charlotte
- Posted a 3.94 ERA (21 ER, 48.0 IP) in 20 relief outings and had a 6.94 ERA as starter
- Averaged 10.56 SO/9.0 IP (70 SO, 59.2 IP)

2020

- Did not pitch

2019

- Went 6-7, 4.19 ERA (59 ER, 126.2 IP) in 30 appearances (21 GS) between Charlotte and Birmingham (AA)
- Ranked among the Southern League leaders in IP (7th, 123.1), WHIP (8th, 1.23) and ERA (10th, 4.23)

2018

- Combined to go 12-7, 2.59 ERA (42 ER, 146.0 IP) and 100 SO over 23 starts between Winston-Salem (A) and Birmingham
- Following the season, appeared in 6 games (5 GS) with Glendale in the Arizona Fall League (2-1, 4.43 ERA)

2017

- Split the season between Winston-Salem and Birmingham and combined to go 10-11, 4.28 ERA (67 ER, 141.0 IP), 1 SHO and 113 SO over 26 games (25 GS)
- Recorded a shutout on 6/13 vs Down East (9.0 IP, 5 H, 2 BB, 6 SO)

2016

- Named an Organization All-Star by MiLB.com after going 12-7, 3.50 ERA (62 ER, 159.1 IP) and 116 SO in 27 starts between Kannapolis (A) and Winston-Salem
- Led all CWS minor leaguers in wins, was T-5th in SO and 6th in ERA
- Named a South Atlantic League midseason All-Star
- Earned SAL Pitcher of the Week for the period of 4/18-24

2015

- Went 5-5, 2.71 ERA (26 ER, 86.1 IP) in 22 appearances (14 GS) with Great Falls (R) and Kannapolis
- Led the Pioneer League in ERA (2.51) & WHIP (1.02) and ranked 3rd in IP (75.1) & OPP AVG (.248)
- Was a PL midseason and postseason All-Star; was the starting pitcher for the PL All-Star team
- Earned PL Pitcher of the Week honors twice: 7/13-19 and 8/31-9/6

2014

- Began pro career and combined to go 1-1, 1.48 ERA (4 ER, 24.1 IP) and 33 SO in 15 relief appearances between Arizona League White Sox (R) and Kannapolis

PERSONAL

Tanner Pierce Banks... Married, wife's name is Chandler; has two sons, Pierce and Beckham... 2014 graduate of University of Utah... 2010 graduate of Riverton High School (UT)... In 2023, assisted children and young adults with disabilities in a game of "Miracle League" baseball at Guaranteed Rate Field; pitched and helped the participants with at-bats... **Hobby:** Hiking... **Signed by:** John Kazanas

TANNER BANKS' CAREER STATISTICS

YEAR	CLUB	W-L	ERA	G	GS	CG	SHO	SV	IP	H	R	ER	HR	HB	BB	SO	WP	BK	AVG
2014	AZL White Sox	1-1	1.64	14	0	0	0	3	22.0	14	4	4	0	0	6	31	0	0	.184
	Kannapolis	0-0	0.00	1	0	0	0	0	2.1	2	0	0	0	0	0	2	0	0	.222
2015	Great Falls	5-5	*2.51	14	14	0	0	0	75.1	71	31	21	3	2	6	38	2	0	.248
	Kannapolis	0-0	4.09	8	0	0	0	1	11.0	14	9	5	0	0	3	5	1	0	.304
2016	Kannapolis	6-3	2.87	11	11	1	1	0	69.0	58	25	22	5	0	14	51	3	0	.228
	Winston-Salem	6-4	3.99	16	16	2	0	0	90.1	106	46	40	5	1	17	65	6	0	.291
2017	Winston-Salem	7-3	3.05	14	14	1	1	0	85.2	75	32	29	2	1	21	72	2	1	.233
	Birmingham	3-8	6.18	12	11	0	0	0	55.1	76	45	38	8	2	16	41	2	1	.323
2018	Winston-Salem	8-2	2.54	13	13	1	0	0	85.0	81	33	24	3	1	17	56	2	1	.253
	Birmingham	4-5	2.66	10	10	0	0	0	61.0	59	23	18	5	3	15	44	2	0	.258
2019	Birmingham	5-7	4.23	28	21	0	0	1	123.1	131	67	58	12	5	21	85	0	0	.271
	Charlotte	1-0	2.70	2	0	0	0	0	3.1	5	2	1	0	0	1	3	0	0	.357
2020	Did not pitch																		
2021	Charlotte	3-3	4.53	25	5	0	0	0	59.2	69	33	30	10	1	13	70	1	0	.289
2022	CHICAGO-AL	2-0	3.06	35	0	0	0	0	53.0	42	25	18	5	1	18	49	2	0	.213
	Charlotte	0-1	2.65	9	2	0	0	0	17.0	17	5	5	1	1	5	24	0	0	.258
2023	Charlotte	2-0	3.13	13	0	0	0	0	23.0	27	8	8	3	0	3	30	0	0	.303
	CHICAGO-AL	1-4	4.43	32	3	0	0	1	61.0	59	32	30	10	4	16	51	1	0	.254
2024	CHICAGO-AL	2-2	4.13	41	1	0	0	2	48.0	47	30	22	5	2	15	55	0	0	.257
	PHILLIES	0-1	3.70	22	1	0	0	0	24.1	22	11	10	1	1	10	23	0	0	.234
	CWS/PHI	2-3	3.98	63	2	0	0	2	72.1	69	41	32	6	3	25	78	0	0	.249
Minors Totals		51-42	3.48	190	117	5	2	5	783.1	805	363	303	57	17	158	617	21	3	.266
AL	Totals	5-6	3.89	108	4	0	0	3	162.0	148	87	70	20	7	49	155	3	0	.242
NL	Totals	0-1	3.70	22	1	0	0	0	24.1	22	11	10	1	1	10	23	0	0	.234
ML	Totals	5-7	3.86	130	5	0	0	3	186.1	170	98	80	21	8	59	178	3	0	.241

* League leader

BANKS' DIVISION SERIES STATISTICS

YEAR	CLUB, OPP	W-L	ERA	G	GS	CG	SHO	SV	IP	H	R	ER	HR	HB	BB	SO	WP	BK	AVG
2024	PHI, NYM	0-0	9.00	1	0	0	0	0	1.0	2	1	1	0	0	0	2	0	0	.400

BANKS' CAREER TRANSACTIONS

- Selected by Chicago White Sox in 18th round of 2014 MLB Draft
- Traded to Philadelphia for William Bergolla, July 30, 2024

BANKS' CAREER FIELDING

POSITION	PCT	G	PO	A	E	TC	DP
Pitcher	.889	130	8	16	3	27	0

BANKS' GAME HIGHS

LOW-HIT CG: N/A... **SHUTOUTS:** N/A... **STRIKEOUTS:** 5 – 2 times, last: 4/8/24 at CLE... **WALKS:** 3 – 2 times, last: 7/20/24 at KC... **LONGEST OUTING:** 4.0 inn. – 2 times, last: 6/30/23 at OAK... **WINNING STREAK:** 2 games – 2 times, last: 6/8-29/24... **LOSING STREAK:** 4 games – 6/16-9/20/23... **SCORELESS STREAK:** 13.2 inn. – 4/10-5/1/22



B-T: R-R
HT: 6-5; **WT:** 225
OPENING DAY AGE: 28
BORN: August 3, 1996, Omaha, NE
RESIDES: Clearwater, FL
ML SERVICE: 4 years, 106 days
HOW OBTAINED: Selected by Phillies in 1st round (3rd overall) of 2018 MLB Draft

2024

- Earned his first career All-Star selection via fan vote and was the first Phillies 3rd baseman to be elected since Placido Polanco in 2011; started at 3rd base for the NL and went 1-for-2 on 7/16 at Globe Life Field
- Named a Silver Slugger Award finalist for the first time in his career
- Ranked 2nd in the NL in doubles (44) & RBI with RISP (80), 9th in RBI (97) and T-9th in game-winning RBI (13)
- Set new single-season career highs in doubles, extra-base hits (61) and stolen bases (5), while tying his career high in RBI
- Ranked T-6th among NL 3rd basemen with 3 outs above average
- Lost by 1 HR in the semi-finals of the HR Derby via swing-off vs Teoscar Hernández – his 21 HR in the first round were tied for the most of the 8 participants
- Was the first Phillies 3rd baseman with 40+ doubles in a season since Scott Rolen's franchise record (by a 3B) of 45 in 1998
- His 33 doubles prior to the All-Star break were the 2nd-most by any Phillie all time (Chase Utley, 34 in 2007)
- Was the first Phillies 3rd baseman ever with 70 RBI before the All-Star break
- Led all Phillies batters with three 4-hit games (4/24 at CIN, 6/24 at DET, 9/20 at NYM)
- Named NL Player of the Week for the first time in his career on 4/29; hit .567 (17-30) with HR, 8 doubles, 8 RBI, 1 walk, 6 runs and a 1.514 OPS in 7 games
- His 28 RBI in April were a franchise record for the month while his 12 doubles were 2nd-most in club history behind Chase Utley (13 in April 2007)
- Hit a 3-run HR in each of his first 2 PA on 4/19 vs CWS for a career-high-tying 6 RBI, the first Phillie to accomplish such a feat since 5/16/08 (Jayson Werth)
- Had an XBH in a career-high 8 straight games from 4/21-28, the longest such streak by a Phillies batter since Chase Utley from 5/25-6/3/08 (9 games)
- His career-high 18-game hitting streak from 4/16-5/5 (.464/.500/.754, 1.254 OPS) was the longest by a Phillie since Odúbel Herrera from 7/28-9/8/17 (21 G)
- Had an RBI in a career-high 5 straight games from 6/12-17
- Was the first Phillies infielder with a 36-game on-base streak (7/7-8/20) since Jimmy Rollins in 2005-06 (38 G) and it was the longest by any Phillie since Odúbel Herrera in 2017-18 (45 G)
- On the 10-day IL from 9/3-14 with a left hand strain; went 2-for-4 with a 2B in 1 rehab game for Lehigh Valley (AAA)
- In the postseason, appeared in all 4 games (3 starts) of the NLDS vs NYM

2023

- Set new single-season career highs in home runs (20), RBI (97) and walks (42)
- Ranked T-3rd in MLB (2nd in NL) with 52 hits with RISP and T-2nd in MLB (T-1st NL) with 25 hits with 2 outs and RISP
- Defensively, led the team at two positions, playing 90 games (80 starts) at 3rd base and 80 games (59 starts) at 1st base
- Collected 3 walk-off hits, the most on the team; singles on 5/24 vs ARI, 7/25 vs BAL and 9/22 vs NYM
- Made his third straight Opening Day roster and slugged his first career Opening Day HR on 3/30 at TEX
- Reached base safely in 17 straight games to start the season
- Hit safely in 11 straight games (.364, 16-44) from 4/7-18 (gm 1)
- Had a streak of 7 straight 2-run HR from 5/15-8/5, tied with Ed Delahanty (1895-96) for the longest such streak in Phillies history
- Spent time on the 10-day IL from 5/31-6/10 with a left hamstring strain
- Had multiple hits in a season-high 4 straight games (6/12-16) and scored in a career-high 6 straight games from 7/7-15 (gm 2)
- From 6/30 to the end of the regular season, slashed .365/.412/.527 (.939 OPS) with 36 RBI in 85 plate appearances with RISP
- Talled his 3rd career multi-HR game on 7/1 vs WSH, also his second career-high-tying 6-RBI game of 2023 (also, 4/10 vs MIA)
- Tied his career high with 4 hits in a game twice, 7/1 vs WSH and 8/2 at MIA
- Hit his second career postseason HR in Game 7 of the NLCS on 10/24 vs ARI (Brandon Pfaadt)

2022

- Among all NL players, ranked 1st in SF (10), 4th in singles (124), T-8th in multi-hit games (46), 9th in AVG (.280) & hits (164) and 10th in AB (586)
- His 10 sacrifice flies were the most by a Phillie in a season since 2001, when Scott Rolen had 12
- Tied Kyle Schwarber for the team lead in go-ahead RBI (21)
- Posted a .352/.394/.541 slash line (.935 OPS) in 175 PA against LHP
- Made his second career Opening Day roster (also: 2021)
- Batted leadoff for the first time in his career on 5/4 vs TEX
- Slugged his first career game-tying HR in the 9th inning or later of a game on 6/7 at MIL (Josh Hader)
- Recorded his first career multi-HR game on 7/8 at STL with a pair of solo homers against Adam Wainwright

- Was on the restricted list, 7/12-13
- Had a 14-game hitting streak from 7/8-29, during which he posted a .471/.491/.647 slash line (1.138 OPS)
- Led MLB with a .434 AVG in July (min. 50 PA); became the first Phillies player to hit over .430 in any calendar month (min. 50 PA) since Pat Burrell hit .435 in July 2007
- On 8/21 vs NYM, logged his second career multi-HR game (other: 7/8 at STL) and collected a career-high 6 RBI
- His 19 RBI in August were his most ever in a single calendar month (previous: 16 RBI in September 2020)
- Hit .301 (100-332) in his final 84 games of the regular season (beginning 6/24); his .301 AVG in that span ranked 5th in the NL (min. 275 PA)
- From 7/5-end of the regular season, slashed .321/.352/.487 (.839 OPS) in 88 PA with RISP
- Made his first career postseason appearance in Game 1 of the NLWCS at STL on 10/7 (started at 3rd base; 1-3, 2B, RBI, HBP)
- Became just the second player in franchise history age 26 or younger to collect an XBH in his postseason debut, joining Greg Luzinski (25), who doubled in Game 1 of the NLCS on 10/9/76 vs CIN
- Made his first career WS appearance in Game 1 on 10/28 at HOU (1-5, 2B, 2 RBI) and became the youngest Phillie (26 years, 86 days) ever with multiple RBI in a WS game
- His HR in Game 3 of the WS vs HOU (Lance McCullers Jr.) on 11/1 was the 1,000th HR hit in the history of the Fall Classic
- Hit safely in 5 of his 6 World Series games
- His 6 extra-base hits in the postseason were the most in franchise history by a 3rd baseman (primary position) in a single postseason

2021

- Made his first career Opening Day roster
- Was the Phillies' nominee for the Roberto Clemente Award
- Had an 8-game hitting streak (.379), 6/8-16
- Walked 12 times in 14 games from 6/28-7/24
- Had a career-high 3 walks on 6/29 vs MIA
- Batted .320 (24-75) with an .880 OPS in 23 games (85 PA) from 7/5-8/8
- Was on the COVID-related IL, 7/11-22, and appeared in one game on a rehab assignment with Lehigh Valley
- Was optioned to Lehigh Valley on 8/22 and recalled on 9/28; batted .429 (6-14) with 3 doubles, 1 HR and 2 RBI in his last 3 games with Lehigh Valley (9/24-26)
- Posted a .289/.358/.438 slash line in 137 plate appearances against LHP

2020

- Finished T-2nd (74 points) for NL Rookie of the Year as voted on by the Baseball Writers' Association of America
- Was a finalist for MLBPA's NL Outstanding Rookie of the Year
- Selected to MLB All-Rookie team by *Baseball America*
- Ranked T-9th in the NL in multi-hit games (18)
- Among all NL rookies, finished 1st in hits (54), multi-hit games (18) & RBI (23), T-1st in GA RBI (4), GW RBI (4) & SF (2), 2nd in doubles (11), runs (24), total bases (77) & XBH (15), 4th in BB (16), T-4th in HR (4) and 6th in games (44)
- Among all ML rookies (min. 165 PA), finished 1st in AVG (.338), OBP (.400), SLG (.481) and OPS (.881)
- His 138 OPS+ was the 2nd-highest in franchise history by a rookie infielder (min. 180 PA) behind only Dick Allen's 163 OPS+ in 1964
- Batted .452 (19-42) with 3 doubles, 18 RBI, 8 walks, 2 sac flies and a 1.043 OPS with RISP
- His .452 AVG with RISP ranked 1st in MLB (min. 35 PA)

- Ranked 5th in the majors with a .338 AVG (min. 180 PA)
- Had his contract selected by the Phillies on 8/13
- Made his ML debut on 8/13 vs BAL and started at 3rd base (1-4, 2B); doubled off Thomas Eshelman in his first ML plate appearance
- Slugged his first career HR on 8/23 at ATL (Josh Tomlin)
- Had the second-highest OBP (.462) by a Phillies player through 10 games to begin a career since 1900 (min. 35 PA), trailing only Pinky May (.525 OBP) in 1939
- Slashed .333/.404/.489 in his first 40 career games
- Hit safely in 18 of his final 20 games of the season (.392 AVG; beginning 9/10), including 11 multi-hit games in that span
- His 40 hits in September ranked 2nd in MLB, trailing only ATL's Marcell Ozuna (41)
- Became the first Phillies rookie with at least 40 hits in a calendar month since Marlon Byrd (40) in July 2003
- Made 44 starts: 37 at 3rd base, 6 at 1st base and 1 as the designated hitter

2019

- Won the Paul Owens Award as the best player in the Phillies minor league system
- Among all Phillies minor leaguers (min. 375 PA), finished 1st in OBP (.378), SLG (.518) & OPS (.896), T-1st in HR, 2nd in AVG (min. 375 PA), hits, RBI & runs scored, T-2nd in doubles and T-4th in walks
- In the All-Star Futures Game at Progressive Field, started at 3rd base and batted cleanup for the NL Team
- Selected as a Florida State League midseason All-Star, despite playing in only 40 games with Clearwater (A)
- Named Phillies Minor League Hitter of the Month for April and Phillies Minor League Defender of the Month for May
- Chosen as Phillies Minor League Co-Player of the Week, 4/22-28
- Began season with Lakewood (A), where he reached base safely in 21 of his 22 games
- Finished the year at Reading (AA), helping the club clinch the Eastern Division second-half title
- Ranked T-1st in the Eastern League in HR (11) following the league's All-Star break
- Defensively in the regular season, made 82 starts at 3rd base and 23 at 1st base
- Following the season, played for Scottsdale in the Arizona Fall League and slashed .361/.397/.528 in 19 games
- Chosen to participate in the AFL's Fall Stars Game
- Played for the United States in the World Baseball Softball Confederation's Premier 12 tournament
- Selected to *Baseball America's* Minor League All-Star Second Team
- Following the season, was named the No. 2 prospect in the Phillies minor league system and No. 28 in baseball by *Baseball America*

2018

- Began professional career with Gulf Coast League Phillies West (R)
- Tripled in his first pro game, 6/19 vs GCL Yankees East
- Spent majority of the season with Williamsport (A)
- Was on the injured list from 7/12-8/19 with a left shin contusion; included rehab assignments at GCL Phillies East and West
- At Williamsport, hit .342 (13-38) with a double, a triple and 12 RBI with RISP
- Batted .289 (11-38) over his final 10 games of the season
- Participated in Florida Instructional League
- Following the season, was named the No. 2 prospect in the Phillies minor league system by *Baseball America*

PERSONAL

Alec Daniel Bohm (pronounced BOME)... 2015 graduate of Roncalli Catholic High School (NE)... Played in 2015 Perfect Game National Pre-Draft Showcase... Attended Wichita State University (KS)... Batted .339 (76-224), 14 2B, 3B, 16 HR, 55 RBI, 39 BB, 57 R, 9 SB, .436 OBP and .625 SLG during his junior season at Wichita State... At the time Wichita State's season ended, led the American Athletic Conference in home runs, pacing the Shockers for the second straight year; also led the AAC in runs, tied for first in total bases (140) and finished in the top five in hits, RBI, OBP and SLG... Named a *Baseball America* Second-Team All-American, as well as a semifinalist for both the Dick Howser Trophy (given to the nation's college player of the year) and the Golden Spikes Award... Left Wichita State with a career .317 AVG, 40 2B, 33 HR and 125 RBI in 166 games over three seasons... In 2021, was the recipient of the Phillies Community Service Award and the club's nominee for the Roberto Clemente Award...

Hobbies: Playing video games, going to the beach, hanging out with friends and watching sports... **Signed by:** Justin Munson

ALEC BOHM'S CAREER STATISTICS

YEAR	CLUB	AVG	G	AB	R	H	2B	3B	HR	RBI	SH	SF	HP	BB	SO	SB	CS	OBP	SLG	OPS	E
2018	GCL Phillies-W	.391	7	23	8	9	1	1	0	3	0	0	2	2	0	2	0	.481	.522	1.003	1
	Williamsport	.224	29	107	9	24	5	1	0	12	0	0	4	10	19	1	0	.314	.290	.604	8
	GCL Phillies-E	.222	4	9	0	2	0	0	0	2	0	1	0	0	4	0	0	.200	.222	.422	0
2019	Lakewood	.367	22	79	13	29	9	0	3	11	0	2	0	12	14	3	0	.441	.595	1.036	3
	Clearwater	.329	40	158	25	52	10	3	4	27	0	1	1	17	21	1	2	.395	.506	.902	2
	Reading	.269	63	238	38	64	11	1	14	42	0	3	1	28	38	2	2	.344	.500	.844	9
2020	PHILLIES	.338	44	160	24	54	11	0	4	23	0	2	2	16	36	1	1	.400	.481	.881	4
2021	PHILLIES	.247	115	380	46	94	15	0	7	47	0	4	2	31	111	4	0	.305	.342	.647	16
	Lehigh Valley	.271	15	59	8	16	5	0	1	6	0	1	1	7	15	3	1	.353	.407	.760	2
2022	PHILLIES	.280	152	586	79	164	24	3	13	72	0	*10	4	31	110	2	3	.315	.398	.713	13
2023	PHILLIES	.274	145	558	74	153	31	0	20	97	0	6	5	42	94	4	1	.327	.437	.765	9
2024	PHILLIES	.280	143	554	62	155	44	2	15	97	0	6	6	40	86	5	2	.332	.448	.780	15
	Lehigh Valley+	.500	1	4	0	2	1	0	0	0	0	0	0	0	1	0	0	.500	.750	1.250	0
Minors Totals		.292	181	677	101	198	42	6	22	103	0	8	9	76	112	12	5	.368	.470	.838	25
ML Totals		.277	599	2238	285	620	125	5	59	336	0	28	19	160	437	16	7	.327	.416	.743	57

* League leader

+ Rehab assignment

BOHM'S WILD CARD SERIES STATISTICS

YEAR	CLUB, OPP	AVG	G	AB	R	H	2B	3B	HR	RBI	SH	SF	HP	BB	SO	SB	CS	OBP	SLG	OPS	E
2022	PHI, STL	.400	2	5	1	2	2	0	0	1	0	0	1	2	0	0	1	.625	.800	1.425	0
2023	PHI, MIA	.250	2	8	1	2	2	0	0	1	0	0	0	0	1	0	0	.250	.500	.750	0
WC Totals		.308	4	13	2	4	4	0	0	2	0	0	1	2	1	0	1	.438	.615	1.053	0

BOHM'S DIVISION SERIES STATISTICS

YEAR	CLUB, OPP	AVG	G	AB	R	H	2B	3B	HR	RBI	SH	SF	HP	BB	SO	SB	CS	OBP	SLG	OPS	E
2022	PHI, ATL	.133	4	15	1	2	0	0	0	2	0	1	0	0	2	0	0	.125	.133	.258	1
2023	PHI, ATL	.154	4	13	1	2	0	0	0	1	0	0	0	4	5	0	0	.353	.154	.507	0
2024	PHI, NYM	.077	4	13	0	1	0	0	0	0	0	0	0	1	0	0	0	.143	.077	.220	0
DS Totals		.122	12	41	2	5	0	0	0	3	0	1	0	5	7	0	0	.213	.122	.335	1

BOHM'S LEAGUE CHAMPIONSHIP SERIES STATISTICS

YEAR	CLUB, OPP	AVG	G	AB	R	H	2B	3B	HR	RBI	SH	SF	HP	BB	SO	SB	CS	OBP	SLG	OPS	E
2022	PHI, SD	.176	5	17	2	3	1	0	0	2	0	0	1	0	7	0	0	.222	.235	.458	1
2023	PHI, ARI	.280	7	25	3	7	1	0	1	4	0	0	1	2	3	0	0	.357	.440	.797	1
LCS Totals		.238	12	42	5	10	2	0	1	6	0	0	2	2	10	0	0	.304	.357	.661	2

BOHM'S WORLD SERIES STATISTICS

YEAR	CLUB, OPP	AVG	G	AB	R	H	2B	3B	HR	RBI	SH	SF	HP	BB	SO	SB	CS	OBP	SLG	OPS	E
2022	PHI, HOU	.286	6	21	2	6	2	0	1	3	0	0	0	2	7	0	0	.348	.524	.872	0

BOHM'S ALL-STAR GAME STATISTICS

YEAR	CLUB, SITE	AVG	G	AB	R	H	2B	3B	HR	RBI	SH	SF	HP	BB	SO	SB	CS	OBP	SLG	OPS	E
2024	NL, TEX	.500	1	2	0	1	0	0	0	0	0	0	0	0	0	0	0	.500	.500	1.000	0

BOHM'S CAREER TRANSACTIONS

- Selected by Philadelphia in 1st round (3rd overall) of 2018 MLB Draft
- On COVID-related injured list, July 11-22, 2021; included rehab assignment to Lehigh Valley on July 22
- On injured list with a left hamstring strain, May 31-June 10, 2023
- On injured list with a left hand strain, September 3-14, 2024; included rehab assignment to Lehigh Valley on September 14

BOHM'S CAREER FIELDING

POSITION	PCT	G	PO	A	E	TC	DP
First base	.990	119	670	57	7	734	55
Third base	.959	494	312	844	50	1206	69

BOHM'S GAME HIGHS

HITS: 4 – 7 times, last: 9/20/24 at NYM... **RUNS:** 3 – 7 times, last: 8/21/23 vs SF... **DOUBLES:** 2 – 6 times, last: 7/24/24 at MIN... **TRIPLES:** 1 – 5 times, last: 7/31/24 vs NYY... **HOME RUNS:** 2 – 4 times, last: 4/19/24 vs CWS... **RBI:** 6 – 4 times, last: 4/19/24 vs CWS... **WALKS:** 3 – 6/29/21 vs MIA... **STOLEN BASES:** 1 – 16 times, last: 8/3/24 at SEA... **HITTING STREAK:** 18 games – 4/16-5/5/24





72

Josh
BREAUx

C

@josh_breaux_3

B-T: R-R
HT: 6-1; **WT:** 233
OPENING DAY AGE: 27
BORN: October 7, 1997, Houston, TX
RESIDES: Cypress, TX
HOW OBTAINED: Signed by Phillies as a minor league free agent, 6/30/24

Non-Roster Invitee

2024

- Began the year in NYY's organization and was a non-roster invitee to spring training
- Played for Scranton/Wilkes-Barre (AAA) before being released on 6/29; signed by Phillies as a minor league free agent on 6/30
- Slugged .600 with a .958 OPS in 53 PA during July with Reading (AA)
- Promoted to Lehigh Valley (AAA) on 9/6
- Combined to slash .314/.400/.629 (1.029 OPS) with 2 doubles and 3 HR in 40 PA against LHP
- On the IL from 8/15-27 with a right oblique strain and from 9/14 through the remainder of the season with a left knee meniscus injury

2023

- Was a non-roster invitee to spring training with NYY
- Began the season on the IL with a right elbow injury through 6/15; included rehab appearance with Hudson Valley (A)
- Transferred to Somerset (AA) on 7/2 and slugged .548 with 7 HR and 14 RBI in 97 PA from 7/3-8/30
- Homered in 3 straight games from 8/6-11
- Promoted to Scranton/Wilkes-Barre on 9/2 and had a 1.024 OPS in 9 September games
- On the IL from 9/22 through the remainder of the season with a left oblique strain

2022

- Combined to slash .219/.283/.422 with 14 doubles, 2 triples, 19 HR, 50 RBI, 31 walks and 44 runs in 94 games between Somerset and Scranton/Wilkes-Barre
- His 19 HR were tied for 5th among NYY minor leaguers
- On the IL from 4/30-5/12 and 8/10-16 with a lumbar spine strain

2021

- Began the season with Hudson Valley after attending spring training as a non-roster invitee with NYY
- Led Hudson Valley with 17 HR and his 23 combined HR were 4th in the NYY organization

- Slashed .302/.344/.535 (.879 OPS) with 5 doubles and 5 HR in 22 June games
- Hit safely in 19 of 20 games from 6/19-7/16, batting .390 (30-77) with 6 doubles, 9 HR, 19 RBI, 9 walks and 17 runs scored
- Named High-A East Player of the Week (7/5-11) after going 10-for-19 (.526 AVG) with 5 HR and 8 RBI in 5 games
- Hit a career-high 3 HR on 7/10 (gm 2) vs Brooklyn

2020

- Did not play

2019

- Named a South Atlantic League midseason All-Star playing for Charleston (A)
- Slashed .295/.323/.500 (.823 OPS) in 127 PA from 4/4-5/21
- On the IL from 5/22-8/9 with a right elbow strain

2018

- Began his professional career with Gulf Coast League Yankees East (R)
- Promoted to Staten Island (A) on 7/7
- Combined to hit .323 (10-31) with 4 doubles and 11 RBI with RISP across 30 games

PERSONAL

Joshua Breaux (pronounced BRO)... Married, wife's name is Charleigh; has one son, Banks... Attended McLennan Community College (TX)... 2016 graduate of Tomball High School (TX)... At McLennan CC, batted .403 (155-385) with 121 R, 32 2B, 5 3B, 37 HR and 151 RBI in 115 games over 2 seasons (2017-18)... Had committed to play his junior season at the University of Arkansas... Played for Falmouth in the Cape Cod League and earned the 2017 Silva Sportsmanship Award... **Hobbies:** Watching movies and reading... **Signed by:** Mike Leuzinger


JOSH BREAUX'S CAREER STATISTICS

YEAR	CLUB	AVG	G	AB	R	H	2B	3B	HR	RBI	SH	SF	HP	BB	SO	SB	CS	OBP	SLG	OPS	E
2018	GCL Yankees E	.125	3	8	0	1	0	0	0	0	0	0	0	1	1	0	0	.222	.125	.347	0
	Staten Island	.280	27	100	6	28	9	0	0	13	0	2	0	3	20	0	0	.295	.370	.665	4
2019	Charleston	.271	51	199	28	54	10	0	13	49	0	1	1	15	59	0	0	.324	.518	.842	1
2020	Did not play																				
2021	Hudson Valley	.252	64	250	34	63	12	0	17	46	0	4	0	22	73	0	0	.308	.504	.812	4
	Somerset	.240	26	100	14	24	8	0	6	17	0	1	1	4	26	1	0	.274	.500	.774	0
2022	Somerset	.204	53	211	24	43	10	0	13	29	0	0	1	19	64	1	0	.273	.436	.709	3
	Scranton/WB	.239	41	159	20	38	4	2	6	21	0	0	1	12	49	1	0	.297	.403	.700	2
2023	Hudson Valley	.204	13	54	6	11	1	0	1	3	0	0	0	5	15	0	0	.271	.278	.549	0
	Somerset	.280	25	93	13	26	4	0	7	14	0	0	0	4	24	0	0	.309	.548	.857	0
2024	Scranton/WB	.214	12	42	7	9	1	0	4	5	0	0	2	5	8	1	0	.327	.524	.851	0
	Scranton/WB	.143	11	35	4	5	0	0	2	5	0	0	0	2	15	0	0	.189	.314	.503	0
	Reading	.230	25	87	8	20	4	0	4	20	0	2	0	8	27	0	0	.289	.414	.703	0
	Lehigh Valley	.154	4	13	0	2	1	0	0	0	0	0	0	1	3	0	0	.214	.231	.445	0
Minors Totals		.240	355	1351	164	324	64	2	73	222	0	10	6	101	384	4	0	.294	.452	.746	14

BREAUX'S CAREER TRANSACTIONS

- Selected by Houston Astros in 36th round of 2017 MLB Draft, but did not sign
- Selected by New York Yankees in 2nd round of 2018 MLB Draft
- Signed by Philadelphia as a minor league free agent, June 30, 2024





79
Jean
CABRERA

RHP

B-T: R-R

HT: 6-1; **WT:** 160

OPENING DAY AGE: 23

BORN: October 20, 2021, Maracay, VZ

RESIDES: Maracay, VZ

HOW OBTAINED: Signed by Phillies as an amateur free agent, 7/2/19

2024

- Began the season with Jersey Shore (A)
- Had a career-high 14 SO on 6/12 vs Wilmington which were tied for the most in a game in the South Atlantic League
- Named SAL Pitcher of the Week (7/1-7); went 1-0, 0.00 ERA (6.0 IP) with 10 SO in 1 start
- Promoted to Reading (AA) on 7/8
- Named Phillies Pitching Prospect of the Year by MLB Pipeline
- Following the season, was rated as having the best changeup and best control in the Phillies minor league system by *Baseball America*
- Added to the 40-man roster on 11/19

2023

- Spent the season with Clearwater (A)
- Ranked 2nd in the Florida State League with a 3.91 SO/BB ratio (min. 80.0 IP)
- Earned the win in both of his starts in the FSL playoffs and posted a 0.73 ERA (1 ER, 12.1 IP) while holding hitters to a .143 AVG (6-42)

2022

- Spent season with Clearwater
- Struck out 23.9% (51-213) of batters faced

2021

- Was the recipient of the Paul Owens Award, given to the best pitcher in the Phillies minor league system; was the first 19-year-old pitcher to win the award since RHP Carlos Carrasco in 2006
- Spent first professional season with Dominican Summer League Phillies White (R)
- Among qualified DSL pitchers, finished 6th in ERA & WHIP (0.84), T-9th in OPP AVG and T-10th in starts
- Allowed 1 HR and struck out 61 of the 196 batters he faced (31.1%)
- Had a 6.10 SO/BB ratio (61 SO, 10 BB)
- Tossed 24.0 consecutive innings without allowing an ER from 7/23-8/21

2020

- Did not pitch

PERSONAL

Jean Carlos Eduardo Cabrera... Married, wife's name is Erianny Gomez... **Hobbies:** Playing basketball and watching movies ... **Signed by:** Rafael Álvarez and William Mota

JEAN CABRERA'S CAREER STATISTICS

YEAR	CLUB	W-L	ERA	G	GS	CG	SHO	SV	IP	H	R	ER	HR	HB	BB	SO	WP	BK	AVG
2020	Did not pitch																		
2021	DSL Phillies-W	3-2	1.54	13	13	0	0	0	52.2	34	13	9	1	1	10	61	7	1	.185
2022	Clearwater	2-4	5.24	12	12	0	0	0	46.1	54	28	27	8	1	28	51	6	0	.295
2023	Clearwater	5-7	4.32	19	13	0	0	1	81.1	108	48	39	3	4	22	86	7	1	.325
2024	Jersey Shore	5-4	3.39	14	14	0	0	0	77.0	59	33	29	6	5	25	91	3	1	.210
	Reading	1-1	4.85	6	5	0	0	0	29.2	37	17	16	0	5	8	19	0	0	.311
Minors Totals		16-18	3.76	64	57	0	0	1	287.0	292	139	120	18	16	93	308	23	3	.266

CABRERA'S CAREER TRANSACTIONS

- Signed by Philadelphia as an amateur free agent, July 2, 2019





Nick

CASTELLANOS

RF

@casty_8

B-T: R-R

HT: 6-4; WT: 203

OPENING DAY AGE: 33

BORN: March 4, 1992, Hialeah, FL

RESIDES: Davie, FL

ML SERVICE: 11 years, 29 days

HOW OBTAINED: Signed by Phillies as a free agent, 3/22/22

CONTRACT STATUS: Signed a five-year contract on 3/22/22, taking him through 2026

2024

- Was 1 of 4 players in MLB to start all 162 games (also: Matt Olson, Marcell Ozuna and Pete Alonso) and was the first Phillie to do so since Jimmy Rollins in 2007
- Delivered 5 walk-off hits between the regular season (4/13 vs PIT, 6/4 vs MIL, 6/18 vs SD, 9/1 vs ATL) and postseason (10/6 vs NYM), the most for any Phillie since 1920
- Posted his second consecutive 20-HR season; also did so in 3 straight seasons from 2017-19
- On 3/29 vs ATL, extended his Opening Day hitting streak to 8 straight games
- His 113.1 mph HR on 6/8 at NYM at London Stadium was the hardest-hit ball of his career in the Statcast era (since 2015)
- Set the record for longest errorless streak by an NL position player (414 G) from 6/16/21-6/14/24, passing Darren Lewis (369 G, 1991-94) and falling just shy of the MLB record of 440 games set by Robbie Grossman from 2018-22
- Slashed .295/.351/.500 with an .851 OPS from 6/17-end of season (91 G) compared to .204/.263/.347 (.609 OPS) in his first 71 games; his .295 AVG in that span ranked 8th in the NL
- Worked a career-long 15-pitch PA in the 2nd inning on 8/4 at SEA, 2nd-longest in MLB in 2024 and longest by a Phillie since Realmuto, 4/25/19 (16 pitches)
- Tallied the 1,500th hit of his ML career on 6/2 vs STL and played in his 1,500th career ML game on 8/15 vs WSH
- Slashed .412/.412/.647 (1.059 OPS) with 2 XBH and 3 RBI in 4 postseason games
- Had the fifth walk-off hit (1B) in Phillies postseason history in Game 2 of the NLDS vs NYM on 10/6 (last: Jimmy Rollins, 10/19/09, NLCS G4)
- Hit the second of back-to-back HR to tie the game off NYM's Luis Severino in the 6th inning of NLDS Game 2; it was the sixth time in Phillies history with back-to-back HR in a postseason game

2023

- In his second year as a Phillie, made his second career All-Star team and recorded a career-high 106 RBI, his third career 100-RBI season
- Ranked T-5th in the NL in doubles (37), T-6th in RBI (106), 8th in multi-hit games (48), T-8th in hits (170) and T-9th in XBH (68) & games (157)
- Reached 10 years of major league service on 8/19 at WSH; hit a 3-run HR and tallied 4 RBI in the game
- Did not commit an error in 148 games, the longest errorless streak in the majors

CASTELLANOS PHAST PHACTS

- 2-time NL All-Star (2021 & 2023)
- 2021 NL Silver Slugger Award winner
- 2021 All-MLB Second Team
- His 104 hits pre-All-Star break were the most by a Phillie since Chase Utley also tallied 104 hits prior to the 2014 All-Star break
- His 13 three-hit games led the Phillies and were tied for 7th in the NL
- Had a career-high 11 stolen bases
- Tallied 4 multi-HR games (4/22 vs COL, 6/2 at WSH, 8/9 vs WSH, 9/20 at ATL), his most such games in a single season in his career
- Recorded 10 outfield assists (T-5th in the NL) in a season for the second time in his career
- Per Elias, is the only Phillie in the expansion era (since 1961) to record 5 or more outfield assists through his first 9 games of a season; the last major leaguer with 5 outfield assists in such a span was MIL's Matt Mieske in 1997
- Snapped a 31-game homerless streak on 4/22 vs COL, part of his 10th career multi-HR game and first as a Phillie
- Slashed .324/.353/.543 (.897 OPS) in 44 games from 4/22-6/11 with 8 HR (184 PA), compared to .288/.367/.400 with no HR in his first 21 games of the year (90 PA)
- Slashed .351/.387/.567 (.954 OPS) across 24 June games; his 34 hits were the most by a Phillie in June since Odúbel Herrera (34) in 2017
- His home run on 7/5 at TB gave him one against all 30 major league clubs
- In the All-Star Game on 7/11 at T-Mobile Park, played 5 innings in CF and scored the game-tying run for the NL in the 8th inning
- Homed in his 5,000th career at-bat on 7/19 vs MIL, the first Phillies player to accomplish such a feat since Jim Thome in 2003
- Registered a season-high 13-game hitting streak from 7/30-8/12 (.339/.351/.679, 1.029 OPS)
- Notched 2 hits in an inning (2nd inning) on 8/11 vs MIN for the second time in his career (also, 5th inning, 7/10/14 at KC w/ DET)
- Registered a career-high-tying 8 putouts in RF on 8/6 vs KC (last, 9/14/18 at CWS)
- Slashed .372/.404/.930 (1.334 OPS) with 7 HR and 17 RBI in 12 games from 9/12-24
- Homed in back-to-back games 3 times (7/1-2, 8/9-10, 9/20-21) and had 4 HR across 4 games from 9/18-21
- Collected an extra-base hit in 5 straight games from 9/20-24, tied for the 2nd-longest such streak of his career

- Became the first player in MLB history with multiple HR in back-to-back postseason games and the third player in Phillies history with 2 multi-HR games in a single postseason (Jayson Werth & Chase Utley, 2009) – NLDS Game 3 on 10/11 vs ATL (Bryce Elder & AJ Smith-Shawver) and NLDS Game 4 on 10/12 vs ATL (Spencer Strider)
- With a HR on 10/16 in Game 1 of the NLCS vs ARI (Zac Gallen), joined Reggie Jackson (NYY, 1977) as the only players in MLB history with 5 HR across 3 postseason games
- Was the third player in Phillies history to homer in 3 straight games in a single postseason, joining Bryce Harper in 2022 and Gary Matthews in 1983

2022

- With runners on base, posted a .311/.354/.429 slash line in 237 PA
- In his first season with the Phillies, had 7 stolen bases
- Recorded 8 of the team's 22 OF assists
- Missed the game vs TEX on 5/3 for the birth of his son
- His HR on 5/30 vs SF (Logan Webb) was the 500th XBH of his career
- Recorded his 300th career double on 7/29 at PIT
- Collected his 11th career four-hit game on 7/31 at PIT
- Posted a 14-game hitting streak from 8/11-24 during which he batted .367 (22-60) with a .900 OPS
- Was on the 10-day IL with a right oblique strain from 9/3-26
- In his final 31 road games of the regular season (beginning 6/26), batted .339 (40-118) with an .801 OPS
- Hit .308 (45-146) with 6 doubles, 5 HR, 16 RBI and 18 runs in his last 39 games of the regular season (beginning 7/28)
- Scored the go-ahead run in the 9th inning on 10/7 in Game 1 of the NLWCS at STL (0-3, R, BB)
- In Game 1 of the NLDS at ATL on 10/11, became the 10th player in franchise history to collect at least 3 hits and 3 RBI in a postseason game (last: Jayson Werth, 10/21/09 vs LAD in Game 5 of the NLCS)
- Reached base safely in 7 straight postseason games from 10/19-11/1
- Collected a hit and scored a run in 3 straight postseason games from 10/19-22 during the NLCS
- Made his first career World Series appearance in Game 1 on 10/28 at HOU (1-5, RBI, R)

2021

- Made his first career All-Star team, starting in RF for the NL and batting fifth
- Earned his first career Silver Slugger Award
- Named All-MLB Second Team
- Was a finalist for the NL Hank Aaron Award
- Earned the Ernie Lombardi Award from the Cincinnati chapter of the BBWAA after leading the team in AVG (.309), hits (164), total bases (306), RBI (100), doubles (38) and SLG (.576)
- Was the CIN recipient of the Heart and Hustle Award
- Ranked 3rd in the NL in SLG, T-3rd in XBH (73), 4th in doubles, AVG & OPS (.939), 5th in total bases, 6th in RBI, 7th in HR (34), 8th in hits and 9th in runs (95)
- Became the 19th player in CIN franchise history with at least 30 home runs and 100 RBI in a season
- Established career highs in home runs, AVG, OBP (.362), SLG and OPS
- On 4/5 vs PIT, reached 500 career RBI on a solo HR off Sam Howard
- Was on the suspended list, 4/20-21

- Recorded his 1,000th career hit, 4/23 at STL (solo HR off Kwang Hyun Kim)
- Batted .409 (38-93) in May
- On 5/2 vs CHI, tied a career high with 5 hits and recorded his eighth career multi-home run game
- Hit safely in a career-best 21 straight games, 5/12-6/5, a streak that included 15 multi-hit games
- His 21-game hitting streak was the 2nd-longest in MLB to LAA's David Fletcher (26 games)
- Hit his 250th career double on 5/15 at COL
- Had an 18-game hitting streak at home, 5/17-6/26, the 2nd-longest in Great American Ball Park history
- Played in his 1,000th career game, 6/6 at STL
- Set a career high with 7 RBI and slugged his sixth career grand slam on 6/28 vs PHI
- Hit his 150th career home run, 6/30 vs SD (Joe Musgrove)
- Scored the 500th run of his career on 7/5 at KC (solo HR off Mike Minor)
- Was on the IL, 7/22-8/4, with a fractured right wrist
- At the time of his injury, led the NL in AVG (.329), doubles (29), extra-base hits (48) and total bases (133)
- Hit his seventh career grand slam on 9/1 vs STL, recording 6 RBI in the first 2 innings
- Was the first CIN player with at least 6 RBI in the first 2 innings of a game since RBI became an official stat in 1920
- Homered in a career-best 4 straight games, 9/24-27

- His HR on 9/25 vs WSH was his second career walk-off HR and second walk-off hit of the season

2020

- In his first season with CIN, led the team in games (60), runs (37), hits (49), total bases (106), doubles (11), triples (2) & XBH (27)
- Was NL Player of the Week for 7/27-8/2
- Became only the fourth batter since 1900 to hit at least 6 HR in CIN's first 11 team games of a season
- His 12-game hitting streak that began on Opening Day was the longest in MLB to open the season, the longest by a CIN batter to begin a season since Barry Larkin in 1995 (12 games) and the longest by a player to begin his CIN career since D'Angelo Jimenez in 2003 (15 games)



- Was the only CIN player to appear in every game and one of 15 ML players to appear in all of his team's games during the regular season
- Started 59 of CIN's 60 games, including each of the first 58; didn't start the 59th contest, but pinch-hit in the 7th inning
- Made 57 of his 59 starts in RF and 2 as the DH
- On 8/5 at CLE, appeared in the 900th game of his ML career
- In the NL Wild Card Series at ATL, led CIN in hits (3), total bases (4) and doubles (1)

2019

- Led the majors with 58 doubles, becoming the 10th player in MLB history with that many in a season, and was 2nd in extra-base hits (88), trailing Rafael Devers (90)
- Joined Hall of Famers Hank Greenberg (1934) and Joe Medwick (1937) as the only RHH in ML history with at least 55 doubles and 25 homers in a season
- Became first player to lead MLB in doubles playing for more than one team
- Set career highs in doubles and runs (100)
- Began season with DET and was traded to CHI on 7/31
- From 8/1-end of the regular season, led the NL in doubles (21) and also led CHI in hits (68), home runs (16) and runs (43)
- Became the fourth player to hit at least 8 home runs in his first 20 appearances with CHI, joining Hank Sauer (9, 1949), Mandy Brooks (8, 1925) and Donnie Murphy (8, 2013)
- Hit 11 home runs in August, the most by a CHI player that month since Sammy Sosa also hit 11 in August 2002
- Homered in the 1st inning in 3 consecutive appearances, 8/18-21; his 12 first-inning HR were 2nd in MLB to Eugenio Suarez (15)
- Made 136 starts in RF and 4 in LF

2018

- Was 3rd in the AL in hits (185) & multi-hit games (56), 4th in doubles (46) and outfield assists (10), 8th in total bases (310) & extra-base hits (74) and 9th in AVG (.298)
- Was 2nd in MLB in 3-hit games (19)
- Was voted Tiger of the Year by the Detroit chapter of the BBWAA
- Led MLB with a .381 AVG (56-147) vs LHP
- Became the eighth player in DET franchise history with at least 20 home runs and 40 doubles in a season
- Named DET's Player of the Month in May, August and September
- Had multiple hits in 9 of 13 games from 5/20-6/2, slashing 439/.448/.684 in that stretch
- Recorded a multi-HR game on 6/16 at CWS
- Hit his fourth career grand slam on 7/1 at TOR
- Named AL Player of the Week for the first time in his career, 8/13-19

2017

- Led the AL with 10 triples, becoming the first DET 3rd baseman with 10 or more triples in a season since Ossie Vitt in 1916 (12)
- Ranked 6th in the AL in extra-base hits (72), T-9th in RBI (101) and T-10th in total bases (301)
- Became the first DET player since Al Kaline in 1956 with at least 10 triples, 25 home runs and 100 RBI
- Was the 10th player in DET history with a 100-RBI season at age 25 or younger, and first since Miguel Cabrera in 2008
- Named DET's nominee for the Hank Aaron Award

- Homered on Opening Day, 4/4 at CWS
- Hit 2 triples on 4/19 at TB
- Recorded his 100th career double on 5/31 at KC
- Hit 2 home runs and a triple on 7/18 at KC
- Hit his first career inside-the-park home run on 8/22 at NYY
- Made his first career start in RF on 9/8 at TOR; finished with 20 starts in RF
- His 6 games with 4 or more RBI were tied for most in the AL
- Hit safely in 17 straight games from 9/3-20, slashing .418/.429/.776
- His 42 hits were tied for the AL lead in September and he was T-2nd in doubles (11), 3rd in AVG (.368), T-3rd in RBI (25), 6th in SLG (.649) and 7th in OPS (1.030)

2016

- Spent his third full season with DET
- Named DET's Player of the Month for April after slashing .363/.376/.563 with 10 runs, 5 doubles, 1 triple, 3 HR and 14 RBI
- Led the AL in AVG and was T-5th in hits (29) during April
- Was on the IL from 8/27-9/26 with a non-displaced fracture of the fifth metacarpal of his left hand

2015

- Completed his second full season with DET
- Recorded his first 4-hit game on 7/6 vs SEA
- Homered in consecutive games 3 times in July: 7/6-7, 7/21-22 and 7/25-26
- Hit his first ML grand slam on 7/22 vs SEA, and hit another on 8/19 at CHI
- His 2 grand slams were T-2nd in the AL
- Recorded his first multi-HR game on 8/19 at CHI and also had 2 doubles and 5 RBI; became the first DET player to have 4 XBH in a game since Iván Rodríguez on 4/5/06 at KC
- Batted .351 (40-114) against LHP, the 4th-highest average in the AL
- Ranked 5th in the AL with a .342 AVG (39-114) with RISP

2014

- Ranked 2nd among AL rookies in hits (138), doubles (3) and RBI (66)
- His 31 doubles were 10th-most ever by a DET player in his rookie season
- Made DET's Opening Day roster
- Recorded his first ML RBI on 4/4 vs BAL
- Slugged his first ML home run on 4/9 at LAD (Josh Beckett)
- Became just the fifth DET rookie since at least 1914 to connect for 3 consecutive 3-hit games from 6/5-7
- Selected to the *Baseball America* All-Rookie Team following the season

2013

- Selected to the International League postseason All-Star team
- Led the IL in runs (81), was T-1st in doubles (37), 2nd in hits (147) and 4th in RBI (76)
- Spent majority of the season with Toledo (AAA)
- Had his contract selected by DET on 9/1 and made his ML debut that day vs CLE
- Collected his first ML hit, an infield single, on 9/7 at KC
- Following the season, was ranked the No. 1 prospect in DET's minor league system and No. 25 prospect in baseball by *Baseball America*

2012

- Was named MVP of the All-Star Futures Game at Kauffman Stadium (3 H, HR, 3 RBI)
- Began season with Lakeland (A)
- Had an 18-game hitting streak from 4/29-5/17, during which he slashed .431/.494/.583
- Named Topps Florida State League Player of the Month and DET Minor League Player of the Month for May, after slashing .418/.496/.564
- Following the season, was ranked the No. 1 prospect in DET's minor league system and No. 21 prospect in baseball by *Baseball America*
- Played for Mesa in the Arizona Fall League following the season and was named the No. 8 prospect in the league by *Baseball America*

2011

- Named DET's Minor League Player of the Year
- Selected as a Midwest League postseason All-Star
- Led the MWL in hits (158), was T-1st in games (135), 2nd in doubles (36), 3rd in at-bats (507) and 5th in AVG (.312)
- Spent the season with West Michigan (A), where he was named the club's Player of the Year
- Had a 10-game hitting streak from 5/18-27
- Named DET's Minor League Player of the Month for June

- Following the season, was named the No. 2 prospect in DET's minor league system and No. 45 prospect in baseball by *Baseball America*

2010

- Made his professional debut with the Gulf Coast League Tigers (R)
- Following the season, was named the No. 2 prospect in DET's minor league system and No. 65 prospect in baseball by *Baseball America*

PERSONAL

Nicholas Alexander Castellanos (pronounced cah-ste-YAH-nos)... Married, wife's name is Jessica; has two sons, Liam and Otto... 2010 graduate of Archbishop McCarthy High School (FL)... As a senior, was the state's Gatorade Player of the Year and a *Baseball America* second-team High School All-American... Ranked 12th nationally in the final 2010 Perfect Game class rankings... Played in 2009 Perfect Game National Showcase and 2009 PG World Showcase... Was teammates with Bryce Harper on USA Baseball's 2009 18U Team that went 8-0 to claim the gold medal in the COPABE Pan Am AAA Championships... **Hobby:** Baseball... **Signed by:** Rolando Casanova

NICK CASTELLANOS' CAREER STATISTICS

YEAR	CLUB	AVG	G	AB	R	H	2B	3B	HR	RBI	SH	SF	HP	BB	SO	SB	CS	OBP	SLG	OPS	E
2010	GCL Tigers	.333	7	24	5	8	2	0	0	3	0	1	0	4	5	0	1	.414	.417	.830	3
2011	West Michigan	.312	#135	507	65	*158	36	3	7	76	1	6	3	45	130	3	2	.367	.436	.803	23
2012	Lakeland	.405	55	215	37	87	17	3	3	32	0	3	3	22	42	3	2	.461	.553	1.014	13
	Erie	.264	79	322	35	85	15	1	7	25	0	3	2	14	76	5	4	.296	.382	.678	4
2013	Toledo	.276	134	533	*81	147	#37	1	18	76	0	5	3	54	100	4	1	.343	.450	.793	3
	DETROIT	.278	11	18	1	5	0	0	0	0	0	0	0	0	1	0	0	.278	.278	.556	0
2014	DETROIT	.259	148	533	50	138	31	4	11	66	0	7	3	36	140	2	2	.306	.394	.700	15
2015	DETROIT	.255	154	549	42	140	33	6	15	73	0	6	1	39	152	0	3	.303	.419	.721	12
2016	DETROIT	.285	110	411	54	117	25	4	18	58	0	5	3	28	111	1	1	.331	.496	.827	9
2017	DETROIT	.272	157	614	73	167	36	*10	26	101	0	5	5	41	142	4	5	.320	.490	.811	19
2018	DETROIT	.298	157	620	88	185	46	5	23	89	0	3	6	49	151	2	1	.354	.500	.854	3
2019	DETROIT	.273	100	403	57	110	37	3	11	37	0	2	3	31	96	2	1	.328	.462	.790	2
	CHICAGO-NL	.321	51	212	43	68	21	0	16	36	0	1	2	10	47	0	1	.356	.646	1.002	0
	DET/CHI	.289	151	615	100	178	58	3	27	73	0	3	5	41	143	2	2	.337	.525	.863	2
2020	CINCINNATI	.225	60	218	37	49	11	2	14	34	0	1	4	19	69	0	2	.298	.486	.784	3
2021	CINCINNATI	.309	138	531	95	164	38	1	34	100	0	6	7	41	121	3	1	.362	.576	.939	2
2022	PHILLIES	.263	136	524	56	138	27	0	13	62	0	2	3	29	130	7	1	.305	.389	.694	0
2023	PHILLIES	.272	157	626	79	170	37	2	29	106	0	6	3	36	185	11	2	.311	.476	.788	0
2024	PHILLIES	.254	#162	606	80	154	30	4	23	86	0	2	10	41	139	6	2	.311	.431	.742	3
Minors Totals		.303	410	1601	223	485	107	8	35	212	1	18	11	139	353	15	10	.359	.445	.804	46
AL Totals		.274	837	3148	365	862	208	32	104	424	0	28	21	224	793	11	13	.324	.459	.783	60
NL Totals		.273	704	2717	390	743	164	9	129	424	0	18	29	176	691	27	9	.322	.483	.805	8
ML Totals		.274	1541	5865	755	1605	372	41	233	848	0	46	50	400	1484	38	22	.323	.470	.793	68

* League leader

Tied for league lead

CASTELLANOS' WILD CARD SERIES STATISTICS

YEAR	CLUB, OPP	AVG	G	AB	R	H	2B	3B	HR	RBI	SH	SF	HP	BB	SO	SB	CS	OBP	SLG	OPS	E
2020	CIN, ATL	.300	2	10	0	3	1	0	0	0	0	0	0	0	4	0	0	.300	.400	.700	0
2022	PHI, STL	.000	2	7	1	0	0	0	0	0	0	0	0	1	2	0	0	.125	.000	.125	0
2023	PHI, MIA	.250	2	8	1	2	2	0	0	1	0	0	0	0	2	0	0	.250	.500	.750	0
WC Totals		.200	6	25	2	5	3	0	0	1	0	0	0	1	8	0	0	.231	.320	.551	0

CASTELLANOS' DIVISION SERIES STATISTICS

YEAR	CLUB, OPP	AVG	G	AB	R	H	2B	3B	HR	RBI	SH	SF	HP	BB	SO	SB	CS	OBP	SLG	OPS	E
2014	DET, BAL	.100	3	10	1	1	0	0	1	1	0	0	0	2	1	0	0	.250	.400	.650	0
2022	PHI, ATL	.313	4	16	1	5	1	0	0	5	0	0	0	1	2	0	0	.353	.375	.728	0
2023	PHI, ATL	.467	4	15	5	7	0	0	4	4	0	0	0	2	1	1	0	.529	1.267	1.796	0
2024	PHI, NYM	.412	4	17	2	7	1	0	1	3	0	0	0	0	3	0	0	.412	.647	1.059	0
DS	Totals	.345	15	58	9	20	2	0	6	13	0	0	0	5	7	1	0	.397	.690	1.087	0

CASTELLANOS' LEAGUE CHAMPIONSHIP SERIES STATISTICS

YEAR	CLUB, OPP	AVG	G	AB	R	H	2B	3B	HR	RBI	SH	SF	HP	BB	SO	SB	CS	OBP	SLG	OPS	E
2022	PHI, SD	.222	5	18	3	4	2	0	0	1	0	0	1	0	4	0	0	.263	.333	.596	0
2023	PHI, ARI	.042	7	24	1	1	0	0	1	2	0	1	0	2	11	0	0	.111	.167	.278	0
LCS	Totals	.119	12	42	4	5	2	0	1	3	0	1	1	2	15	0	0	.174	.238	.412	0

CASTELLANOS' WORLD SERIES STATISTICS

YEAR	CLUB, OPP	AVG	G	AB	R	H	2B	3B	HR	RBI	SH	SF	HP	BB	SO	SB	CS	OBP	SLG	OPS	E
2022	PHI, HOU	.125	6	24	3	3	1	0	0	1	0	0	0	1	10	0	0	.160	.167	.327	0

CASTELLANOS' ALL-STAR GAME STATISTICS

YEAR	CLUB, SITE	AVG	G	AB	R	H	2B	3B	HR	RBI	SH	SF	HP	BB	SO	SB	CS	OBP	SLG	OPS	E
2021	NL, COL	.000	1	2	0	0	0	0	0	0	0	0	0	0	0	0	0	.000	.000	.000	0
2023	NL, SEA	.500	1	2	1	1	0	0	0	0	0	0	0	1	1	0	0	.667	.500	1.167	0
ASG	Totals	.250	2	4	1	1	0	0	0	0	0	0	0	1	1	0	0	.400	.250	.650	0

CASTELLANOS' CAREER TRANSACTIONS

- Selected by Detroit Tigers in 1st round (44th overall) of 2010 MLB Draft
- On injured list with a fractured right metacarpal of his left hand, August 7-September 26, 2016
- Traded to Chicago Cubs for Alex Lange (rhp) and Paul Richan (rhp), July 31, 2019
- Signed by Cincinnati Reds as a free agent, January 27, 2020
- On injured list with a fractured right wrist, July 22-August 4, 2021
- Signed by Philadelphia as a free agent, March 22, 2022
- On injured list with a right oblique strain, September 3-26, 2022

CASTELLANOS' CAREER FIELDING

POSITION	PCT	G	PO	A	E	TC	DP
Third base	.955	527	310	847	54	1211	82
Outfield	.992	932	1650	45	14	1709	8

CASTELLANOS' GAME HIGHS

HITS: 5 – 2 times, last: 5/2/21 vs CHI... **RUNS:** 4 – 5/2/21 vs CHI... **DOUBLES:** 2 – 36 times, last: 8/7/24 at LAD... **TRIPLES:** 2 – 4/19/17 at TB... **HOME RUNS:** 2 – 13 times, last: 9/20/23 at ATL... **RBI:** 7 – 6/28/21 vs PHI... **WALKS:** 3 – 4 times, last: 4/28/24 at SD... **STOLEN BASES:** 1 – 38 times, last: 9/15/24 vs NYM... **HITTING STREAK:** 21 games – 5/12-6/5/21

CASTELLANOS' NOTABLE HOMERS

GRAND SLAMS: 7 – 7/22/15 vs SEA (Mike Montgomery); 8/19/15 at CHI (Jon Lester); 9/8/17 at TOR (Marcus Stroman); 7/1/18 at TOR (J.A. Happ); 7/29/20 vs CHI (Rex Brothers); 6/28/21 vs PHI (Nestali Feliz); 9/1/21 vs STL (gm 2) (J.A. Happ)... **INSIDE-THE-PARK HR:** 1 – 8/22/17 vs NYY (Chasen Shreve)... **LEADOFF HR:** None... **PINCH HR:** None... **WALK-OFF HR:** 2 – 7/21/19 vs TOR (Tim Lincecum); 9/25/21 vs WSH (Patrick Murphy)



29

Rodolfo CASTRO

B-T: S-R
HT: 6-0; **WT:** 205
OPENING DAY AGE: 25
BORN: May 21, 1999, Los Llanos, DR
RESIDES: Santo Domingo, DR
ML SERVICE: 1 year, 150 days
HOW OBTAINED: Acquired from Pittsburgh Pirates for Bailey Falter, 8/1/23

INF

@rodolfocastro_21

Non-Roster Invitee

2024

- Limited to 19 games with Lehigh Valley (AAA) due to injury
- On the injured list with left shoulder bursitis from 4/3-7/22; included rehab assignments to Jersey Shore (A), Clearwater (A) and FCL Phillies (R)
- Combined to slash .221/.286/.351 with 12 runs scored, 3 HR and 6 walks in 84 PA across 23 total games
- Sidelined again with a right thumb tear on 8/21
- Recalled from Lehigh Valley on 9/7 and placed on 60-day IL with a right thumb UCL repair through the remainder of the season
- Following the season, played for Estrellas Orientales in the Dominican Winter League

2023

- Between PHI and PIT, appeared at 2nd base (45 games, 24 starts), SS (31 games, 26 starts) and 3rd base (17 games, 9 starts)
- Had a career-high-tying 7-game hitting streak from 4/10-17 with PIT
- Played 12 games for Indianapolis (AAA) in July before being traded to the Phillies on 8/1
- Made his Phillies debut as a defensive replacement on 8/2 at MIA and scored in the 11th inning
- Made his first start for the Phillies on 8/8 vs WSH (gm 2) at 3rd base
- Snapped an 0-for-23 skid with an infield single on 8/12 vs MIN, his first hit with the Phillies
- Slashed .262/.344/.477 with an .821 OPS against LHP
- Optioned to the Phillies spring training complex on 9/30 and was a part of the club's stay-ready camp in Clearwater for the duration of the postseason
- Following the season, played for Toros del Este in the DWL

2022

- Began the season with Indianapolis and made 15 starts at 3rd base, 6 at 2nd base and 5 at SS prior to being recalled on 5/12
- Made his season debut with PIT as a starter at SS on 5/12 vs CIN
- Connected for his first HR and recorded his first career 4-RBI game on 6/1 at LAD
- Optioned to Indianapolis on 6/5
- Hit safely in 10 straight games from 7/26-8/6, going 16-for-44 (.364) with 5 XBH and a .936 OPS
- Recalled on 8/9 and hit .318 (21-66) with 2 2B, 2 3B, 4 HR and a .966 OPS in 19 games with PIT in August
- Hit a 3-run HR while matching his career high in RBI (4) on 9/14 at CIN
- Following the season, played for Toros del Este in the DWL

2021

- Began the season on PIT's taxi squad and was recalled from the alternate site on 4/21
- Made his ML debut on 4/21 at DET (gm 2), starting at 3rd base and going 0-for-3
- Optioned to Altoona (AA) on 4/27 before being recalled by PIT on 7/6
- Slugged his first career HR on 7/9 at NYM (Nick Tropeano), becoming the first Pirate since Craig Wilson on 5/1/2001 to hit a pinch-hit HR for his first big league hit
- Recorded multi-HR games on 7/11 at NYM and 7/28 vs MIL
- Spent final week of minor league season with Indianapolis, where he was named Triple-A East Player of the Week, 9/20-26
- Following the season, played for Toros del Este in the DWL

2020

- Spent time at the alternate training site in Altoona and was a member of PIT's taxi squad for the final week of the regular season

2019

- Appeared in a minor league career-high 118 games while splitting season between Greensboro (A) and Bradenton (A), making 70 starts at 2nd base, 33 at SS and 11 at 3rd base
- Ranked 4th among PIT minor leaguers in RBI (73)
- Was a South Atlantic League midseason All-Star and participated in the SAL home run derby
- Was named SAL Player of the Week for the week of 4/29-5/5

2018

- Spent the season with West Virginia (A), where he made 89 appearances (87 starts) at 2nd base and 12 (11 starts) at SS
- Ranked 2nd on the team in home runs (12) and 3rd in RBI (50) & total bases (152)
- Following the season, played for Gigantes de Carolina in the Puerto Rican Winter League

2017

- Led the Gulf Coast League in total bases (90) and was T-1st in extra-base hits (22) and 4th in SLG (.479)
- Named to the GCL postseason All-Star team
- Made 19 appearances at SS, 17 at 3rd base and 15 at 2nd base

2016

- Spent his first professional season with the Dominican Summer League Pirates (R), where he made 52 appearances (50 starts) at SS and 1 at 3rd base
- Hit safely in each of his first 8 games with 5 multi-hit efforts
- Named to the DSL midseason All-Star team

PERSONAL

Rodolfo Castro... Has one son, Khayden... **Hobby:** Playing video games... **Signed by:** Rene Gayo, Juan Mercado and José Ortiz

RODOLFO CASTRO'S CAREER STATISTICS

YEAR	CLUB	AVG	G	AB	R	H	2B	3B	HR	RBI	SH	SF	HP	BB	SO	SB	CS	OBP	SLG	OPS	E
2016	DSL Pirates	.271	56	192	27	52	15	3	2	29	2	6	3	27	48	2	1	.360	.411	.711	34
2017	GCL Pirates	.277	53	188	27	52	12	4	6	32	2	1	4	16	47	4	3	.344	.479	.823	17
2018	West Virginia	.231	105	385	47	89	19	4	12	50	8	6	1	26	100	6	3	.278	.395	.673	20
2019	Greensboro	.242	61	215	33	52	13	2	14	46	1	7	5	18	68	6	5	.306	.516	.822	15
	Bradenton	.243	57	202	26	49	13	1	5	27	0	0	0	13	54	1	0	.288	.391	.679	9
2020	Did not play																				
2021	PITTSBURGH	.198	31	86	9	17	2	0	5	8	0	0	1	6	27	0	0	.258	.395	.653	4
	Altoona	.242	72	285	43	69	14	1	12	47	0	4	4	19	72	7	4	.295	.425	.720	17
	Indianapolis	.286	8	35	7	10	4	0	3	8	0	0	0	3	11	0	0	.342	.657	.999	1
2022	Indianapolis	.246	75	272	37	67	13	2	12	40	0	4	6	32	86	6	3	.334	.441	.775	10
	PITTSBURGH	.233	71	253	25	59	8	4	11	27	0	1	2	22	74	5	3	.299	.427	.725	14
2023	PITTSBURGH	.228	78	197	19	45	7	0	6	22	0	1	5	21	62	1	4	.317	.355	.672	11
	Indianapolis	.192	12	52	7	10	2	0	2	10	0	1	1	3	21	0	0	.246	.346	.592	2
	PHILLIES	.100	14	30	2	3	0	0	0	2	0	0	0	2	12	0	0	.156	.100	.256	2
	PIT/PHI	.211	92	227	21	48	7	0	6	24	0	1	5	23	74	1	4	.297	.322	.619	13
2024	Lehigh Valley	.209	19	67	9	14	1	0	2	7	0	0	1	5	18	0	2	.274	.313	.587	2
	Jersey Shore	.000	1	1	0	0	0	0	0	0	0	0	0	0	0	0	0	.000	.000	.000	1
	Clearwater	.333	2	6	2	2	0	0	1	1	0	0	0	1	1	0	0	.429	.833	1.262	0
	FCL Phillies	.333	1	3	1	1	0	0	0	1	0	0	0	0	0	0	0	.333	.333	.666	0
Minors Totals		.245	522	1903	266	467	106	17	71	298	13	29	25	163	526	32	21	.309	.431	.740	128
ML	Totals	.219	194	566	55	124	17	4	22	59	0	2	8	51	175	6	7	.292	.380	.672	31

CASTRO'S CAREER TRANSACTIONS

- Signed by Pittsburgh Pirates as an amateur free agent, October 30, 2015
- Traded to Philadelphia for Bailey Falter (lhp), August 1, 2023
- On injured list with a right thumb UCL repair, September 7, 2024 through the remainder of the season

CASTRO'S CAREER FIELDING

POSITION	PCT	G	PO	A	E	TC	DP
Second base	.962	97	134	191	13	338	47
Third base	.942	46	18	79	6	103	10
Shortstop	.931	50	57	104	12	173	22

CASTRO'S GAME HIGHS

HITS: 3 – 2 times, last: 4/15/23 at STL... **RUNS:** 2 – 9 times, last: 5/17/23 at DET... **DOUBLES:** 1 – 17 times, last: 6/7/23 vs OAK... **TRIPLES:** 1 – 4 times, last: 9/21/22 at NYG... **HOME RUNS:** 2 – 2 times, last: 7/28/21 vs MIL... **RBI:** 4 – 3 times, last: 4/19/23 at COL... **WALKS:** 2 – 2 times, last: 5/28/23 at SEA... **STOLEN BASES:** 1 – 6 times, last: 4/26/23 vs LAD... **HITTING STREAK:** 7 games – 2 times, last: 4/10-17/23

CASTRO'S NOTABLE HOMERS

GRAND SLAMS: None... **INSIDE-THE-PARK HR:** None... **LEADOFF HR:** None... **PINCH HR:** 1 – 7/9/21 at NYM (Nick Tropeano)... **WALK-OFF HR:** None



75

Moisés
CHACE

RHP

B-T: R-R

HT: 6-0; **WT:** 230

OPENING DAY AGE: 21

BORN: June 9, 2003, La Guaira, VZ

RESIDES: La Guaira, VZ

HOW OBTAINED: Acquired from Baltimore Orioles with Seth Johnson for Gregory Soto, 7/30/24

2024

- Began the season with Aberdeen (A) in BAL's organization
- Posted a 1.41 ERA (5 ER, 32.0 IP) with 46 SO and a .189 OPP AVG (21-111) in his first 9 games (7 starts)
- On the minor league IL from 5/26-6/8 with a concussion
- Following his trade to the Phillies on 7/30, made his first appearance with Jersey Shore (A) on 8/3 at Hudson Valley
- His 13.20 SO/9.0 IP ranked 1st in the South Atlantic League (min. 60.0 IP)
- Promoted to Reading (AA) on 8/12 and struck out 45.5% (35-77) of batters faced with the Fightin' Phils
- Named Phillies Minor League Co-Pitcher of the Month for August after going 3-1 with a 2.59 ERA (7 ER, 24.1 IP) in 5 starts
- Set career highs in SO (13) and IP (6.0) on 8/31 at Somerset; his 13 SO were the most by a Reading pitcher since Jesse Biddle had 16 SO on 4/22/13
- Named Eastern League Pitcher of the Week (8/26-9/1) and earned MLB Pipeline Prospect Team of the Week honors (8/25-9/1)
- Added to the 40-man roster on 11/19
- Following the season, ranked as the No. 5 prospect in the Phillies minor league system by *Baseball America* and as having the best slider in the Phillies system

2023

- Spent the season with Delmarva (A) and ranked 2nd in the Carolina League (min. 60.0 IP) in SO/9.0 IP (13.24)
- Had a 0.00 ERA (17.0 IP) with 27 SO to 7 BB in 4 July outings (2 starts)
- On the minor league IL from 8/1-23 with right rotator cuff tendinitis

2022

- Pitched for Delmarva
- Posted a 1.76 ERA (3 ER, 15.1 IP) in his 5 relief appearances
- Held LHH to a .169 AVG (22-130) with a .269 SLG
- On the minor league IL from 5/10-28 (right elbow inflammation) and 6/25-7/22 (left knee strain)

2021

- Began professional career with Florida Complex League Orioles Black (R) and also pitched for FCL Orioles Orange

2020

- Did not pitch

PERSONAL

Moisés Alejandro Chace (pronounced chah-SAY)... Married, wife's name is Fatima; has a son, Moisés Alejandro...
Hobbies: Listening to music and playing video games...
Signed by: Koby Perez

MOISÉS CHACE'S CAREER STATISTICS

YEAR	CLUB	W-L	ERA	G	GS	CG	SHO	SV	IP	H	R	ER	HR	HB	BB	SO	WP	BK	AVG
2020	Did not pitch																		
2021	FCL Orioles-B	1-3	5.75	8	4	0	0	0	20.1	22	17	13	1	0	12	28	4	0	.259
	FCL Orioles-O	0-0	4.50	1	1	0	0	0	2.0	3	1	1	0	0	0	4	0	0	.333
2022	Delmarva	3-5	4.98	19	14	0	0	1	59.2	47	39	33	1	6	42	64	7	0	.213
2023	Delmarva	5-2	4.50	21	9	0	0	2	68.0	47	37	34	8	5	53	100	2	4	.198
2024	Aberdeen	2-2	3.46	17	9	0	0	1	52.0	37	22	20	5	6	30	76	2	0	.201
	Jersey Shore	1-1	4.15	2	2	0	0	0	8.2	6	4	4	0	0	3	13	0	0	.194
	Reading	2-1	3.66	4	4	0	0	0	19.2	14	10	8	3	0	7	35	0	1	.200
Minors Totals		14-14	4.42	72	43	0	0	4	230.1	176	130	113	18	17	147	320	15	5	.210

CHACE'S CAREER TRANSACTIONS

- Signed by Baltimore Orioles as an amateur free agent, July 2, 2019
- Traded to Philadelphia with Seth Johnson (rhp) for Gregory Soto (lhp), July 30, 2024



2 *Kody* CLEMENS

B-T: L-R

HT: 6-1; **WT:** 190

OPENING DAY AGE: 28

BORN: May 15, 1996, Houston, TX

RESIDES: Tomball, TX

ML SERVICE: 1 year, 134 days

HOW OBTAINED: Acquired from Detroit Tigers with Gregory Soto for Nick Maton, Donny Sands and Matt Vierling, 1/7/23

INF/OF

@kodyclemens

@kodyclem

2024

- Played 44 games across 3 stints with the Phillies (4/22-24, 5/4-7/8 and 9/1-end of season)
- Defensively, appeared at 1st base (15 G, 10 GS), 3rd base (11 G, 10 GS), 2nd base (8 G, 3 GS), LF (7 G, 1 GS) and pitcher (1 G)
- Set single-season career highs in runs (17), doubles (9), XBH (15) and RBI (18) while tying his 2022 total with 5 HR
- Tied a career high with 4 RBI on 5/7 vs TOR; hit his 2nd HR in as many starts and tripled for the first time in his career
- Hit his first career game-tying HR in the 9th inning (or later) with 2 outs on 5/18 vs WSH; was the farthest (413 ft.) and hardest-hit (106.6 mph) HR of his career
- On the 10-day IL from 5/31-6/27 with low back spasms; slashed .308/.308/.615 (.923 OPS) in 6 rehab apps with Lehigh Valley (AAA)
- Scored a run in a career-high 5 straight games from 9/1-6 and his 4 straight games with an RBI from 9/3-6 tied a career high
- Recorded an XBH in a career-high 4 straight games from 9/3-6
- Gave the Phillies their ninth walk-off win of the season on 9/9 vs TB with his second career walk-off hit (1B)
- Tossed the 9th inning on 9/13 vs NYM, his lone pitching appearance of the year and 12th of his career
- In 68 games with Lehigh Valley, slashed .266/.322/.489 (.811 OPS) with 13 doubles, 3 triples, 14 HR, 50 RBI, 20 walks, 43 runs and 6 SB
- Slashed .326/.385/.568 (.953 OPS) with 5 doubles, 6 HR, 18 RBI, 7 walks and 14 runs in 25 August games for the IronPigs
- Made his first career postseason appearance, going 2-for-5 (.400) with a double and an RBI in 4 games (no starts)
- In Game 1 of the NLDS vs NYM on 10/5, was the first Phillie with a postseason pinch-hit RBI (2B) since Ben Francisco (HR) on 10/4/11 in NLDS Game 3 at STL

2023

- Split his first season in the organization between the Phillies and Lehigh Valley
- Made his Phillies debut on 4/7 vs CIN and started at 1st base after being recalled earlier that day
- His 32 hits in only 49 games was a new career high; 11 of those hits went for extra bases (7 2B, 4 HR)
- Slashed .244/.294/.394 with 13 RBI and 15 runs in 37 games (136 PA) as a starter
- Collected his first hit as a Phillie on 4/12 vs MIA with a single in the 5th inning
- Appeared at SS for the first time in his career on 4/16 at CIN and pitched in RF for the first time in his career on 6/17 at OAK
- Hit his first HR as a Phillie on 4/23 vs COL

- Homered in back-to-back games from 4/29-30 for the first time in his career
- Became the third ML position player since 1961 to pitch in consecutive team games from 5/1-2, joining Luis Gonzalez (2022) and Hanser Alberto (2022)
- Slashed .333/.404/.476 in 15 games (47 PA) in May, compared to .172/.226/.483 in 11 games (31 PA) in April
- Registered a career-high 6-game hitting streak from 6/4-11 (.364, 8-22) and recorded a career-high 8 multi-hit games
- Notched the first walk-off hit of his career with a 2-out double in the 9th inning on 6/8 vs DET
- Made his fourth pitching appearance of the season on 6/10 vs LAD and retired the side on 5 pitches in the 9th inning
- Posted a 3.38 ERA (ER, 2.2 IP) as a pitcher
- Played in the 100th game of his ML career on 6/22 vs ATL
- Was optioned to Lehigh Valley on 7/2
- With the IronPigs, finished tied for the team lead in triples (4), ranked T-3rd in HR (18), T-6th in XBH (32), 7th in RBI (52) & walks (43), 8th in runs (51), T-8th in steals (7) and 9th in hits (60)
- After the season, was a part of the club's stay-ready camp in Clearwater for the duration of the postseason

2022

- Was shuttled between Toledo (AAA) and DET
- Recalled for the first time on 5/30 and made his ML debut on 5/31 in a start at 2nd base (0-3)
- With DET, posted a .636 SLG in 22 PA vs LHP (2 2B, 2 HR)
- Hit his first career HR on 6/25 at ARI (Joe Mantiplay)
- Hit his first career grand slam on 10/4 at SEA (gm 2) off Justus Sheffield
- Made 7 appearances at pitcher and posted a 3.86 ERA (3 ER, 7.0 IP)
- Struck out Shohei Ohtani for his first ML strikeout on 9/5 at LAA
- Made starts defensively at 4 different positions: 1st base (8), 2nd base (7), 3rd base (11) and LF (5)

2021

- Spent the season with Toledo but appeared in 3 games for Lakeland (A) as part of a minor league rehab assignment
- Finished T-2nd among all players in Triple-A East in triples (6) and 9th in RBI (66)
- Hit 2 HR on 7/22 at Indianapolis

2020

- Played for Team Texas in the independent Constellation Energy League

2019

- Named DET's minor league Gold Glove winner at 2nd base for the second consecutive season
- Began the season with Lakeland
- On 5/5 at Bradenton, went 4-for-5 with 2 doubles, 2 HR and 2 RBI
- Promoted to Erie (AA) on 8/20

2018

- Named DET's minor league Gold Glove winner at 2nd base
- Named an Organization All-Star by MiLB.com
- Began pro career with West Michigan (A)
- Had 21 walks to 27 strikeouts in 41 games for West Michigan and posted a .864 OPS
- Promoted to Lakeland on 8/17 for the remainder of the season

PERSONAL

Kody Alec Clemens... Married Jessica Butterfield (11/11/23)... Attended the University of Texas, where he was named the ABCA Co-Player of the Year and a First-Team All-American as a junior in 2018... Was a finalist for the Golden Spikes Award and the Dick Howser Trophy in 2018... Graduated from Memorial High School (TX)... Ranked 76th nationally in the final 2015 Perfect Game class rankings... Played in 2014 Perfect Game All-American Classic and 2014 PG National Showcase... Is the son of former ML pitcher Roger Clemens... His brother, Kacy, was selected by TOR in the 8th round of the 2017 MLB Draft... **Hobbies:** Hunting, fishing and golf... **Signed by:** Matt Lea

KODY CLEMENS' CAREER STATISTICS

YEAR	CLUB	AVG	G	AB	R	H	2B	3B	HR	RBI	SH	SF	HP	BB	SO	SB	CS	OBP	SLG	OPS	E
2018	West Michigan	.302	41	149	18	45	10	2	4	17	1	2	1	21	27	3	1	.387	.477	.864	4
	Lakeland	.238	11	42	6	10	2	0	1	3	0	1	1	2	12	1	0	.283	.357	.640	0
2019	Lakeland	.238	115	411	43	98	24	7	11	59	1	8	4	45	101	11	3	.314	.411	.725	4
	Erie	.170	13	47	5	8	2	0	1	4	0	0	1	6	18	0	0	.278	.277	.554	1
2020	Team Texas (ind.)	.233	28	90	14	21	6	1	4	12	0	4	0	9	20	2	0	.291	.456	.747	1
2021	Toledo	.247	97	369	66	91	15	6	18	59	0	6	2	36	94	4	1	.312	.466	.778	3
	Lakeland	.182	3	11	0	2	0	0	0	2	0	0	0	0	4	0	0	.182	.182	.364	0
2022	Toledo	.274	60	241	41	66	12	6	13	43	1	2	0	20	71	5	2	.327	.535	.862	5
	DETROIT	.145	57	117	13	17	4	0	5	17	0	2	0	8	33	1	0	.197	.308	.505	1
2023	Lehigh Valley	.256	62	234	51	60	10	4	18	52	0	1	1	43	58	7	3	.373	.564	.937	4
	PHILLIES	.230	49	139	15	32	7	0	4	13	0	0	1	8	40	0	0	.277	.367	.644	1
2024	Lehigh Valley	.266	68	274	43	73	13	3	14	50	0	3	4	20	63	6	1	.322	.489	.811	3
	PHILLIES	.219	44	114	17	25	9	1	5	18	0	0	1	5	29	0	0	.258	.447	.705	3
Minors Totals		.255	470	1778	273	453	88	28	80	289	3	23	14	193	448	37	11	.329	.471	.800	24
AL	Totals	.145	57	117	13	17	4	0	5	17	0	2	0	8	33	1	0	.197	.308	.505	1
NL	Totals	.225	93	253	32	57	16	1	9	31	0	0	2	13	69	0	0	.269	.403	.672	4
ML	Totals	.200	150	370	45	74	20	1	14	48	0	2	2	21	102	1	0	.246	.373	.619	5

CLEMENS' DIVISION SERIES STATISTICS

YEAR	CLUB, OPP	AVG	G	AB	R	H	2B	3B	HR	RBI	SH	SF	HP	BB	SO	SB	CS	OBP	SLG	OPS	E
2024	PHI, NYM	.400	4	5	0	2	1	0	0	1	0	0	0	0	2	0	0	.400	.600	1.000	0

CLEMENS' CAREER TRANSACTIONS

- Selected by Houston Astros in 35th round of 2015 MLB Draft, but did not sign
- Selected by Detroit Tigers in 3rd round of 2018 MLB Draft
- Traded to Philadelphia with Gregory Soto (lhp) for Nick Maton (inf), Donny Sands (c) and Matt Vierling (of), January 7, 2023
- On injured list with low back spasms, May 31-June 27, 2024; included rehab assignment to Lehigh Valley, June 21-27

CLEMENS' CAREER FIELDING

POSITION	PCT	G	PO	A	E	TC	DP
First base	.998	67	400	35	1	436	30
Third base	.925	28	9	40	4	53	7
Outfield	1.000	17	20	1	0	21	0
Second base	1.000	17	20	33	0	53	8
Shortstop	1.000	1	1	0	0	1	0
Pitcher	1.000	12	2	0	0	2	0

CLEMENS' GAME HIGHS

HITS: 3 – 9/6/24 at MIA... **RUNS:** 2 – 7 times, last: 9/6/24 at MIA... **DOUBLES:** 2 – 5/19/24 vs WSH... **TRIPLES:** 1 – 5/7/24 vs TOR... **HOME RUNS:** 1 – 14 times, last: 9/25/24 vs CHI... **RBI:** 4 – 2 times, last: 5/7/24 vs TOR... **WALKS:** 1 – 21 times, last: 9/29/24 at WSH... **STOLEN BASES:** 1 – 7/6/22 vs CLE... **HITTING STREAK:** 6 games – 6/4-11/23

CLEMENS' NOTABLE HOMERS

GRAND SLAMS: 1 – 10/4/22 at SEA (gm 2) (Justus Sheffield)... **INSIDE-THE-PARK HR:** None... **LEADOFF HR:** None... **PINCH HR:** None... **WALK-OFF HR:** None



80

Justin CRAWFORD

OF

@justincarcrawford
@Justincrawfordd

B-T: L-R

HT: 6-2; WT: 188

OPENING DAY AGE: 21

BORN: January 13, 2004, Phoenix, AZ

RESIDES: Las Vegas, NV

HOW OBTAINED: Selected by Phillies in 1st round (17th overall) of 2022 MLB Draft

Non-Roster Invitee

2024

- Was the recipient of the Paul Owens Award, given to the best hitter in the Phillies minor league system
- Started the season with Jersey Shore (A) and was promoted to Reading (AA) on 7/12
- Led all Phillies minor leaguers in hits (143) and all Phillies full-season minor leaguers in SB (42)
- Went 1-for-3 as the leadoff hitter for the National League in the All-Star Futures Game on 7/13 at Globe Life Field
- His 27 SB with Jersey Shore ranked T-2nd in the team's High-A era (2021-24) behind Johan Rojas' 33 in 2022
- His .301 AVG was the highest by a BlueClaw since they became a High-A affiliate (min. 250 AB)
- Eastern League rankings from 7/19 through the end of the season: 1st in AVG (.333), T-2nd in hits (55) & SB (15), T-3rd in 2B (11), 5th in OPS (.835), 6th in SLG (.455), T-7th in TB (75), 8th in OBP (.380) and T-8th in RBI (26)
- Overall, slashed .320/.370/.445 (.815 OPS) with 21 doubles, 4 triples and 7 HR in 436 PA against RHP
- Batted .313 with a .536 SLG in 126 PA with RISP
- Defensively, appeared in 93 games in CF and posted a .995 fielding percentage in 193 total chances
- Following the season, ranked as the No. 4 prospect in the Phillies system by *Baseball America* and No. 63 prospect in baseball by MLB.com
- Named Phillies Hitting Prospect of the Year by MLB Pipeline
- Named best hitter for average and fastest base runner in the Phillies farm system by *Baseball America* following the season
- Tallied a 1.010 OPS with Team USA in the Premier 12 Tournament that began in Mexico after the season and concluded with a bronze medal in Tokyo

2023

- Began the year with Clearwater (A) and led the Threshers in hits (95) and triples (6) and was tied for the lead in doubles (16)
- Overall, made 77 starts in CF

- Florida State League rankings: 3rd in SB, T-5th in triples, and T-8th in RBI
- Slashed .588/.588/1.000 (1.588 OPS) with 3 doubles, 2 triples, 4 RBI and 4 SB in 17 PA from 5/29-6/4, earning MLB Pipeline Prospect Team of the Week and FSL Player of the Week honors
- Hit his first professional HR on 7/5 vs Palm Beach
- Played in the All-Star Futures Game on 7/8 at T-Mobile Park
- Promoted to Jersey Shore on 8/14
- Named Phillies Minor League Hitter of the Month for August after slashing .412/.474/.632 with 7 doubles, 1 triple, 2 HR, 19 RBI, 9 walks and 6 SB in 17 games
- Appeared in 3 playoff games for Jersey Shore
- Named FSL MVP, FSL Top MLB Prospect, a FSL postseason All-Star and a *Baseball America* Low Class A All-Star
- Following the season, ranked as the No. 2 prospect in the Phillies organization by *Baseball America*
- Named a Phillies Organization All-Star by MiLB.com
- Named best hitter for average, best athlete and best defensive outfielder in the Phillies system by *Baseball America* following the season

2022

- Spent season with Florida Complex League Phillies (R)
- Made pro debut, 8/9 at FCL Yankees and stole 3 bases
- Finished season with Clearwater
- Started his career with a 5-game on-base streak
- Participated in Florida Instructional League
- Following the season, was ranked as the No. 4 prospect in the Phillies organization by *Baseball America*

PERSONAL

Justin Crawford... 2022 graduate of Bishop Gorman High School (NV)... Was named 2022 Male Athlete of the Year by the *Las Vegas Sun*... In his senior season, posted a .503 AVG (77-153) with 17 2B, 8 3B, 5 HR, 52 RBI, 20 SB, a .553 OBP and a 1.379 OPS in 42 games... Son of former ML All-Star Carl Crawford... **Hobbies:** Watching movies and playing video games... **Signed by:** Zach Friedman

JUSTIN CRAWFORD'S CAREER STATISTICS

YEAR	CLUB	AVG	G	AB	R	H	2B	3B	HR	RBI	SH	SF	HP	BB	SO	SB	CS	OBP	SLG	OPS	E
2022	FCL Phillies	.297	11	37	6	11	0	1	0	5	0	0	1	5	6	8	3	.395	.351	.746	0
	Clearwater	.143	5	21	2	3	0	0	0	0	0	0	0	2	9	2	1	.217	.143	.360	0
2023	Clearwater	.344	69	276	51	95	16	6	3	60	2	3	2	25	53	40	7	.399	.478	.877	6
	Jersey Shore	.288	18	73	20	21	6	2	0	4	0	0	2	7	16	7	1	.366	.425	.791	1
2024	Jersey Shore	.301	70	292	54	88	14	4	6	35	2	1	1	21	64	27	8	.349	.438	.787	1
	Reading	.333	40	165	25	55	11	0	3	26	1	1	2	11	29	15	1	.380	.455	.835	0
Minors Totals		.316	213	864	158	273	47	13	12	130	5	5	8	71	177	99	21	.371	.442	.813	8

CRAWFORD'S CAREER TRANSACTIONS

- Selected by Philadelphia in 1st round (17th overall) of 2022 MLB Draft



54

Nabil CRISMATT

RHP

@nabilcrismatt

B-T: R-R

HT: 6-1; **WT:** 200

OPENING DAY AGE: 30

BORN: December 25, 1994, Barranquilla, Colombia

RESIDES: Miami, FL

ML SERVICE: 2 years, 158 days

HOW OBTAINED: Signed by Phillies as a minor league free agent, 12/13/24

Non-Roster Invitee

2024

- Began season with Oklahoma City (AAA) in LAD's organization
- Had his contract selected by LAD on 3/31 and pitched that day against STL (2.0 IP, 0 R, 3 SO)
- Was shuttled between Oklahoma City and LAD before electing free agency on 5/17
- Signed with TEX on 5/20 and appeared in 8 games for Round Rock (AAA) before being released on 6/25
- Signed with SD on 6/28 and appeared in 15 games (13 GS) for El Paso (AAA)

2023

- Pitched for Colombia in the World Baseball Classic
- Began the season in SD's organization
- Was on the IL with a left hip strain, 4/19-6/15; appeared in 9 rehab games with El Paso
- Elected free agency on 6/25 and signed a minor league contract with ARI on 6/30
- Pitched in 9 games for Reno (AAA) before his contract was selected by ARI on 8/19
- Appeared in 1 game on 8/26 vs CIN before being outrighted to Reno for remainder of the season

2022

- Spent his second season with SD and appeared in a career-high 50 games
- Made his lone start on 4/10 at ARI (3.0 IP, 0 R) after Blake Snell was scratched
- Over his first 24 games (4/10-6/24), posted a 1.27 ERA (5 ER, 35.1 IP) and held the 137 batters he faced to a .190/.255/.262 slash line (.517 OPS)
- Optioned to El Paso on 9/11 before being recalled on 10/5
- Pitched a season-high 4.0 innings in SD's final game of the season, 10/5 vs SF
- Did not pitch in the postseason

2021

- Was a non-roster invitee to spring training with SD and made his first career Opening Day roster
- Led all SD relievers in innings pitched (81.1)
- Spent most of the season with SD (45 G) but also pitched in 3 games for El Paso
- Picked up his first ML win on 4/22 at LAD (0.2 IP)
- Had a career-best 14.0-inning scoreless streak, 8/24-9/22 (10 G)

2020

- Was a non-roster invitee to spring training with STL
- Made his ML debut on 8/17 at CHI (1.0 IP, 2 SO)
- Did not pitch in the postseason

2019

- Was a non-roster invitee to spring training with STL
- Split the season between Arkansas (AA) and Tacoma (AAA)
- Combined to post a 4.49 ERA (65 ER, 130.1 IP) in 27 games (21 GS) across both levels
- Led the Texas League with 2 CG and 1 SHO; was named a TL midseason All-Star
- Led a career-high 14 SO in a 9.0-inning shutout vs Northwest Arkansas on 7/10

2018

- Combined for 27 starts between Binghamton (AA) and Las Vegas (AAA) in the NYM organization
- Named an Eastern League midseason All-Star
- Among the organization's minor league pitchers, was 1st with 11 wins and ranked 2nd in games started (27), 3rd in innings pitched (144.0) and 4th in strikeouts (140)

2017

- Pitched for St. Lucie (A) in NYM's organization
- Posted a career high in innings pitched (145.2)
- Led the Florida State League with 142 strikeouts
- Struck out a season-high 13 batters in a CG, 6/13 vs Jupiter
- Pitched for Team Colombia in the WBC, making one start

2016

- Pitched across three levels and combined to post a 2.47 ERA (18 ER, 65.2 IP) in 13 games (7 GS) for Brooklyn (A), Columbia (A) and Binghamton
- Had 74 strikeouts to only 7 walks in his 13 games between the three teams (10.57 SO/BB ratio)
- Had three 10+ strikeout games, including a season-high 11 on 7/23 vs Aberdeen

2015

- Pitched for Kingsport (R) and appeared in 12 games (8 GS)

2014

- Pitched for Gulf Coast League Mets (R)
- Averaged 10.61 SO/9.0 IP

2013

- Pitched for Dominican Summer League Mets 2 (R)

2012

- Began professional career pitching for DSL Mets 1 and 2

PERSONAL

Nabil Antonio Crismatt...Married, wife's name is Maria; has one daughter, Nicole... **Hobby:** Enjoying the ocean...
Signed by: Rafael Perez, Ismael Cruz and Harold Herrera

NABIL CRISMATT'S CAREER STATISTICS

YEAR	CLUB	W-L	ERA	G	GS	CG	SHO	SV	IP	H	R	ER	HR	HB	BB	SO	WP	BK	AVG
2012	DSL Mets 1	3-0	3.00	13	0	0	0	0	18.0	14	6	6	0	3	5	17	2	0	.215
	DSL Mets 2	1-0	7.36	6	0	0	0	0	7.1	7	6	6	1	3	3	6	1	1	.318
	DSL Combined	4-0	4.26	19	0	0	0	0	25.1	21	12	12	1	6	8	23	3	1	.241
2013	DSL Mets 2	4-2	1.33	24	0	0	0	8	40.2	23	8	6	0	5	13	46	2	0	.174
2014	GCL Mets	1-1	2.25	19	0	0	0	2	28.0	15	8	7	1	0	10	33	0	1	.161
2015	Kingsport	6-1	2.90	12	8	0	0	0	62.0	52	23	20	6	5	12	63	3	1	.223
2016	Brooklyn	0-1	3.19	8	3	0	0	1	31.0	26	11	11	4	0	4	35	5	0	.218
	Columbia	1-2	1.88	4	3	0	0	0	28.2	20	8	6	1	2	2	32	1	0	.192
	Binghamton	0-1	1.50	1	1	0	0	0	6.0	5	1	1	1	0	1	7	0	0	.227
2017	St. Lucie	6-13	3.95	26	25	1	0	0	145.2	161	82	64	17	12	36	*142	5	0	.278
2018	Binghamton	8-6	3.59	18	18	1	0	0	105.1	95	49	42	8	7	37	105	6	1	.243
	Las Vegas	3-4	8.84	9	9	0	0	0	38.2	61	40	38	8	4	19	35	0	1	.365
2019	Arkansas	4-5	1.94	14	13	*2	*1	0	83.2	57	22	18	6	3	11	89	11	0	.186
	Tacoma	0-5	9.06	13	8	0	0	0	46.2	67	51	47	15	1	21	68	0	0	.324
2020	ST. LOUIS	0-0	3.24	6	0	0	0	0	8.1	6	3	3	2	0	1	8	0	0	.200
2021	SAN DIEGO	3-1	3.76	45	0	0	0	0	81.1	87	40	34	10	8	24	71	3	0	.274
	El Paso	0-0	0.00	3	0	0	0	0	3.2	3	0	0	0	0	1	6	0	0	.214
2022	SAN DIEGO	5-2	2.94	50	1	0	0	0	67.1	57	29	22	5	2	22	65	0	2	.226
	El Paso	1-0	2.45	3	0	0	0	0	3.2	2	1	1	1	0	0	5	0	0	.154
2023	SAN DIEGO	0-1	9.82	7	0	0	0	0	11.0	17	12	12	3	1	7	9	2	0	.347
	El Paso+	0-0	6.94	9	0	0	0	0	11.2	12	9	9	4	1	5	11	1	0	.261
	Reno	4-3	6.85	14	9	0	0	0	47.1	59	38	36	10	1	18	44	2	1	.303
	ARIZONA	0-1	0.00	1	0	0	0	0	2.0	2	1	0	0	0	0	3	0	1	.250
	SD/ARI	0-2	8.31	8	0	0	0	0	13.0	19	13	12	3	1	7	12	2	1	.333
2024	LOS ANGELES-NL	1-1	2.57	5	0	0	0	0	7.0	7	3	2	1	0	0	6	0	0	.269
	Oklahoma City	1-0	5.68	4	3	0	0	0	12.2	15	9	8	3	0	0	15	0	1	.288
	Round Rock	0-1	7.36	8	0	0	0	0	11.0	18	10	9	1	0	4	10	0	1	.360
	El Paso	1-3	5.53	15	13	0	0	0	55.1	66	36	34	5	2	24	50	3	1	.293
Minors Totals		44-48	4.22	223	113	4	1	11	787.0	778	418	369	92	49	226	819	42	9	.256
ML Totals		9-6	3.71	114	1	0	0	0	177.0	176	88	73	21	11	54	162	5	3	.258

* League leader
+ Rehab assignment

CRISMATT'S WORLD BASEBALL CLASSIC STATISTICS

YEAR	CLUB	W-L	ERA	G	GS	CG	SHO	SV	IP	H	R	ER	HR	HB	BB	SO	WP	BK	AVG
2017	Colombia	0-0	6.00	1	1	0	0	0	3.0	3	3	2	0	0	1	1	1	0	.250
2023	Colombia	0-0	2.25	1	1	0	0	0	4.0	3	1	1	0	0	0	3	0	0	.200
WBC Totals		0-0	3.86	2	2	0	0	0	7.0	6	4	3	0	0	1	4	1	0	.222

CRISMATT'S CAREER TRANSACTIONS


- Signed by New York Mets as an amateur free agent, August 3, 2011
- Signed by Seattle Mariners as a minor league free agent, December 3, 2018
- Signed by St. Louis Cardinals as a minor league free agent, November 20, 2019
- Signed by San Diego Padres as a minor league free agent, December 17, 2020
- On injured list with a left hip strain, April 19-June 15, 2023; included a rehab assignment to El Paso, May 16-June 13
- Signed by Arizona Diamondbacks as a minor league free agent, June 30, 2023
- Signed by Los Angeles Dodgers as a minor league free agent, December 12, 2023
- Signed by Texas Rangers as a minor league free agent, May 20, 2024
- Signed by San Diego Padres as a minor league free agent, June 28, 2024
- Signed by Philadelphia as a minor league free agent, December 13, 2024

CRISMATT'S CAREER FIELDING

POSITION	PCT	G	PO	A	E	TC	DP
Pitcher	.971	114	11	22	1	34	2


CRISMATT'S GAME HIGHS

LOW-HIT CG: N/A... **SHUTOUTS:** N/A... **STRIKEOUTS:** 5 – 4/13/21 at PIT... **WALKS:** 3 – 3 times, last: 8/28/22 at KC... **LONGEST OUTING:** 5.0 inn. – 2 times, last: 7/7/21 vs WSH... **WINNING STREAK:** 7 games – 4/22/21-6/24/22... **LOSING STREAK:** 3 games – 7/14/22-8/26/23... **SCORELESS STREAK:** 14.0 inn. – 8/24-9/22/21



74

José
CUAS

RHP
 @josecuas28

B-T: R-R
HT: 6-3; **WT:** 195
OPENING DAY AGE: 30
BORN: June 28, 1994, Santo Domingo, DR
RESIDES: Brooklyn, NY
ML SERVICE: 2 years, 19 days
HOW OBTAINED: Claimed off waivers from Toronto Blue Jays, 9/7/24

Non-Roster Invitee

2024

- Made CHI's Opening Day roster
- Had 2 stints with the Cubs (3/30-4/10 and 5/11-22) before being claimed off waivers by TOR on 6/23
- Claimed off waivers by the Phillies on 9/7 and appeared in 4 games for Lehigh Valley (AAA)

2023

- Began the season with KC before being traded to CHI on 7/31
- With CHI, limited opponents to a .205 AVG, lowest among all Cubs relievers (min. 20 G)
- Picked up his second career save on 9/23 vs COL
- Appeared in 72 games between both clubs which ranked T-9th among all ML pitchers

2022

- Made his ML debut with KC on 5/31 at CLE (1.0 IP, SO)
- Combined to post a 1.93 ERA (3 ER, 14.0 IP) over his first 18 ML appearances (5/31-7/6)
- Recorded his first ML save on 8/9 vs CWS
- Named the Tony Conigliaro Award winner, awarded to a "major leaguer who has overcome adversity through the attributes of spirit, determination, and courage that were trademarks of Tony C"

2021

- Began the season with Long Island in the independent Atlantic League
- Signed a minor league contract with KC on 6/23
- Following the season, pitched for Aguilas in the Dominican Winter League

2020

- Did not pitch

2019

- Pitched across 3 levels in ARI's minor league system and combined to post a 1.60 ERA (8 ER, 45.0 IP) and 0.96 WHIP

2018

- Converted to pitcher prior to the season and pitched in 13 games for Wisconsin (A)
- Struck out 19 batters in 19.1 innings

2015-17

- Began pro career as an infielder in MIL's minor league system

PERSONAL

José Luis Cuas... Married, wife's name is Anais; has three children: Jose III, Annalise and Lyla... Attended the University of Maryland... 2012 graduate of Grand Street High School (NY)... **Hobby:** Playing video games... **Signed by:** Dan Nellum

JOSÉ CUAS' CAREER STATISTICS

YEAR	CLUB	W-L	ERA	G	GS	CG	SHO	SV	IP	H	R	ER	HR	HB	BB	SO	WP	BK	AVG
2018	Wisconsin	2-0	8.38	13	0	0	0	0	19.1	26	18	18	3	4	10	19	3	0	.333
2019	Visalia	1-1	2.63	5	0	0	0	0	13.2	15	4	4	1	0	2	11	1	0	.288
	Kane County	3-2	1.64	14	0	0	0	7	22.0	14	6	4	1	2	9	18	5	0	.182
	Hillsboro	2-0	0.00	7	0	0	0	3	9.1	1	0	0	0	1	2	6	0	0	.037
2020	Did not pitch																		
2021	Omaha	1-0	0.00	3	0	0	0	0	5.0	2	0	0	0	1	1	4	0	0	.125
	NW Arkansas	3-1	1.95	22	0	0	0	3	32.1	31	11	7	1	2	7	32	0	0	.252
	ACL Royals-B	1-0	0.00	2	0	0	0	0	4.1	0	0	0	0	0	0	8	0	0	.000
2022	Omaha	0-3	1.61	22	0	0	0	3	22.1	17	7	4	1	3	7	21	1	0	.205
	KANSAS CITY	4-2	3.58	47	0	0	0	1	37.2	39	18	15	2	6	24	34	1	0	.264
2023	Omaha	0-0	9.00	1	0	0	0	1	1.0	1	1	1	1	0	1	2	0	0	.250
	KANSAS CITY	3-0	4.54	45	1	0	0	0	41.2	46	21	21	6	4	21	52	2	0	.277
	CHICAGO-NL	0-2	3.04	27	1	0	0	1	23.2	17	9	8	2	3	14	19	3	0	.205
	KC/CHI	3-2	3.99	72	2	0	0	1	65.1	63	30	29	8	7	35	71	5	0	.253
2024	CHICAGO-NL	0-0	7.43	9	0	0	0	0	13.1	16	12	11	3	3	6	14	2	0	.291
	Iowa	1-1	6.35	10	0	0	0	1	11.1	11	9	8	1	0	9	24	3	0	.256
	Buffalo	1-1	6.89	16	0	0	0	1	15.2	22	12	12	3	2	7	16	2	0	.333
	TORONTO	0-0	9.00	4	0	0	0	0	3.0	3	3	3	1	2	4	3	0	0	.250
	Lehigh Valley	0-1	4.91	4	0	0	0	0	3.2	4	2	2	0	1	2	5	1	0	.286
	CHI/TOR	0-0	7.71	13	0	0	0	0	16.1	19	15	14	4	5	10	17	2	0	.284
Minors Totals		15-10	3.38	119	0	0	0	19	160.0	144	70	60	12	16	57	166	16	0	.242
AL	Totals	7-2	4.26	96	1	0	0	1	82.1	88	42	39	9	12	49	89	3	0	.270
NL	Totals	0-2	4.62	36	1	0	0	1	37.0	33	21	19	5	6	20	33	5	0	.239
ML	Totals	7-4	4.37	132	2	0	0	2	119.1	121	63	58	14	18	69	122	8	0	.261

CUAS' CAREER TRANSACTIONS

- Selected by Milwaukee Brewers in 11th round of 2015 MLB Draft
- Signed by Arizona Diamondbacks as a minor league free agent, May 25, 2019
- Signed by Kansas City Royals as a free agent, June 23, 2021
- Traded to Chicago Cubs for Nelson Velázquez (of), July 31, 2023
- Claimed off waivers by Toronto Blue Jays, June 23, 2024
- Claimed off waivers by Philadelphia, September 7, 2024

CUAS' CAREER FIELDING

POSITION	PCT	G	PO	A	E	TC	DP
Pitcher	1.000	132	4	13	0	17	0

CUAS' GAME HIGHS

LOW-HIT CG: N/A... **SHUTOUTS:** N/A... **STRIKEOUTS:** 3 – 5 times, last: 5/17/24 vs PIT... **WALKS:** 3 – 2 times, last: 7/30/24 at BAL... **LONGEST OUTING:** 2.0 inn. – 5 times, last: 5/14/24 at ATL... **WINNING STREAK:** 5 games – 8/30/22-5/23/23... **LOSING STREAK:** 2 games – 2 times, last: 9/8/23-current... **SCORELESS STREAK:** 8.1 inn. – 8/26/22-9/25/22



78

Tristan
GARNETT

LHP

B-T: L-L

HT: 6-6; WT: 243

OPENING DAY AGE: 26

BORN: March 29, 1998, Portland, OR

RESIDES: Portland, OR

HOW OBTAINED: Signed by Phillies as a non-drafted free agent, 7/20/21

Non-Roster Invitee

2024

- Spent most of the season with Reading (AA) before being promoted to Lehigh Valley (AAA) on 9/18
- Pitched in 2 rehab games with Clearwater (A) while on the minor league IL from 7/6-9/3
- Of his 34 combined outings between the three levels, 27 were scoreless
- Following the season, pitched for Glendale in the Arizona Fall League

2023

- Began the year with Jersey Shore (A)
- Posted a 0.45 ERA (1 ER, 20.0 IP) with a 0.70 WHIP and a .125 OPP AVG (8-64) in his final 17 outings with the BlueClaws
- Promoted to Reading on 8/4 and averaged 13.50 SO/9.0 IP with the Fightin Phils
- Did not allow an ER in 23 straight games (27.1 IP) from 6/9-8/27, the longest such streak in Minor League Baseball
- Overall, did not allow an ER in 39 of his 46 appearances
- His combined 1.94 ERA (11 ER, 51.0 IP) was 4th-best among Phillies minor league pitchers (min. 50.0 IP)

2022

- Ranked 3rd among all Phillies minor league pitchers with a 1.80 ERA (min. 35.0 IP)
- Averaged 12.60 SO/9.0 IP (49 SO, 35.0 IP) and posted a 8.17 SO/BB ratio (6 BB)
- Posted a 0.41 ERA (1 ER, 22.0 IP) over his first 14 games
- Started season with Clearwater before being promoted to Jersey Shore on 8/29, where he finished the season; also appeared in 1 game for Florida Complex League Phillies (R)

2021

- Began pro career with FCL Phillies
- Participated in Florida Instructional League

PERSONAL

Tristan Jerome Garnett... Attended California State University, Dominguez Hills and Linn-Benton Community College (OR)... 2016 graduate of Westview High School (OR)... **Hobbies:** Listening to music, fishing, photography and hiking... **Signed by:** Demerius Pittman

TRISTAN GARNETT'S CAREER STATISTICS

YEAR	CLUB	W-L	ERA	G	GS	CG	SHO	SV	IP	H	R	ER	HR	HB	BB	SO	WP	BK	AVG
2021	FCL Phillies	1-3	6.57	7	0	0	0	0	12.1	21	9	9	2	0	6	14	2	0	.382
2022	Clearwater	3-1	1.86	19	0	0	0	2	29.0	20	7	6	2	2	5	43	1	0	.196
	FCL Phillies	0-0	0.00	1	0	0	0	0	1.2	1	0	0	0	0	1	0	0	0	.200
	Jersey Shore	0-0	2.08	3	0	0	0	0	4.1	6	1	1	0	0	0	6	0	0	.316
2023	Jersey Shore	3-3	2.39	34	0	0	0	1	37.2	25	16	10	2	1	15	36	6	1	.191
	Reading	1-1	0.68	12	0	0	0	1	13.1	9	4	1	0	0	4	20	3	0	.184
2024	Reading	1-3	2.87	31	0	0	0	1	37.2	27	15	12	2	1	26	50	3	0	.197
	Clearwater	0-0	0.00	2	0	0	0	0	2.1	2	0	0	0	0	2	4	0	0	.222
	Lehigh Valley	0-0	0.00	1	0	0	0	0	1.0	0	0	0	0	0	0	2	0	0	.000
Minors Totals		9-11	2.52	110	0	0	0	5	139.1	111	52	39	8	4	59	175	15	1	.218

GARNETT'S CAREER TRANSACTIONS

- Signed by Philadelphia as a non-drafted free agent, July 20, 2021



B-T: L-R
HT: 6-3; **WT:** 210
OPENING DAY AGE: 32
BORN: October 16, 1992, Las Vegas, NV
RESIDES: Las Vegas, NV
ML SERVICE: 12 years, 159 days
HOW OBTAINED: Signed by Phillies as a free agent, 3/2/19
CONTRACT STATUS: Signed a 13-year contract on 3/2/19, taking him through 2031

2024

- Won his fourth career Silver Slugger Award and finished sixth in NL MVP voting
- Became the 4th player in MLB history to win a Silver Slugger at 3 different positions (OF, 1B, DH), joining Miguel Cabrera, Albert Pujols and AI Oliver
- In his first full season at 1st base, named a 2024 Rawlings Gold Glove Award finalist (also a 2019 finalist in RF)
- Named All-MLB Second Team
- Ranked 3rd in the NL in 2B (42), 4th in XBH (72), SLG (.525) & OPS (.898), 5th in OBP (.373), 8th in AVG (.285) & fWAR (5.2), T-8th in BB (76) and T-9th in HR (30)
- Ranked 2nd among NL 1st basemen with 8 outs above average and ranked T-3rd among NL 1B with 5 defensive runs saved
- Had a 1.122 OPS with RISP (148 PA), a 1.407 OPS with RISP & 2 outs (48 PA) and a 2.056 OPS with the bases loaded (9 PA, 13 RBI – 2 GS/2 2B/BB)
- His 42 doubles matched his single-season career high from 2021
- Received most votes in the NL for his 8th career All-Star selection and was the third Phillies 1st baseman to earn a fan-elected start (Rose '81-82, Kruk '93); went 1-for-3 (2B) on 7/16 at Globe Life Field
- Became the fourth player in MLB history with 5+ ASG starts in the OF to also make an ASG start in the infield (Hank Aaron, Stan Musial, Carl Yastrzemski)
- Had his second career 3-HR game on 4/2 at CIN (also, 5/6/15) and joined Jayson Werth (5/16/08) and Dick Allen (9/29/68) as the third Phillie with a GS in a 3-HR game
- Was on the paternity list from 4/22-24 and homered in each of his first 2 games back, 4/25-26
- Homered in 3 straight games from 5/5-7 for the 11th time in his career and was the 4th Phillie with either a 3-run HR or grand slam in 3 straight games, joining Aaron Altherr in 2017, Mike Schmidt in 1981 and Andy Seminick in 1949
- Hit 2 grand slams in a season (5/7 vs TOR & 4/2 at CIN) for the third time in his career (also, 2019 & 2016)
- Named NL Player of the Month for May and June (4x career); first Phillie with monthly honor in consecutive months since Ryan Howard, Aug.-Sept. 2006
- Walked twice on 6/9 vs NYM at London Stadium for 1,000 career BB; is the 14th player in MLB history with 1,000 BB, 1,000+ R and 300+ HR in under 1,600 G
- Reached base safely in 21 straight games from 6/3-24 and went 21 straight PA without a strikeout from 6/15-21; it was his longest on-base streak since 9/4-28/21 (23 G)
- Had a 12-game hit streak from 6/15-24 (.423/.455/.865, 1.320 OPS), his first double-digit hitting streak since 9/4-18/21 (14 G)
- On the 10-day IL from 6/28-7/8 with a left hamstring strain

HARPER PHAST PHACTS

- 2-time NL MVP (2015 & 2021)
- 2022 NLCS MVP
- 8-time NL All-Star (2012-13; 2015-18; 2022; 2024)
- 4-time NL Silver Slugger Award winner (2015, 2021, 2023 & 2024)
- 2-time NL Hank Aaron Award winner (2015 & 2021)
- 2015 & 2021 NL Outstanding Player of the Year (MLBPA)
- 2015 *Baseball America* Player of the Year
- 2021 All-MLB First Team
- 2024 All-MLB Second Team
- 2021 Stan Musial Award winner
- 2012 NL Rookie of the Year
- 2018 Home Run Derby winner
- 2-time NL Rookie of the Month
- 4-time NL Player of the Month
- 7-time NL Player of the Week
- NL home run leader (tied) in 2015
- 2019 & 2024 NL Gold Glove Award finalist
- HR on 7/13 vs OAK gave him at least 1 HR against all 30 ML clubs (including postseason HR vs HOU in the 2022 World Series)
- Recorded his 700th career XBH on 7/20 at PIT and became the 7th player in MLB history with 700 XBH, 1,000 runs and 1,000 walks before turning 32 years old
- Has played in all 30 active ML ballparks after facing MIN at Target Field from 7/22-24
- On 7/27 vs CLE, became the 13th player in MLB history with 100+ HR in 2+ ballparks (CBP & Nationals Park) – was the 3rd ever to reach 100 HR at CBP (Howard and Utley)
- Reached 3,000 career total bases on 8/4 at SEA, the 42nd player in MLB history to reach the mark and the 13th LHH before age 32
- Slashed .333/.529/.750 (1.279 OPS) with 3 XBH, 3 RBI, 5 walks and 3 runs in 4 postseason games
- Hit his 12th postseason HR as a Phillie in Game 2 of the NLDS vs NYM on 10/6, tied with Kyle Schwarber for most in Phils history
- 1.153 postseason OPS with PHI is 4th-highest in MLB history with 1 team (min. 100 PA) – Bonds (SF, 1.195), Gehrig (NYY, 1.214) and Ruth (NYY, 1.285)

2023

- Won his third career Silver Slugger Award and finished 12th in NL MVP voting
- Was selected as the Phillies nominee for the Hank Aaron Award

- Ranked 4th in the NL in PA/BB (.683), 5th in OBP (.401), 6th in AVG (.293), 7th in OPS (.900) and 8th in walks (80)
- Missed the beginning of the season recovering from UCL reconstruction/repair with ulnar nerve transposition on his right elbow and was reinstated from the 10-day IL on 5/2, 160 days after undergoing Tommy John surgery on 11/23/22
- Became the sixth active player with 1,500 hits and 300 HR in his first 12 MLB seasons and the 18th player in MLB history to reach those marks before turning 31 years old (last, Miguel Cabrera in 2012)
- On 8/30 vs LAA, became the 12th active player to hit 300 career HR and the 4th-youngest to accomplish the feat
- Was the fifth player to hit his 300th HR in a Phillies uniform, joining Ryan Howard (9/22/12), Mike Schmidt (8/14/81), Roy Sievers (7/19/63) and Chuck Klein (8/18/41)
- Tallied his ninth career 20-HR season after slugging his first HR of the season on 5/6 vs BOS
- Tallied his 1,400th ML hit in his 1,400th career game on 5/23 vs ARI; registered the 5,000th AB of his career on 5/25 at ATL
- Reached 900 career walks on 6/11 vs LAD, the 4th-fastest (1416 G) of the 7 other active major leaguers with 900 walks (Joey Votto, 1319 G; Mike Trout, 1353 G; Carlos Santana, 1364 G)
- Reached base safely in a season-high 15 straight games (15 H, 11 BB) from 6/8-25
- Played his 500th game in a Phillies uniform on 6/25 vs NYM
- Appeared at 1st base for the first time in his career on 7/21 at CLE, becoming the 25th player in the modern era to play in over 1,400 major league games (1,446th) before making his first career infield start (last, Nelson Cruz in 2021)
- Registered his lone multi-HR game of the season on 8/16 at TOR; was the 25th of his career and his 8th as a Phillie
- Notched his second career inside-the-park HR on 8/21 vs SF, the first regular season inside-the-park HR by a Phillie since his own on 7/27/21 vs WSH
- Had multiple hits in 5 straight games from 8/21-26 and 6/30-7/5 (3x career, also 9/25-29/12), the first Phillie with multiple 5+ game streaks of 2+ hits in a single season since Jimmy Rollins had 2 such streaks of 6 games in 2006
- Homered in 3 straight games twice, 8/21-23 and 8/28-30
- His 1.236 OPS (min. 100 PA) and .784 SLG for August were the highest by a Phillie since Gavy Cravath in 1913 (1.276 OPS) and Mike Schmidt in 1981 (.817 SLG)
- Connected for the 1,500th hit of his ML career on 9/12 at ATL; was a first-pitch HR off Joe Jimenez
- Slashed .286/.455/.643 (1.098 OPS) over 13 games in the postseason
- Hit 3 HR in the NLDS vs ATL, giving him 10 career NLDS homers, the most by any player in MLB history
- Tied Jayson Werth and Kyle Schwarber for the most postseason HR in Phillies history (at the time) with his 11th as a Phillie in Game 5 of the NLCS vs ARI (Zac Gallen) on 10/21
- Became the fourth player in MLB postseason history to homer on his birthday, 10/16, in Game 1 of the NLCS vs ARI (Zac Gallen), joining Kolten Wong (25, 10/10/15), Evan Longoria (28, 10/7/13) and Willie Aikens (26, 10/14/80)
- Stole home in Game 5 of the NLCS vs ARI on 10/21, the 22nd steal of home in postseason history and the first in LCS play since CHI's Javier Báez in Game 1 of the 2016 NLCS

2022

- Elected as an NL All-Star by the fans to be the starting designated hitter, but did not play due to injury; was his seventh career All-Star selection
- Among players with at least 425 PA, his .877 OPS ranked 6th in the NL (11th in MLB)
- His 1.182 OPS with RISP ranked 1st in the NL and 3rd in MLB (min. 100 PA), behind only NYY's Aaron Judge (1.241) and LAA's Shohei Ohtani (1.213)
- Slugged 17 HR as a designated hitter, T-1st in the NL (T-4th in MLB)
- His .923 OPS on the road ranked 3rd in the NL (min. 200 PA)
- Appeared in 51 of the team's wins, posting a .335/.423/.611 slash line (1.034 OPS) in those games
- Reached base safely in 38 consecutive games at Citizens Bank Park from 7/23/21-4/9/22, the 2nd-longest on-base streak in the history of CBP (Jimmy Rollins – 44 games, 7/11/04-4/29/05)
- Became the eighth player in MLB history to reach 250 HR, 100 steals and 800 walks in his first 10 years, joining Mike Schmidt, Mickey Mantle, Mike Trout, Barry Bonds, Chipper Jones, Jeff Bagwell and Paul Goldschmidt
- Did not play on 5/15 at LAD, snapping his streak of 106 consecutive games played from 7/17/21-5/14/22, the 2nd-longest games played streak of his career (longest: 148 games from 8/10/18-7/23/19)
- Named NL Player of the Week for the period of 5/9-15, his seventh career NL Player of the Week Award
- Had 34 XBH in his first 50 games
- Recorded his 24th career multi-HR game on 6/3 vs LAA, his seventh career multi-HR game as a Phillie
- Slugged his sixth career grand slam on 6/5 vs LAA (Raisel Iglesias)
- Sustained a left thumb fracture after being hit by a pitch on 6/25 at SD and was placed on the 10-day IL on 6/26
- Through 6/25, ranked 2nd among NL players in OPS (.985) & SLG (.599), 3rd in XBH (37), 4th in TB (145) and 5th in AVG (.318)
- Was transferred to the 60-day IL on 8/18; appeared in 2 games with Lehigh Valley (AAA) on a rehab assignment and batted .625 (5-8) with 2 doubles, 2 HR, 6 RBI, 3 runs and 2 walks
- Was reinstated from the 60-day IL on 8/26
- On 9/14 at MIA, hit his 100th HR as a Phillie in his 436th game with the club; became the 4th-fastest player (in terms of games played) to hit 100 career HR as a Phillie, trailing Ryan Howard (325 G), Jim Thome (384 G) and Chuck Klein (390 G)

HIGHEST OBP IN MLB (2015-24; min. 2,500 PA)

1.	Juan Soto	.421
2.	Mike Trout	.418
3.	Aaron Judge	.406
4.	Joey Votto	.403
5.	BRYCE HARPER	.399

HIGHEST SLG IN MLB (2015-24; min. 2,500 PA)

1.	Aaron Judge	.604
2.	Mike Trout	.597
3.	Yordan Alvarez	.583
4.	Shohei Ohtani	.575
5.	BRYCE HARPER	.538

MOST WALKS IN MLB (2015-24)

1.	BRYCE HARPER	880
2.	Carlos Santana	847
3.	Paul Goldschmidt	807
4.	Juan Soto	769
5.	Joey Votto	754

- Named NLCS MVP after slashing .400/.400/.850 with 4 runs, 5 XBH (2 HR, 3 2B) and 5 RBI in 5 games
- Hit the game-winning HR in Game 5 of the NLCS on 10/23 vs SD (2-run HR off Robert Suarez in the 8th inning)
- Overall slashed .349/.414/.746 in 71 postseason plate appearances
- His 1.160 OPS ranks 5th in ML history for a single postseason (min. 70 PA)
- His .462 wOBA ranks T-6th all time in a single postseason (min. 70 PA) with Barry Bonds in 2002
- Had 4 game-winning HR, which was the most ever by any player during a single postseason
- His 13 XBH in the postseason were the most ever in a single postseason by a Phillie and one XBH shy of the ML record (14)
- Had 22 hits in the postseason, which set a new franchise record for a single postseason (previous record: 17 by Jayson Werth in 2008 and Shane Victorino in 2009)
- Slugged his first career World Series HR in Game 3 vs HOU (Lance McCullers Jr.) on 11/1
- Had an 11-game postseason hitting streak from 10/8-28, setting a franchise record for a single postseason
- Became the third player in ML history to collect an XBH in 7 consecutive games during a single postseason (10/8-28), joining Devon White (7 G in 1993) and Carlos Beltran (7 G in 2004)
- Homered in 3 consecutive postseason games from 10/14-18
- Following the season, underwent UCL reconstruction/repair with ulnar nerve transposition on his right elbow on 11/23 (Dr. Neal ElAttrache)

2021

- Named NL MVP for the second time in his career and became just the 15th player in history to win multiple league MVP Awards before his age-29 season
- NL recipient of the Hank Aaron Award
- Named NL Outstanding Player of the Year by the MLBPA
- Named All-MLB First Team
- Named a Stan Musial Award winner by the St. Louis Sports Commission in celebration of the year's greatest moments of sportsmanship and those in sports who embody class and character
- Won his second career Silver Slugger Award
- Among all ML players, ranked 1st in OPS (1.044) & SLG (.615), T-1st in doubles (42), 2nd in OBP (.429), 3rd in walks (100), T-3rd in XBH (78), 4th in IBB (14) & times on base (256), 7th in AVG (.309) and T-8th in OF assists (10)
- Among all NL players, ranked 1st in doubles, OPS, SLG & XBH, 2nd in OBP & walks, 3rd in AVG, IBB, OF assists & times on base, 6th in HR (35) & runs (101), 7th in total bases (300), T-9th in bunt hits (4) and T-10th in 3-hit games (12)
- Was one of two players in MLB with a .300/.400/.600 slash line (other: TOR's Vladimir Guerrero Jr.)
- Became only the fourth outfielder in ML history with at least 100 runs, 100 walks, 40 doubles and 35 home runs in a season, joining Babe Ruth (2x, 1921 & 1923), Stan Musial (1949) and Barry Bonds (1998)
- Slashed .338/.476/.713 with 28 doubles, 1 triple, 20 HR, 50 RBI, 54 runs & 65 walks in 73 games (311 PA) after the All-Star Game
- Led MLB in OPS (1.188), SLG (.713), total bases (171) and XBH (49) following the All-Star break
- Was the first player in MLB to post a .300/.400/.700 slash line after the All-Star break (min. 300 PA) since Ryan Howard in 2006 and was the first outfielder to do so since Barry Bonds and Sammy Sosa both did so in 2001

- Had 49 XBH and 65 walks after the All-Star Game and prior to him, only two other players had as many extra-base hits and walks following an All-Star Game (since 1933): Barry Bonds in 2001 (50 XBH, 89 BB) and Jimmie Foxx in 1938 (52 XBH, 66 BB)
- His 49 XBH following the All-Star break set a new franchise record, surpassing Ryan Howard (45 in 2006) and Chase Utley (45 in 2005)
- Became the third player in franchise history with at least 20 HR and 60 walks following the All-Star break, joining Mike Schmidt (1983) and Ryan Howard (2006)
- Led the NL in Win Probability Added (4.56)
- Had a career-high 42 doubles, surpassing his previous career high of 38 in 2015
- Was the first Phillie with at least 75 XBH, 100 runs and 100 walks in a season since Ryan Howard in 2006
- His 1.130 OPS at Citizens Bank Park was the highest single season mark ever by a Phillie in the ballpark's history
- Posted his third 35-HR season (others: 2015 and 2019), third 100-run season (others: 2015 and 2018) and fourth 100-walk season (others: 2015-16 and 2018)
- Collected 300 total bases for the second time in his career (other: 338 in 2015)
- Recorded double-digit OF assists (10) for the third time in his career (13 in 2013 and 2019)
- Reached base safely in 8 straight plate appearances (BB, HR, BB, 2B, 1B, 1B, 1B) from the 7th inning on 4/16 through the 5th inning on 4/19
- Was on the IL, 5/23-6/4, with a left forearm contusion
- Collected his 500th career XBH (HR off Max Scherzer) on 6/22 vs WSH; at the time, among active ML players, was the 6th-youngest to reach 500 career XBH
- Tied his career high with 5 hits on 7/6 at CHI (also: 4/19/19 at COL)
- Had a career-high 3 SB on 7/23 vs ATL; became the fourth Phillies player in the last 60 years to steal 2nd, 3rd and home in a game, joining Larry Bowa on 8/28/70 vs ATL, Pete Rose on 5/11/80 at CIN and Jayson Werth on 5/12/09 vs LAD
- Had a 24-game on-base streak from 7/23-8/17
- Hit his first career inside-the-park HR on 7/27 vs WSH (Erick Fedde)
- Went 27 consecutive plate appearances without a strikeout from 8/1-6
- Collected his 250th career double on 8/1 at PIT
- Hit his 250th career HR on 8/5 at WSH (Joe Ross); at the time, became the 5th-youngest active player to reach 250 HR
- Posted a .337/.455/.776 slash line (1.231 OPS) with 11 doubles, 1 triple, 10 HR, 25 RBI, 25 runs and 22 walks in 28 August games
- In August, became the first Phillie ever to have more than 20 XBH, 20 RBI, 20 runs and 20 walks in a calendar month
- Had 22 XBH in August which led MLB and were his most ever in a calendar month

UNANIMOUS MVPs, NL HISTORY

Carl Hubbell (1936)
 Orlando Cepeda (1967)
 Mike Schmidt (1980)
 Jeff Bagwell (1994)
 Ken Caminiti (1996)
 Barry Bonds (2002)
 Albert Pujols (2009)
BRYCE HARPER (2015)
 Ronald Acuña Jr. (2023)
 Shohei Ohtani (2024)

- Posted a 14-game hitting streak (.426), his longest as a Phillie, from 9/4-18; it was the second-longest hitting streak of his career (19 G, 7/1-27/17)
- Posted a 23-game on-base streak (.520 OBP) from 9/4-28
- Had an XBH in 7 straight games, 9/11-18, which tied his career-best XBH streak that he set earlier in the season (8/25-31)
- Had a 10-game walk streak, 9/18-28, which tied the longest of his career (also: 4/15-25/15 & 5/5-15/16)
- Recorded his second career game with 2 OF assists on 9/26 vs PIT (other: 9/13/13 vs PHI)
- Started each of the team's final 72 games
- Walked 26 times over his final 25 games (9/7-end of season)

2020

- Among all ML players, ranked 1st in BB (49), 2nd in IBB (8), T-3rd in times on base (102) and 5th in OBP (.420)
- Among all NL players, ranked 2nd in IBB, T-3rd in times on base, 4th in OBP, T-6th in bunt hits (2), T-7th in GA RBI (9), 8th in OPS (.962), T-9th in runs (41) and T-10th in SB (8) & triples (2)
- Reached base safely in 25 consecutive games from 9/27/19-8/22/20
- Had a 22-game on-base streak to start the year; reached base safely in 21 consecutive games to start the 2019 season
- On 8/14 vs NYM, hit a walk-off single in the 9th inning, his 12th career walk-off RBI (11th career walk-off hit)
- Stole 16 straight bases without being caught from 7/4/19-9/1/20
- Was ejected by 1st base umpire Roberto Ortiz in the bottom of the 5th inning on 9/5 at NYM
- On 9/7 at NYM, made his first start in CF since 9/29/18 at COL
- On 9/17 vs NYM, became just the fourth Phillie ever to homer in the 1st and 2nd inning of a single game, joining Jimmy Rollins (4/12/07 at NYM), Gary Redus (7/7/86 vs ATL) and Freddy Leach (6/19/28 vs BKN)
- Recorded his 21st career multi-HR game and second of the season on 9/23 at WSH (other: 9/17 vs NYM)
- Collected 2 HR and 3 IBB on 9/23 at WSH; became just the fourth player in ML history (since 1955, when IBB was first tracked league-wide) to do so in a game (last: Albert Pujols, 4/6/13 at TEX)
- Made starts in RF (45), CF (3) and as the designated hitter (10)

2019

- Among all NL players, ranked T-1st in grand slams (2) & OF assists (13), 4th in RISP AVG (.357), T-4th in game-winning RBI (15), 5th in walks (99), T-5th in IBB (11), 7th in times on base (254), 8th in RBI (114) and T-9th in bunt hits (4)
- Was selected as the Phillies nominee for the Hank Aaron Award
- Was a finalist for the Rawlings Gold Glove Award
- His 35 HR were the 2nd-most by a Phillie in their first season with the team (Jim Thome had 47 HR in 2003)
- Had a career-high 114 RBI (previous high: 100 RBI in 2018)
- Was just the third Phillies player ever to post a season with at least 35 HR, 110 RBI and 15 SB, joining Chuck Klein (1932) and Mike Schmidt (1974)
- Was one of two hitters in MLB with more than 30 HR, 110 RBI and 95 walks (also: HOU's Alex Bregman)
- Became the fifth player in franchise history to collect more than 100 RBI in his first season with the team, joining Jim Thome (131 in 2003), Lefty O'Doul (122 in 1929), Bill White (103 in 1966) and Pinky Whitney (103 in 1928)

- Collected 292 total bases; became the first Phillie with at least 290 total bases in a season since 2010 (Jayson Werth, 295 TB)
- Led all ML right fielders with 13 assists, which were one shy of his combined total from 2016-18; his 13 OF assists matched his career high (13 in 2013)
- Slashed .283/.366/.583 in 213 plate appearances against LHP
- Made his Phillies debut on 3/28 vs ATL
- Slugged his first career HR as a Phillie (also was his first hit) on 3/30 vs ATL (Jesse Biddle)
- Reached base safely in each of his first 21 games of the season
- His double in the 4th inning on 5/3 vs WSH was his 400th career XBH; at the time, the last three players to reach 400 career XBH at a younger age (26 years, 199 days) were Mike Trout (25 years, 269 days), Miguel Cabrera (25 years, 152 days) and Albert Pujols (25 years, 170 days)
- Collected his 200th career HR and 1,000th career hit on the same swing on 7/3 at ATL (Bryse Wilson); it was the first time in ML history that a player had a milestone hit (1,000, 2,000, 3,000, 4,000) and a milestone HR (100-700) on the same swing
- Had his first multi-HR game with the Phillies on 8/9 at SF; became the first player since Chuck Klein (1935 with CHL & 1936 with PHI) to have a multi-HR game against the Phillies (5/4/18 vs PHI) and then a season later have one with them



- Hit his sixth career walk-off HR on 8/15 vs CHI (Derek Holland); also was his fifth career grand slam (second of the year; other: 5/7 at STL)
- His walk-off grand slam was the first by a left-handed hitting Phillie since John Kruk on 9/17/89 vs STL (12th inning)
- Was on the paternity leave list, 8/23-25, for the birth of his first child
- His 9 defensive runs saved ranked T-3rd among ML right fielders, per FanGraphs
- Had 2 ejections: 4/22 at NYM (by home plate umpire Mark Carlson) and 9/15 vs BOS (by home plate umpire Gabe Morales)

2018

- Selected as an NL All-Star for the sixth time in his career (started in CF; 0-2)
- Among all NL players, finished 1st in walks (130), 2nd in times on base (273), 3rd in IBB (16), 5th in OBP (.393) & pitches faced (2,869), T-6th in runs (103), T-7th in HR (34), 8th in RBI (100) and 10th in OPS (.889)
- Set career highs in games (159) and walks
- Was one of two players in the majors with at least 30 HR, 100 RBI, 100 runs and 100 walks (also: CLE's José Ramírez)
- Led MLB in most games with multiple walks (33)
- Named NL Player of the Week, 9/3-9
- Collected 12 HR, 28 RBI and 39 walks in his first 33 games
- Had 2 multi-HR games: 4/1 at CIN and 5/4 vs PHI
- Reached base safely in a season-high 17 consecutive games (.487 OBP) from 4/14-5/2
- Won the Home Run Derby at Nationals Park, defeating Kyle Schwarber in the final round; his father, Ron, pitched to him
- Following the All-Star break, slashed .300/.434/.538, going 67-for-223, 20 2B, 11 HR, 46 RBI, 46 R and 52 BB in 65 games
- Drew 5 walks on 9/18 at MIA
- Hit .389 (7-18) with 3 doubles and 16 RBI with the bases loaded
- Defensively, made starts in RF (95) and CF (59)

2017

- Selected as an NL All-Star starter for the third straight year
- 14 of his 29 HR came with 2 strikes, which ranked T-1st in the NL (T-8th in MLB)
- Posted a career-high 19-game hitting streak (.429 AVG) from 7/1-27
- Was limited to 111 games; suffered a hyperextended left knee on 8/12 vs SF and was on the IL from 8/13-9/25
- At the time of his injury, ranked 1st in the NL in go-ahead RBI (29), 2nd in OPS (1.034) & runs scored (92), T-3rd in game-winning RBI (14), 4th in AVG (.326), OBP (.419), SLG (.614) & total bases (247), T-4th in HR (29), 5th in XBH (57), T-5th in walks (66), 6th in RBI (87) and T-8th in doubles (27)
- Homered on Opening Day, 4/3 vs MIA, which was his fifth career Opening Day HR
- Named NL Player of the Week on 4/23
- Slugged 2 walk-off HR, both against PHI: 4/16 (Joaquin Benoit) and 5/13 (Edubray Ramos)

YOUNGEST* MVPs, MLB HISTORY

- | | | |
|----|----------------------------|---------------------------|
| 1. | Vida Blue (1971) | 22 years, 64 days |
| 2. | Johnny Bench (1970) | 22 years, 298 days |
| 3. | Stan Musial (1943) | 22 years, 316 days |
| 4. | BRYCE HARPER (2015) | 22 years, 353 days |

** Age on final day of respective season*

- Hit his 150th career HR on 8/7 at MIA; became the 14th player in MLB history (since 1913) to hit 150 career HR before turning 25 years old
- At the time, only two active ML players had reached 150 HR at a younger age: Albert Pujols (24 years, 212 days) and Giancarlo Stanton (24 years, 290 days)
- Homered in Game 2 of the NLDS on 10/7 vs CHI
- Reached base safely in 4 of his 5 postseason games

2016

- Started for the NL All-Star team for the third time in his career (fourth career All-Star selection); went 1-for-2 with a double
- Received 2,865,095 fan votes, which was the highest vote total among all NL outfielders
- Posted his first career 20 HR/20 SB season; had a career-high 21 steals
- Ranked T-4th in MLB (T-2nd in the NL) with 108 walks
- Was intentionally walked 20 times, which led the majors and was a WSH record for a single season
- Named NL Player of the Month in April after hitting .286 with 9 HR, 24 RBI, 17 walks, 5 stolen bases and 16 runs
- Also named NL Player of the Week, 4/11-17
- Clubbed his 100th career HR (first career grand slam) on 4/14 vs ATL (Julio Teheran)
- Homered in all 3 games at PHI from 4/15-17; dating back to 9/4/15, tied Ernie Banks (1955) as the only visiting players in MLB history to homer in 6 straight games in Philadelphia
- Hit a game-tying, pinch-hit HR in the 9th inning on 4/24 vs MIN (Kevin Jepsen); was his first career pinch HR
- During a 4-game series at CHI from 5/5-8, walked 13 times, the most by any player in a 4-game series since 1913
- Walked 6 times in the series finale, setting a modern MLB record (since 1900) for the most plate appearances without an at-bat in a single game; in his 7 plate appearances, had 6 walks and was hit by a pitch
- The only other player in MLB history with 6 walks and no at-bats in a game was Jimmie Foxx on 6/16/38 at STL

2015

- Was unanimously selected as the NL Most Valuable Player
- Led the majors with 10.0 bWAR and 9.5 fWAR
- Selected to his third NL All-Star team, garnering 13,964,950 fan votes, which was the most votes of any player ever to appear on the NL ballot
- Led MLB in OBP (.460), SLG (.649) and OPS (1.109)
- Among all NL players, finished 1st in runs (118), T-1st in HR (42) and 2nd in walks (124) & AVG (.330)
- Had the highest OBP in a season since 2008 (Chipper Jones, .470), highest SLG since 2009 (Albert Pujols, .658) and highest OPS since 2008 (Albert Pujols, 1.114)
- Became the only player in MLB history with at least 42 HR, 124 walks and 118 runs scored at age 22 or younger
- Was the youngest player in MLB history with at least 42 HR and 124 walks in a season; previous youngest was Babe Ruth, who hit 54 HR and had 150 walks in 1920 (his age-25 season)
- Since 2000, became one of just two players (at the time) to collect at least 42 HR, 124 walks and 118 runs in a season, joining Barry Bonds, who did it in 2 MVP seasons (2001 and 2004)
- Collected three NL Player of the Week awards and one NL Player of the Month award (May)
- In 26 May games, hit .360 (31-86) with 4 2B, 1 3B, 13 HR, 28 RBI, 22 BB, .495 OBP, .884 SLG and 1.379 OPS
- Ranked 8th among NL outfielders in defensive runs saved (10), according to FanGraphs

- Had 5 multi-HR games, including a 3-homer game (career high) on 5/6 vs MIA; at 22 years, 202 days, became the 10th-youngest player in MLB history to hit 3 HR in a game
- On 7/4 vs SF, became just the seventh player in MLB history to hit 25 HR through the season's true halfway point (81 games) at age 22 or younger
- Did not register a single at-bat on 9/3 vs ATL: walked 4 times, scored 4 runs and had an RBI; became the first player since 1920 to do so
- With a 2-run HR on 9/5 vs ATL, became the fourth active player (at the time) to reach 500 hits before his 23rd birthday, joining Alex Rodriguez (567 hits prior to age 23), Starlin Castro (529) and Mike Trout (527)
- Hit his 40th HR of the season on 9/16 at PHI
- His 42 HR were the 2nd-most by any LHH age 22 or younger, joining Eddie Mathews (47, 1953) and Mel Ott (42, 1929)
- At 22 years, 335 days, became the 6th-youngest player in MLB history to hit 40 HR in a season; the only players to reach 40 home runs at a younger age were Ott (1929; 20 years, 203 days), Mathews (1953; 21 years, 316 days), Johnny Bench (1970; 22 years, 249 days), Joe DiMaggio (1937; 22 years, 285 days) and Juan Gonzalez (1992; 22 years, 331 days)

2014

- Was limited to 100 games after injuring his left thumb while sliding into 3rd base on 4/25 vs SD
- Had surgery to repair UCL in left thumb on 4/29
- Was on the IL from 4/26-6/29; included rehab assignments to Potomac (A) and Harrisburg (AA)
- Returned to action on 6/30 after missing 57 games
- 10 of his 13 HR came in his final 47 games
- Over his final 27 games, slashed .319/.379/.532, going 30-for-94 with 6 HR
- Hit a walk-off HR in the 13th inning on 8/7 vs NYM (Carlos Torres)
- Slugged 3 HR and slashed .294/.368/.882 in 19 plate appearances over 4 games during the NLDS against SF

2013

- At the age of 20, became the youngest player to ever start in an All-Star Game for the NL
- Was the runner-up in the Home Run Derby, losing to OAK's Yoenis Cespedes
- Homered twice on Opening Day, 4/1 vs MIA
- Collected a then career-best 10 total bases on 4/20 at NYM (3-3, 2B, 2 HR, 3 RBI, 3 R and BB)
- Was on the IL from 5/27-6/30; included rehab assignments to Potomac and Harrisburg
- Missed 31 games with left knee bursitis that later required debridement procedure on 10/23
- In his return from the IL, homered in his first at-bat on 7/1 vs MIL

2012

- Named NL Rookie of the Year by the BBWAA
- Led all NL rookies in runs (98), OPS (.817) and XBH (57)
- Began the season with Syracuse (AAA); appeared in 21 games before being promoted on 4/25
- Made his ML debut on 4/28 at LAD; went 1-for-3 and doubled for his first ML hit (Chad Billingsley)
- Hit his first ML HR, 5/14 vs SD (Tim Stauffer)
- Named NL Rookie of the Month for May after posting an .860 OPS in 28 games
- Again named NL Rookie of the Month in September/October after slashing .330/.400/.643 with 18 XBH (8 2B, 3 3B, 7 HR) in 31 G

- Appeared defensively at all 3 outfield positions
- Played in all 5 NLDS games against STL and hit his first career postseason home run in Game 5 (Adam Wainwright)

MOST WALK-OFF HOME RUNS IN MLB (2013-24)

T1.	Josh Donaldson	8
T1.	Paul Goldschmidt	8
T1.	Manny Machado	8
T4.	BYRCE HARPER	6
T4.	Starling Marte	6
T4.	Carlos Santana	6

2011

- Began his professional career with Hagerstown (A)
- Named a South Atlantic League midseason All-Star
- Promoted to Harrisburg on 7/4
- Selected to the U.S. Team for the All-Star Futures Game at Chase Field
- Was on the IL from 8/19-end of season with a right hamstring strain
- Following the season, was named the top prospect in the Eastern League by *Baseball America*
- Played for Scottsdale in the Arizona Fall League and hit .322 with 6 HR and 26 RBI in 24 games

2010

- Participated in Florida Instructional League
- Following the season, played for Scottsdale in the AFL, where he hit .343 in 9 games and helped lead the team to the AFL championship

PERSONAL

Bryce Aron Max Harper... Married Kayla Varner (12/16/16); has one son, Krew Aron, and two daughters, Brooklyn Elizabeth and Kamryn Ray... In 2013, established "Harper's Heroes," a foundation that assists families affected by childhood cancer... Was featured on the cover of Sony's *MLB The Show 19* video game... Earned his GED after just two years at Las Vegas High School (NV)... Attended College of Southern Nevada... Was featured on the cover of *Sports Illustrated* in June 2009... His brother Bryan was a left-handed pitcher who pitched in the minor leagues from 2011-18... At the age of 17, hit .443 (101-228), 23 2B, 4 3B, 31 HR, 98 RBI, 39 BB and 20 SB in 66 games for the College of Southern Nevada in the Scenic West Athletic Conference... As the youngest player in the SWAC, posted a .526 OBP and .987 SLG... Led the conference in a number of offensive categories... Was named 2010 SWAC Player of the Year and also earned First-Team SWAC All-Conference status... His 31 HR in 2010 set a College of Southern Nevada single-season mark... In 2009, batted .626 with 14 HR, 55 RBI and 36 SB in 39 games for Las Vegas High School and became the first high school sophomore ever named a Pre-Season First-Team All-American by *Baseball America*... In 2008, hit .590 with 11 HR and 67 RBI in 38 games as a freshman... Was a member of USA Baseball's 2009 18U Team that went 8-0 to claim the COPABE Pan Am AAA Championships in Barquisimeto, VZ... Also played in the 2009 AFLAC All-American Game (2009 Jackie Robinson Award presented by AFLAC), the Area Code Games (2008 All-Area Code Team) and International High School Power Showcase Home Run Derby (2009 Ryan Howard Award)... Ranked 1st nationally in the final 2010 Perfect Game class rankings... Played in 2009 Perfect Game All-American Classic and 2008 PG Junior National Showcase... **Signed by:** Mitch Sokol

BRYCE HARPER'S CAREER STATISTICS

YEAR	CLUB	AVG	G	AB	R	H	2B	3B	HR	RBI	SH	SF	HP	BB	SO	SB	CS	OBP	SLG	OPS	E
2011	Hagerstown	.318	72	258	49	82	17	1	14	46	0	0	3	44	61	19	5	.423	.554	.977	5
	Harrisburg	.256	37	129	14	33	7	1	3	12	1	2	0	15	26	7	2	.329	.395	.724	3
2012	Syracuse	.243	21	74	8	18	4	1	1	3	1	0	0	9	14	1	1	.325	.365	.690	4
	WASHINGTON	.270	139	533	98	144	26	9	22	59	3	3	2	56	120	18	6	.340	.477	.817	7
2013	WASHINGTON	.274	118	424	71	116	24	3	20	58	3	4	5	61	94	11	4	.368	.486	.854	6
	Potomac+	.500	2	4	2	2	1	0	1	1	0	0	0	1	1	0	0	.600	1.500	2.100	0
	Harrisburg+	.286	2	7	3	2	0	1	0	2	0	0	0	2	3	0	0	.444	.571	1.016	0
2014	WASHINGTON	.273	100	352	41	96	10	2	13	32	3	1	1	38	104	2	2	.344	.423	.768	4
	Potomac+	.750	2	4	3	3	0	0	1	4	0	0	0	2	0	0	0	.833	1.500	2.333	0
	Harrisburg+	.600	3	10	4	6	1	0	3	7	0	0	0	3	1	2	2	.692	1.600	2.292	0
2015	WASHINGTON	.330	153	521	*118	172	38	1	#42	99	0	4	5	124	131	6	4	*.460	*.649	*1.109	7
2016	WASHINGTON	.243	147	506	84	123	24	2	24	86	0	10	3	108	117	21	10	.373	.441	.814	2
2017	WASHINGTON	.319	111	420	95	134	27	1	29	87	0	3	1	68	99	4	2	.413	.595	1.008	2
2018	WASHINGTON	.249	159	550	103	137	34	0	34	100	0	9	6	*130	169	13	3	.393	.496	.889	3
2019	PHILLIES	.260	157	573	98	149	36	1	35	114	0	4	6	99	178	15	3	.372	.510	.882	5
2020	PHILLIES	.268	58	190	41	51	9	2	13	33	1	2	2	*49	43	8	2	.420	.542	.962	1
2021	PHILLIES	.309	141	488	101	151	*42	1	35	84	2	4	5	100	134	13	3	.429	*.615	*1.044	1
2022	PHILLIES	.286	99	370	63	106	28	1	18	65	0	7	3	46	87	11	4	.364	.514	.877	0
	Lehigh Valley+	.625	2	8	3	5	2	0	2	6	0	0	0	2	1	0	1	.700	1.625	2.325	0
2023	PHILLIES	.293	126	457	84	134	29	1	21	72	0	4	5	80	119	11	3	.401	.499	.900	1
2024	PHILLIES	.285	145	550	85	157	42	0	30	87	1	2	2	76	138	7	4	.373	.525	.898	5
Minors Totals		.306	141	494	86	151	32	4	25	81	2	2	3	78	107	29	11	.402	.539	.941	12
ML	Totals	.281	1653	5934	1082	1670	369	24	336	976	13	57	46	1035	1533	140	50	.389	.522	.911	44

* League leader

Tied for league lead

+ Rehab assignment

HARPER'S WILD CARD SERIES STATISTICS

YEAR	CLUB, OPP	AVG	G	AB	R	H	2B	3B	HR	RBI	SH	SF	HP	BB	SO	SB	CS	OBP	SLG	OPS	E
2022	PHI, STL	.286	2	7	2	2	0	0	1	1	0	0	0	1	2	0	0	.375	.714	1.089	0
2023	PHI, MIA	.167	2	6	2	1	0	0	0	0	0	0	0	2	3	0	0	.375	.167	.542	0
WC	Totals	.231	4	13	4	3	0	0	1	1	0	0	0	3	5	0	0	.375	.462	.837	0

HARPER'S DIVISION SERIES STATISTICS

YEAR	CLUB, OPP	AVG	G	AB	R	H	2B	3B	HR	RBI	SH	SF	HP	BB	SO	SB	CS	OBP	SLG	OPS	E
2012	WSH, STL	.130	5	23	2	3	1	1	1	2	0	0	0	0	8	0	0	.130	.391	.522	0
2014	WSH, SF	.294	4	17	4	5	1	0	3	4	0	0	0	2	3	0	0	.368	.882	1.251	0
2016	WSH, LAD	.235	5	17	4	4	1	0	0	1	0	0	1	6	6	3	0	.458	.294	.752	0
2017	WSH, CHI	.211	5	19	2	4	1	0	1	3	0	1	0	3	6	1	0	.304	.421	.725	0
2022	PHI, ATL	.500	4	16	4	8	3	0	2	5	1	0	0	1	4	0	0	.529	1.063	1.592	0
2023	PHI, ATL	.462	4	13	5	6	0	0	3	5	0	0	0	5	2	1	0	.611	1.154	1.765	0
2024	PHI, NYM	.333	4	12	3	4	2	0	1	3	0	0	0	5	5	0	0	.529	.750	1.279	0
DS	Totals	.291	31	117	24	34	9	1	11	23	1	1	1	22	34	5	0	.404	.667	1.071	0

HARPER'S LEAGUE CHAMPIONSHIP SERIES STATISTICS

YEAR	CLUB, OPP	AVG	G	AB	R	H	2B	3B	HR	RBI	SH	SF	HP	BB	SO	SB	CS	OBP	SLG	OPS	E
2022	PHI, SD	.400	5	20	4	8	3	0	2	5	0	0	0	0	1	0	0	.400	.850	1.250	0
2023	PHI, ARI	.217	7	23	7	5	0	0	2	3	0	0	0	6	6	2	1	.379	.478	.858	0
LCS	Totals	.302	12	43	11	13	3	0	4	8	0	0	0	6	7	2	1	.388	.651	1.039	0

HIGHEST SLG ALL-TIME AT CBP (2004-24; min. 1,000 PA)

1. **BRYCE HARPER** .584
2. Jayson Werth .535
3. Ryan Howard .532
4. Rhys Hoskins .530
5. Pat Burrell .519

HIGHEST OPS IN POSTSEASON HISTORY (min. 200 PA)

1. Carlos Beltran 1.021
2. **BRYCE HARPER** 1.016
3. Albert Pujols .995
4. Nelson Cruz .979
5. Lance Berkman .949

HIGHEST SLG IN POSTSEASON HISTORY (min. 200 PA)

1. Nelson Cruz .631
2. **BRYCE HARPER** .622
3. Carlos Beltran .609
4. Albert Pujols .572
5. Yordan Alvarez .551

HARPER'S WORLD SERIES STATISTICS

YEAR	CLUB, OPP	AVG	G	AB	R	H	2B	3B	HR	RBI	SH	SF	HP	BB	SO	SB	CS	OBP	SLG	OPS	E
2022	PHI, HOU	.200	6	20	2	4	1	0	1	2	0	0	1	4	7	1	0	.360	.400	.760	0

HARPER'S ALL-STAR GAME STATISTICS

YEAR	CLUB, SITE	AVG	G	AB	R	H	2B	3B	HR	RBI	SH	SF	HP	BB	SO	SB	CS	OBP	SLG	OPS	E
2012	NL, KC	.000	1	1	0	0	0	0	0	0	0	0	0	1	1	0	0	.500	.000	.500	0
2013	NL, NYM	.000	1	2	0	0	0	0	0	0	0	0	0	0	0	0	0	.000	.000	.000	0
2015	NL, CIN	.000	1	3	0	0	0	0	0	0	0	0	0	0	2	0	0	.000	.000	.000	0
2016	NL, SD	.500	1	2	0	1	1	0	0	0	0	0	0	0	0	0	0	.500	1.000	1.500	0
2017	NL, MIA	1.000	1	1	0	1	0	0	0	0	0	0	0	1	0	0	0	1.000	1.000	2.000	0
2018	NL, WSH	.000	1	2	0	0	0	0	0	0	0	0	0	0	2	0	0	.000	.000	.000	0
2022	NL, LAD	Injured – Did not play																			
2024	NL, TEX	.333	1	3	0	1	1	0	0	0	0	0	0	0	0	0	0	.333	.667	1.000	0
ASG	Totals	.214	7	14	0	3	2	0	0	0	0	0	0	2	5	0	0	.313	.357	.670	0

HARPER'S CAREER TRANSACTIONS

- Selected by Washington Nationals in 1st round (1st overall) of 2010 MLB Draft
- On injured list with left knee bursitis, May 27-June 30, 2013; included rehab assignments to Potomac, June 25-26, and Harrisburg, June 27-30
- On injured list with a left thumb sprain, April 26-June 29, 2014; included rehab assignments to Potomac, June 23-25, and Harrisburg, June 26-29
- On injured list with a hyperextended left knee, August 13-September 25, 2017
- Signed by Philadelphia as a free agent, March 2, 2019
- On injured list with a left forearm contusion, May 23-June 4, 2021
- On injured list with a fractured left thumb, June 26-August 25, 2022; included rehab assignment to Lehigh Valley, August 23-25
- On injured list recovering from right elbow UCL reconstruction/repair with ulnar nerve transposition, March 27-May 1, 2023
- On injured list with a left hamstring strain, June 28-July 8, 2024

HARPER'S CAREER FIELDING


POSITION	PCT	G	PO	A	E	TC	DP
Outfield	.984	1258	2269	78	38	2385	11
First base	.996	179	1308	115	6	1429	119

HARPER'S GAME HIGHS

HITS: 5 – 2 times, last: 7/6/21 at CHI... **RUNS:** 4 – 5 times, last: 9/23/20 at WSH... **DOUBLES:** 3 – 3 times, last: 9/10/24 vs TB... **TRIPLES:** 1 – 24 times, last: 8/25/23 vs STL... **HOME RUNS:** 3 – 2 times, last: 4/2/24 vs CIN... **RBI:** 6 – 4/2/24 vs CIN... **WALKS:** 6 – 5/8/16 at CHI... **STOLEN BASES:** 3 – 7/23/21 vs ATL... **HITTING STREAK:** 19 games – 7/1-27/17

HARPER'S NOTABLE HOMERS

GRAND SLAMS: 8 – 4/14/16 vs ATL (Julio Teheran); 4/19/16 at MIA (Chris Narveson); 4/19/17 at ATL (Julio Teheran); 5/7/19 at STL (Dakota Hudson); 8/15/19 vs CHI (Derek Holland); 6/5/22 vs LAA (Raisel Iglesias); 4/2/24 vs CIN (Brent Suter); 5/7/24 vs TOR (José Berrios)... **INSIDE-THE-PARK HR:** 2 – 7/27/21 vs WSH (Erick Fedde); 8/21/23 vs SF (Sean Hjelle)... **LEADOFF HR:** 2 – 5/2/18 vs PIT (Iván Nova); 5/4/18 vs PHI (Nick Pavetta)... **PINCH HR:** 2 – 4/24/16 vs MIN (Kevin Jepsen); 9/24/19 at WSH (Hunter Strickland)... **WALK-OFF HR:** 6 – 7/25/13 vs PIT (Bryan Morris); 8/7/14 vs NYM (Carlos Torres); 5/9/15 vs ATL (Cody Martin); 4/16/17 vs PHI (Joaquin Benoit); 5/13/17 vs PHI (Edubray Ramos); 8/15/19 vs CHI (Derek Holland)



30

Payton
HENRY

B-T: R-R
HT: 6-2; **WT:** 229
OPENING DAY AGE: 27
BORN: June 24, 1997, American Fork, UT
RESIDES: Pleasant Grove, UT
ML SERVICE: 66 days
HOW OBTAINED: Signed by Phillies as a minor league free agent, 12/10/24

@p_anthony15
@paytonhenry15

C

Non-Roster Invitee

2024

- Slashed .274/.337/.432 (.769 OPS) with 9 XBH and 18 RBI in 27 games (104 PA) for Buffalo (AAA) in TOR's system
- Was on the injured list from 6/1-9/17 after being struck in the head on a backswing during the game on 5/31
- Returned to Buffalo's lineup on 9/18 and went 5-for-9 with 2 doubles and an RBI in 10 PA across 3 of the team's final 5 games

2023

- Spent the entire season with Nashville (AAA) in MIL's system
- Hit .294 with 11 doubles, 9 HR, 35 RBI and a .795 OPS
- In 25 games from 4/19-6/25, batted .361 (35-97) with 6 doubles, 3 HR, 11 RBI and a .902 OPS
- Threw out 21 of 69 attempted base stealers (30.4%) while posting a .989 fielding percentage in 51 games behind the plate

2022

- Made his first career Opening Day roster with MIA
- Made 11 starts, all at catcher
- Optioned to Jacksonville (AAA) on 5/26 and hit .239 with 1 HR and 9 RBI in 21 games
- Was on the minor league injured list from 6/8-8/1 recovering from right thumb surgery

2021

- Began the year in MIL's organization, batting .297 with 2 HR and 19 RBI in 49 games between Biloxi (AA) and Nashville
- Traded to MIA on 7/30 in exchange for RHP John Curtiss and played 22 games with Jacksonville
- Had his contract selected and made his ML debut on 9/17 vs PIT and doubled off Wil Crowe for his first career hit
- Started 5 games at catcher for MIA

2020

- Spent the majority of the year at MIL's alternate training site

2019

- Named a Carolina League midseason All-Star
- Slashed .242/.315/.395 (.710 OPS) with 22 doubles, 1 triple, 14 HR, 75 RBI and 49 runs for Carolina (A)
- Ranked T-1st in the Carolina League with 22 HBP, 3rd in RBI and T-4th in HR

2018

- Registered a .996 fielding percentage (3 errors in 801 total chances) in 93 games behind the plate for Wisconsin (A)
- Threw out 43.8% of base runners attempting to steal
- Won a Rawlings MLB Gold Glove Award
- Named a Midwest League midseason All-Star

2017

- Played 55 games for Helena (R) in MIL's system
- Hit .242 with 17 doubles, 1 triple, 7 HR, 33 RBI and a .779 OPS

2016

- Spent his first professional season with the Arizona League Brewers (R)
- Batted .256 across 24 games with 7 doubles and 17 RBI

PERSONAL

Payton Anthony Henry... Graduated from Pleasant Grove High School (UT) in 2016... Was named 2015 Utah Mr. Baseball and Gatorade Player of the Year after batting .527 with nine home runs during his junior season... Committed to Brigham Young University (UT) prior to signing with MIL in 2016... Is a spokesperson for Especially for Athletes, an anti-bullying organization... **Hobbies:** Hiking in Utah and collecting shoes... **Signed by:** Jeffrey Scholzen

PAYTON HENRY'S CAREER STATISTICS

YEAR	CLUB	AVG	G	AB	R	H	2B	3B	HR	RBI	SH	SF	HP	BB	SO	SB	CS	OBP	SLG	OPS	E
2016	AZL Brewers	.256	24	82	15	21	7	0	0	17	0	1	4	6	19	0	1	.333	.341	.674	2
2017	Helena	.242	55	207	38	50	17	1	7	33	0	1	3	30	69	1	0	.344	.435	.779	6
2018	Wisconsin	.234	98	337	44	79	15	2	10	41	1	3	10	38	124	1	3	.327	.380	.707	3
2019	Carolina	.242	121	430	49	104	22	1	14	75	0	4	#22	26	142	1	1	.315	.395	.710	5
2020	Did not play																				
2021	Biloxi	.315	30	111	11	35	5	1	1	10	0	0	2	12	32	0	0	.392	.405	.797	1
	Nashville	.262	19	61	7	16	3	0	1	9	0	2	4	4	17	0	0	.338	.361	.699	0
	Jacksonville	.188	22	69	7	13	2	0	4	8	0	0	1	10	26	0	1	.300	.391	.691	2
	MIAMI	.267	5	15	0	4	1	0	0	0	0	0	0	1	5	0	0	.313	.333	.646	0
2022	MIAMI	.143	15	28	2	4	0	0	0	4	0	0	2	5	8	0	0	.314	.143	.457	0
	Jacksonville	.239	21	71	13	17	3	0	1	9	0	2	3	7	28	0	0	.325	.324	.649	0
	FCL Marlins	.417	5	12	4	5	1	0	2	3	0	0	1	1	3	0	0	.500	1.000	1.500	0
	Jupiter	.111	3	9	0	1	0	0	0	1	0	0	1	2	3	0	0	.333	.111	.444	0
2023	Nashville	.294	65	238	32	70	11	0	9	35	0	0	5	12	59	0	1	.341	.454	.795	6
2024	Buffalo	.274	27	95	13	26	6	0	3	18	0	0	2	7	19	0	0	.337	.432	.769	3
Minors Totals		.254	490	1722	233	437	92	5	52	259	1	13	58	155	541	3	7	.334	.404	.738	28
ML	Totals	.186	20	43	2	8	1	0	0	4	0	0	2	6	13	0	0	.314	.209	.523	0

Tied for league lead

HENRY'S CAREER TRANSACTIONS

- Selected by Milwaukee Brewers in 6th round of 2016 MLB Draft
- Traded to Miami Marlins for John Curtiss (rhp), July 30, 2021
- Traded to Milwaukee Brewers for Reminton Batista (of), November 10, 2022
- Signed by Toronto Blue Jays as a minor league free agent, December 8, 2023
- Signed by Philadelphia as a minor league free agent, December 10, 2024

HENRY'S CAREER FIELDING

POSITION	PCT	G	PO	A	E	TC	DP	PB
Catcher	1.000	20	121	9	0	130	0	2

HENRY'S GAME HIGHS

HITS: 2 – 10/1/21 vs PHI... **RUNS:** 1 – 2 times, last: 4/30/22 vs SEA... **DOUBLES:** 1 – 9/17/21 vs PIT... **TRIPLES:** N/A... **HOME RUNS:** N/A... **RBI:** 2 – 5/15/22 vs MIL... **WALKS:** 2 – 5/21/22 vs ATL... **STOLEN BASES:** N/A... **HITTING STREAK:** 2 games – 3 times, last: 5/10-15/22



51

Seth JOHNSON

RHP

 @sethjohnson26
 @JohnsonSeth26

B-T: R-R

HT: 6-1; WT: 204

OPENING DAY AGE: 26

BORN: September 19, 1998, Concord, NC

RESIDES: Ft. Myers, FL

ML SERVICE: 22 days

HOW OBTAINED: Acquired from Baltimore Orioles with Moisés Chace for Gregory Soto, 7/30/24

2024

- Began the season with Bowie (AA) in BAL's organization
- Acquired by the Phillies on 7/30 and was optioned to Reading (AA)
- Combined to go 2-2, 2.93 ERA (10 ER, 30.2 IP) and 28 SO over 7 starts with Reading and Lehigh Valley (AAA)
- Named Phillies Minor League Co-Pitcher of the Month for August (2-1, 1.52 ERA, 4 ER, 23.2 IP in 5 starts)
- Named International League Pitcher of the Week, 8/26-9/1
- Recalled on 9/8 and made his ML debut in a start at MIA
- Optioned to Lehigh Valley on 9/9

2023

- Beginning in August, made 5 starts across four levels after recovering from Tommy John surgery
- Finished the season with Bowie and made his double-A debut on 9/13 at Harrisburg

2022

- Began the season with Bowling Green (A) in TB's organization before being placed on the 7-day minor league IL on 5/27 (right forearm inflammation)
- Traded to BAL on 8/1
- Underwent Tommy John surgery on 8/3 (Dr. Keith Meister)

- Following the season, was ranked as the No. 10 prospect in BAL's minor league system by *Baseball America* and MLB.com

2021

- Pitched for Charleston (A)
- Ranked 2nd among Low-A East pitchers and 4th among Rays minor league pitchers with 115 strikeouts
- Posted a 0.84 ERA (4 ER, 43.0 IP) in his final 9 appearances (8 GS) of the season

2020

- Did not pitch

2019

- Split his first professional season between Gulf Coast League Rays (R) and Princeton (R)

PERSONAL

Seth William Johnson... Engaged, fiancée's name is Kersten... 2016 graduate of Jay M. Robinson High School (NC)... Attended Campbell University (NC)... Was the highest draft selection in program history (40th overall)... Spent his first two college seasons at Louisburg Junior College (NC), primarily as a shortstop... **Hobby:** Walking his dog... **Signed by:** Joe Hastings

SETH JOHNSON'S CAREER STATISTICS

YEAR	CLUB	W-L	ERA	G	GS	CG	SHO	SV	IP	H	R	ER	HR	HB	BB	SO	WP	BK	AVG
2019	GCL Rays	0-0	0.00	5	5	0	0	0	10.0	7	0	0	0	0	2	7	1	0	.189
	Princeton	0-1	5.14	4	4	0	0	0	7.0	10	5	4	0	0	1	9	0	0	.345
2020	Did not pitch																		
2021	Charleston	6-6	2.88	23	16	0	0	0	93.2	86	43	30	7	5	33	115	7	1	.243
2022	Bowling Green	1-1	3.00	7	7	0	0	0	27.0	23	9	9	4	0	11	41	1	0	.232
2023	FCL Orioles	0-0	0.00	1	1	0	0	0	1.0	1	0	0	0	0	0	2	0	0	.250
	Delmarva	0-0	0.00	1	1	0	0	0	2.0	1	0	0	0	0	0	1	0	0	.143
	Aberdeen	0-1	8.31	2	2	0	0	0	4.1	4	4	4	0	0	3	7	1	0	.235
	Bowie	0-0	3.00	1	1	0	0	0	3.0	3	2	1	1	0	2	4	0	0	.250
2024	Bowie	0-6	2.63	18	18	0	0	0	65.0	51	24	19	5	0	35	61	11	0	.219
	Reading	0-1	3.52	2	2	0	0	0	7.2	8	3	3	2	1	1	9	0	0	.258
	Lehigh Valley	2-1	2.74	5	5	0	0	0	23.0	15	7	7	2	1	14	19	1	0	.185
	PHILLIES	0-1	34.71	1	1	0	0	0	2.1	8	9	9	1	0	3	0	0	0	.571
Minors Totals		9-17	2.84	69	62	0	0	0	243.2	209	97	77	21	7	102	275	22	1	.231
ML	Totals	0-1	34.71	1	1	0	0	0	2.1	8	9	9	1	0	3	0	0	0	.571

JOHNSON’S CAREER TRANSACTIONS

- Selected by Tampa Bay Rays in Competitive Balance Round A (40th overall) of 2019 MLB Draft
- Traded to Baltimore Orioles as part of a three-team trade with the Houston Astros and Tampa Bay Rays in which Baltimore also acquired Chayce McDermott (rhp) from Houston, Houston acquired Trey Mancini (of) from Baltimore and Jayden Murray (rhp) from Tampa Bay, and Tampa Bay acquired José Siri (of) from Houston, August 1, 2022
- Traded to Philadelphia with Moisés Chace (rhp) for Gregory Soto (lhp), July 30, 2024

JOHNSON’S CAREER FIELDING

POSITION	PCT	G	PO	A	E	TC	DP
Pitcher	1.000	1	1	0	0	1	0

JOHNSON’S GAME HIGHS

LOW-HIT CG: N/A... **SHUTOUTS:** N/A... **STRIKEOUTS:** N/A... **WALKS:** 3 – 9/8/24 at MIA... **LONGEST OUTING:** 2.1 inn. – 9/8/24 at MIA... **WINNING STREAK:** N/A... **LOSING STREAK:** N/A... **SCORELESS STREAK:** N/A

PHILLIES PLAYING COLLEGE BASEBALL
(40-MAN ROSTER)

Player	College
Tanner Banks	Salt Lake Community College (UT) & University of Utah
Alec Bohm	Wichita State University (KS)
Kody Clemens	University of Texas - Austin
Bryce Harper	College of Southern Nevada
Seth Johnson	Louisburg College (NC) & Campbell University (NC)
Orion Kerker	University of South Florida
Aaron Nola	Louisiana State University
Jordan Romano	Oral Roberts University (OK) & Connors State College (OK)
Kyle Schwarber	Indiana University
Cal Stevenson	University of Nevada, Reno, Chabot College (CA) & University of Arizona
Bryson Stott	UNLV
Matt Strahm	Neosho County Community College (KS)
Garrett Stubbs	University of Southern California
Devin Sweet	North Carolina Central University
Trea Turner	North Carolina State University
Kyle Tyler	University of Oklahoma
Weston Wilson	Clemson University (SC)



82

Otto KEMP

INF

@ottokemp9

B-T: R-R

HT: 5-11; **WT:** 209

OPENING DAY AGE: 25

BORN: September 9, 1999, Fullerton, CA

RESIDES: Capistrano Beach, CA

HOW OBTAINED: Signed by Phillies as a non-drafted free agent, 7/28/22

Non-Roster Invitee

2024

- Played in 123 games across 4 minor league levels and slashed .285/.392/.489 with an .881 OPS in 529 plate appearances
- Led all Phillies minor leaguers in PA (529), runs (82), triples (9) and XBH (49)
- Defensively, combined to play 90 games at 3rd base, 22 games at 2nd base, 6 games at 1st base and 2 games in RF
- Was T-8th in the South Atlantic League in triples (5)
- Was T-6th in the Eastern League in HBP (13)
- Began the season on the minor league IL with a left oblique strain; included rehab assignments with Clearwater (A) and Jersey Shore (A)
- Reinstated by Reading (AA) and transferred to Jersey Shore on 4/27
- Named Phillies Minor League Hitter of the Month for May after slashing .337/.453/.581 (1.034 OPS) with 7 doubles, 4 triples, 2 HR and 13 RBI in 24 games
- Scored a run in 7 straight games from 5/24-6/1, the longest such streak by a BlueClaws player this year
- Had his first professional multi-HR game on 6/5 at Greensboro
- Promoted to Reading on 6/10 and had a 20-game on-base streak from 7/27-8/21, the longest such streak of the season on the club
- Promoted to Lehigh Valley (AAA) on 9/6
- Overall, batted .306 with a .522 SLG, 7 HR and 53 RBI in 163 PA with RISP
- Played for Glendale in the Arizona Fall League after the season and ranked 2nd in the AFL in RBI (22), SLG (.733) & OPS (1.193), T-2nd in HR (6) and 7th in OBP (.460)

2023

- Began the season with Clearwater and hit his first professional HR on 4/25 vs St. Lucie
- Was T-10th in the Florida State League in triples (5)
- Had a career-high 4 hits on 4/26 vs St. Lucie and a career-high 4 RBI on 5/18 vs Bradenton
- Slashed .381/.458/.738 (1.196 OPS) with 4 doubles, 1 triple, 3 HR and 12 RBI during a 10-game hitting streak from 5/10-23
- Was the only Clearwater player to hit a HR in 3 straight games (5/11-13)
- Named FSL Player of the Week (5/8-14) after slashing .417/.440/.917 (1.357 OPS) with 3 doubles, 3 HR and 7 RBI in 5 games
- Promoted to Jersey Shore on 8/2 and had a 1.000 fielding percentage for the BlueClaws in 94 total chances
- Went 3-for-9 with 2 walks in 3 postseason games

2022

- Began professional career with Florida Complex League Phillies (R)
- Made his pro debut on 8/19 at FCL Yankees
- Promoted to Clearwater on 8/25
- Posted a .385 OBP in 7 September games (26 PA)
- Participated in Florida Instructional League

PERSONAL


Otto Severson Kemp... Married, wife's name is Lily... 2022 graduate of Point Loma Nazarene University (CA)... 2018 graduate of Troy High School (CA)... **Hobbies:** Fishing and surfing... **Signed by:** Zach Friedman

OTTO KEMP'S CAREER STATISTICS

YEAR	CLUB	AVG	G	AB	R	H	2B	3B	HR	RBI	SH	SF	HP	BB	SO	SB	CS	OBP	SLG	OPS	E
2022	FCL Phillies	.500	4	10	4	5	0	0	0	2	0	0	0	4	3	2	0	.643	.500	1.143	0
	Clearwater	.128	12	39	6	5	0	0	0	1	0	0	2	7	13	0	0	.292	.128	.420	0
2023	Clearwater	.251	78	263	57	66	12	5	7	43	0	5	13	49	79	17	4	.388	.414	.802	5
	Jersey Shore	.223	31	112	14	25	5	1	0	10	0	3	3	8	30	4	3	.286	.286	.572	0
2024	Clearwater	.500	5	14	4	7	2	1	1	3	0	0	3	3	3	2	1	.650	1.000	1.650	0
	Jersey Shore	.333	41	150	35	50	8	5	4	22	0	2	9	21	29	8	2	.440	.533	.973	3
	Reading	.258	64	233	38	60	12	3	11	39	0	3	13	23	62	9	5	.353	.476	.829	5
	Lehigh Valley	.200	13	45	5	9	2	0	0	2	0	0	4	5	18	1	1	.333	.244	.577	0
Minors Totals		.262	248	866	163	227	41	15	23	122	0	13	47	120	237	43	16	.377	.424	.801	13

KEMP'S CAREER TRANSACTIONS

- Signed by Philadelphia as a non-drafted free agent, July 28, 2022



19 Buddy KENNEDY

B-T: R-R
HT: 5-10; **WT:** 190
OPENING DAY AGE: 26
BORN: October 5, 1998, Millville, NJ
RESIDES: Millville, NJ
ML SERVICE: 131 days
HOW OBTAINED: Acquired from Detroit Tigers for cash considerations, 6/7/24

INF

[@buddykennedy16](#)
[@KennedyBuddy](#)

2024

- Split the season between the DET organization and the Phillies
- Opened the season with Toledo (AAA) but appeared in 6 games with DET and slashed .200/.308/.500 (.808 OPS) with 1 HR and 4 RBI
- Acquired from DET on 6/7 and was optioned to Lehigh Valley (AAA)
- Appeared in 8 games (2 starts) for the Phillies across 3 stints; 8/26-27, 9/6-16 and 9/29-end of season
- Made his Phillies debut as a defensive replacement at 3rd base in the 8th inning on 9/6 at MIA
- Notched his first hit and RBI as a Phillie on 9/10 vs TB
- Made his first start with the Phillies on 9/13 vs NYM at 3rd base
- On 9/15 vs NYM, collected his first career game-tying hit in the 8th inning or later; the double was his first XBH as a Phillie
- In 67 games with the IronPigs, slashed .294/.400/.500 with 19 doubles, 1 triple, 10 HR, 30 XBH, 41 walks and 44 runs scored
- Set a Lehigh Valley franchise record with a 40-game on-base streak from 6/12-8/1
- At the time of his second promotion, his 31 doubles between Lehigh Valley and Toledo ranked T-2nd in the International League; ended the year T-6th
- Was a part of the club's stay-ready camp for the duration of the postseason

2023

- Was a non-roster invitee to spring training with ARI
- Began the year with Reno (AAA), slashing .318/.444/.481 with a .925 OPS, 37 XBH, 46 RBI, 70 walks and 76 runs in 90 games before having his contract selected by ARI on 8/12
- Appeared in 10 ML games before being optioned on 8/31
- Was designated for assignment on 9/6 and claimed off waivers by OAK on 9/9
- Finished the season playing 11 games for Las Vegas (AAA) in OAK's system (.216, 8-37)
- His 8 triples ranked T-1st in the Pacific Coast League while his combined .432 OBP ranked 2nd and his .307 AVG was 6th

2022

- Played 93 games for Reno in ARI's system and led the club with 54 walks
- Had his contract selected by ARI on 6/17 and made his ML debut as DH that night

- Collected a single in his third at-bat on 6/17 vs MIN for his first ML hit (Devin Smeltzer)
- Hit a grand slam as his first career HR (Caleb Thielbar) on Father's Day, 6/19 vs MIN, with his family in attendance
- Hit .217 (18-83) with 5 XBH, 12 RBI and 8 walks in 30 games in his first season with ARI
- Optioned on 8/2 to Reno, where he finished the season

2021

- Named a MiLB.com Organization All-Star with ARI
- Combined to hit .290 (101-348) with 11 doubles, 2 triples, 22 HR, 60 RBI and 16 SB in 96 games between Hillsboro (A) and Amarillo (AA)
- Following the season, played for Salt River of the Arizona Fall League and was named AFL Player of the Week on 11/13

2020

- Did not play

2019

- Slashed .262/.342/.384 with Kane County (A) in his first full season in ARI's minor league system
- Ranked 2nd on the club in RBI (49), hits (101) & walks (47), T-2nd in doubles (18) & triples (4), 3rd in SLG & XBH (29), T-3rd in HR (7), 4th in AVG, OBP & runs (50), 5th in OPS (.726) and T-6th in stolen bases (4)
- Named a Midwest League midseason All-Star

2018

- His .327 AVG with Missoula (R) ranked 9th among all qualified Pioneer League hitters
- Named a PL midseason All-Star

2017

- Spent his first professional season with Arizona League D-backs (R)

PERSONAL

Clifton Lewis Kennedy... Engaged to Claire Swift ... Born and raised in Millville, N.J., the same hometown as LAA outfielder Mike Trout... Was the first player drafted out of Millville High School since Trout (2009)... His grandfather, Don Money, played with the Phillies from 1968-72 and hit the first home run at Veterans Stadium... **Hobbies:** Hunting and fishing...

Signed by: Rick Matsko

Buddy Kennedy's Career Statistics

Year	Club	AVG	G	AB	R	H	2B	3B	HR	RBI	SH	SF	HP	BB	SO	SB	CS	OBP	SLG	OPS	E
2017	AZL D-backs	.270	50	178	29	48	9	8	0	20	0	2	2	19	47	7	2	.343	.410	.753	14
2018	Missoula	.327	57	226	46	74	17	1	4	32	0	2	1	26	34	2	0	.396	.465	.861	13
2019	Kane County	.262	101	385	50	101	18	4	7	49	0	4	2	47	81	4	4	.342	.384	.726	24
2020	Did not play																				
2021	Hillsboro	.315	30	111	15	35	5	0	5	20	0	2	3	11	25	9	2	.386	.495	.881	5
	Amarillo	.278	66	237	46	66	6	2	17	40	0	1	2	39	73	7	2	.384	.536	.920	15
2022	Reno	.261	93	330	55	86	14	3	7	40	0	7	3	54	76	8	4	.363	.385	.748	9
	ARIZONA	.217	30	83	10	18	2	2	1	12	0	2	1	8	23	0	0	.287	.325	.612	2
2023	Reno	.318	90	337	76	107	24	#8	5	46	0	2	8	70	68	3	3	.444	.481	.925	10
	ARIZONA	.167	10	24	1	4	1	0	0	1	0	0	1	4	6	0	0	.310	.208	.518	0
	Las Vegas	.216	11	37	6	8	0	0	0	4	0	2	1	6	13	0	0	.326	.216	.542	0
2024	Toledo	.234	39	141	25	33	12	0	3	14	0	1	2	19	39	2	1	.331	.383	.714	4
	DETROIT	.200	6	10	2	2	0	0	1	4	0	1	0	2	4	1	0	.308	.500	.808	0
	Lehigh Valley	.294	67	248	44	73	19	1	10	35	0	5	6	41	45	2	1	.400	.500	.900	9
	PHILLIES	.182	8	11	1	2	1	0	0	2	0	0	0	2	3	0	0	.308	.273	.581	0
	DET/PHI	.190	14	21	3	4	1	0	1	6	0	1	0	4	7	1	0	.308	.381	.689	0
Minors Totals		.283	604	2230	392	631	124	27	58	300	0	28	30	332	501	44	19	.379	.441	.820	103
AL	Totals	.200	6	10	2	2	0	0	1	4	0	1	0	2	4	1	0	.308	.500	.808	0
NL	Totals	.203	48	118	12	24	4	2	1	15	0	2	2	14	32	0	0	.294	.297	.591	2
ML	Totals	.203	54	128	14	26	4	2	2	19	0	3	2	16	36	1	0	.295	.313	.608	2

Tied for league lead

Kennedy's Career Transactions

- Selected by Arizona Diamondbacks in 5th round of 2017 MLB Draft
- Claimed off waivers by Oakland Athletics, September 9, 2023
- Claimed off waivers by St. Louis Cardinals, October 25, 2023
- Claimed off waivers by Detroit Tigers, February 29, 2024
- Traded to Philadelphia for cash considerations, June 7, 2024

Kennedy's Career Fielding

Position	PCT	G	PO	A	E	TC	DP
Second base	.979	29	47	45	2	94	13
Third base	1.000	12	3	15	0	18	0

Kennedy's Game Highs

HITS: 2 – 5 times, last: 8/30/23 at LAD... **RUNS:** 1 – 14 times, last: 9/10/24 at TB... **DOUBLES:** 1 – 4 times, last: 9/15/24 vs NYM... **TRIPLES:** 1 – 2 times, last: 7/16/22 at SD... **HOME RUNS:** 1 – 2 times, last: 4/21/24 at MIN... **RBI:** 4 – 6/19/22 vs MIN... **WALKS:** 1 – 16 times, last: 9/9/24 vs TB... **STOLEN BASES:** 1 – 4/21/24 at TB... **HITTING STREAK:** 3 games – 3 times, last: 7/16-26/22

Kennedy's Notable Homers

GRAND SLAMS: 1 – 6/19/22 vs MIN (Caleb Thielbar)... **INSIDE-THE-PARK HR:** None... **LEADOFF HR:** None... **PINCH HR:** None... **WALK-OFF HR:** None



B-T: L-L

HT: 6-4; **WT:** 225

OPENING DAY AGE: 32

BORN: February 10, 1993, Berlin, Germany

RESIDES: Naples, FL

ML SERVICE: 8 years, 152 days

HOW OBTAINED: Signed by the Phillies as a free agent, 12/20/24

2024

- Started his eighth consecutive Opening Day for MIN
- Was on the injured list with a right knee contusion from 4/7-21; hit .400 (4-10) in 3 rehab games with St. Paul (AAA)
- Had a career-high 14-game hitting streak from 4/27-5/12, batting .417 (20-48) with 7 doubles, 3 HR, 12 RBI and a 1.223 OPS
- Hit his 81st HR at Target Field on 5/9 vs SEA, moving into sole possession of 1st place in the ballpark's history
- Played his 1,000th career ML game on 5/25 vs TEX
- Hit .294 (25-85) in 26 May games with 11 doubles, 3 HR, 11 RBI and an .891 OPS
- Placed on the IL with left patellar tendinitis on 9/2 and missed the remainder of the season
- Following the season, underwent core muscle repair surgery in Philadelphia in October

2023

- Reached 20 HR in a season for the third time in his career (20 in 2018 & 36 in 2019)
- Led MIN batters in HR (24) and RBI (66) while ranking 3rd with 130 games played
- His 4 outs above average ranked T-4th among MLB right fielders
- Was on the injured list with right patellar tendinitis from 4/5-14 after starting MIN's first 4 games of the year
- Also on the injured list with a left hamstring strain, 5/13-28
- Slashed .306/.377/.549 with a .926 OPS in 66 games following the All-Star break; among all qualified AL players post All-Star break, his SLG ranked 9th and OPS ranked 10th
- Homered in 3 straight games from 8/4-6 for the fourth time in his career (last, 3x in 2019)
- Hit his 150th career home run on 8/25 vs TEX
- Hit .314 (27-86) in 25 August games with 8 doubles, 6 HR, 11 RBI and a 1.008 OPS
- Had a season-high 8-game hitting streak from 9/11-19, batting .355 (11-31) with a .993 OPS in that span
- Reached base safely in 5 of 6 postseason games with MIN

2022

- Named a Rawlings Gold Glove Award finalist
- Played 110 games (103 starts) in right field, 4th-most in the AL and 9th-most in baseball
- His 11 outs above average ranked 7th among all players in the AL
- Led MIN with 9 defensive runs saved, which ranked 9th among all MLB outfielders
- Hit his third career grand slam on 5/23 vs DET, marking the 1,000th HR by a Twins player in Target Field history
- On the restricted list, 6/3-5

- Was on the injured list with a right fifth toe fracture, 7/27-8/5
- Reached base safely in each of his 5 plate appearances on 8/27 vs SF for the third time in his career
- Was on the injured list with a sprained right wrist, 9/14 through the remainder of the season

2021

- Became the first player in MIN history with a single, double and triple on Opening Day and first AL player to do it since BOS' José Offerman on 4/5/1999
- Led MIN in games played in the outfield with 97 games (90 starts) in right field and 22 games (19 starts) in center field
- Went 10-for-10 in stolen base attempts, the second player in MIN history with a stolen base percentage of 1.000 (min. 10 attempts), joining Alexi Casilla (11-for-11, 2009)
- 12 of his 19 HR came against AL Central opponents
- Was on the COVID-related injured list, 4/20-28
- Was on the injured list with a left hamstring strain, 5/30-6/17; played in 3 rehab games with St. Paul
- His 8 HR in July were T-4th-most in the AL during the month

2020

- His 3 leadoff HR ranked T-2nd in the AL and T-4th in MLB
- Became the eighth player in MLB history with at least 2 home runs on Opening Day while batting first in the order
- Hit his 100th career HR on 9/20 at CHI, becoming the third European-born player in ML history to reach the mark
- Hit .345 (10-29) over MIN's final 7 games of the season, with 4 doubles, 2 HR, 5 RBI, 3 walks, 9 runs and a 1.096 OPS
- Started both games of the ALWCS vs Houston

2019

- Set the single-season record for most HR (36) by a European-born player, surpassing Bobby Thomson's 32 HR in 1951
- Set career highs in runs (98), hits (132), doubles (32, tied 2017), home runs and RBI (90)
- Ranked T-7th in the AL in homers and was one of 13 AL players (and 1 of 23 in MLB) with at least 30 doubles, 30 HR and 90 RBI
- Finished T-4th in MLB (T-2nd AL) with 32 homers while batting first and among AL leadoff hitters, ranked 4th in RBI (74) & SLG (.533), T-6th in doubles (28), 7th in OPS (.866), 9th in runs (87) and 10th in hits (109)
- Played 84 games (72 starts) in right field & 60 games (53 starts) in center field; did not commit an error in 281 total chances
- Named AL Player of the Week on 5/27 for the second time in his career (.571/.600/1.190)

- Tallied his second career 3-HR game on 6/6 at CLE (also, 8/1/16 at CLE)
- Became the first player in MLB history to homer in 5 straight at-bats off one pitcher (Trevor Bauer) in a single season; 3 on 6/6 at CLE and 2 on 7/13 at CLE
- On 6/18 vs BOS, became the first player with a game-tying RBI and walk-off RBI in the 13th inning (or later) in the same game since MIL's Willie Randolph on 5/1/1991
- Hit his 35th HR of the season on 8/24 vs DET in MIN's 129th game, the 4th-fastest in club history to reach 35 homers
- Played all 3 games of ALDS vs NYY

2018

- Named the Jim Kaat Award winner for MIN's Best Defensive Player
- Led MIN with 156 games played (144 starts); made just 1 error with 7 outfield assists in 335 total chances
- Ranked 3rd in the AL in games played in the outfield, playing 117 G in right field (98 starts) & 55 G in center field (44 starts)
- His career-high 71 walks led MIN and ranked T-11th in the AL
- Hit .245 (36-147) vs left-handed pitching and .216 (83-385) vs right-handers
- Tallied his fourth career multi-homer game on 4/11 vs HOU
- Hit his 20th HR on 9/30 vs CWS

2017

- Made his first career Opening Day roster with MIN and started in right field on 4/3 vs KC
- Played 138 games (120 starts) in right field, which ranked 5th in the AL
- Ranked 3rd on the club in doubles (32)
- His 4 hits on 7/3 vs LAA tied his career high
- Hit his second career grand slam on 8/26 at TOR
- Was hit by a pitch with the bases loaded on 8/31 vs CWS for his second career walk-off plate appearance
- Made his postseason debut starting in right field in the ALWC Game at NYY on 10/3; went 1-for-3 with a double and a walk

2016

- Slashed .235/.309/.424 in 113 games over 2 stints with MIN
- Won the Bill Boni Award for Twins Rookie of the Year
- Led all AL rookies in walks (42), ranked 2nd in RBI (63), 3rd in HR (17), 4th in games (113) and 5th in hits (93)
- Hit his 1st ML HR on 6/12 vs BOS (Matt Barnes) and became the 4th player in MIN history with a walk-off as his first career HR
- Registered his first career 3-hit game on 6/19 vs NYY
- Recorded his first career multi-HR game on 7/2 vs TEX and set a career high and MIN rookie record with 7 RBI
- On 8/1 at CLE, became the first European-born player in baseball history with a 3-HR game
- Named Co-AL Player of the Week with teammate Joe Mauer on 8/8 after hitting .370 (10-27) with 4 HR, 11 RBI, 6 walks, 2 SB and 9 runs in 7 games
- Slashed .282/.367/.455 (.822 OPS) with 11 XBH & 19 RBI in 30 games with Rochester (AAA) scattered between April and May
- Entering the season, was ranked as the 3rd-best prospect in MIN's system, as well as having the best strike-zone discipline by *Baseball America*

2015

- Played 6 games with Fort Myers (A) in April and spent the remainder of the minor league season with Chattanooga (AA) before making his ML debut with MIN in September (3 games)
- Named Southern League MVP, slashing .322/.416/.531 over 112 games
- Led the SL in OBP, SLG & OPS (.947), ranked 2nd in AVG, triples (13) & XBH (54), 3rd in runs (76), 4th in RBI (71), T-4th in doubles (32), T-6th in walks (67) and T-7th in hits (131)
- Received the Sherry Robertson Award for Twins Minor League Player of the Year and was a MiLB Organization All-Star
- Selected to World Team for the SiriusXM All-Star Futures Game at Great American Ball Park but did not play
- Named to *Baseball America's* Minor League Baseball All-Star team
- Named SL midseason and postseason All-Star
- Named Twins Minor League Player of the Week & Southern League Player of the Week on 5/25 after hitting .407 (11-27) with 5 doubles, 2 HR, 9 RBI, 2 walks and a 1.263 OBP in 7 games
- Again named SL Player of the Week on 6/22 after hitting .636 (14-22) with 4 triples, 4 RBI, 4 walks, 6 runs and a .704 OBP in 6 games
- Named Twins Minor League Player of the Month for June and July, slashed .364/.472/.580 (1.052 OPS) in 25 games and .306/.412/.556 (.968 OPS) in 20 games, respectively
- On the injured list with left shoulder inflammation from 7/9-15
- Hit 3 HR (1 grand slam) in the 5-game SL Championship Series against Biloxi, helping guide the Lookouts to a SL championship
- Recalled by MIN on 9/22 and made his ML debut on 9/27 at DET
- Singled off Johnny Cueto for his first ML hit on 10/4 vs KC

2014

- Participated in MIN spring training for the first time in his career before spending the season with Fort Myers
- Slashed .264/.333/.393 with a .726 OPS, 20 doubles, 6 triples, 5 HR, 59 RBI, 34 walks, 6 stolen bases and 53 runs in 102 games
- Tied for the team lead in triples and ranked T-3rd in RBI, 4th in AVG, SLG & doubles and T-4th in OPS and XBH
- On the injured list with a left forearm strain from 6/4-18 and a right thumb contusion from 7/21-28
- Played for Salt River in the Arizona Fall League after the season
- Was ranked as the 12th-best prospect in MIN's system by *Baseball America* following the season

2013

- Spent the year with Cedar Rapids (A), batting .237 (56-236) across 61 games
- Played for Glendale in the Arizona Fall League after the season

2012

- Spent the full season with Elizabethton (R) and earned the Appalachian League Topps/Minor League Baseball Player of the Year award
- Slashed .297/.387/.539 with a .926 OPS, 16 doubles, 5 triples, 10 HR, 49 RBI, 27 walks, 7 steals and 40 runs
- Among Appalachian League hitters, ranked 1st in total bases (125), 2nd in RBI & SLG, T-2nd in triples & XBH (31), T-3rd in hits (69), 4th in OPS and T-4th in HR & doubles

- Named an Appalachian League postseason All-Star and *Baseball America* Rookie All-Star
- Ranked 7th-best prospect in the Appalachian League by *Baseball America*
- Slashed .333/.439/.688 (1.127 OPS) in 25 July games, en route to being named Twins Minor League Player of the Month
- Ranked 8th-best prospect in MIN's organization by *Baseball America* following the season

2011

- Spent the entire season with Elizabethton
- Hit his first professional HR on 7/14 vs Pulaski

2010

- Spent first professional season with the Gulf Coast League Twins (R)
- Appeared in 37 of the team's 60 games and ranked 5th on the club with 40 hits
- Entered the season ranked as the 10th-best prospect in the Twins organization by *Baseball America*

PERSONAL

Maximilian Kepler-Rozycki... Born and raised in Berlin, Germany, where his parents Marek Rózycki and Kathy Kepler were both professional ballet dancers... Attended John F. Kennedy School, an American school in Berlin, and the St. Emmeram Academy in Regensburg in 2008, where he trained in baseball... Attended Fort Myers South High School (FL) in time for his junior year... Grew up playing baseball, soccer, tennis, swimming and skiing and was given a tennis scholarship to the Steffi Graf Tennis Foundation in Berlin... Played baseball for Buchbinder Legionäre Regensburg of Bundesliga, the highest baseball league in Germany... Went on a 2019-20 offseason winter tour through Munich, Regensburg, Berlin and Frankfurt promoting baseball; the trip was broadcast on an FS North special show titled "The Pursuit: From Berlin to the Bigs ft. Max Kepler"... Donates to the 'Can Do Canines' foundation which raises money for service dogs for people in need... **Hobby:** Cycling... **Signed by:** Mike Radcliff

MAX KEPLER'S CAREER STATISTICS

YEAR	CLUB	AVG	G	AB	R	H	2B	3B	HR	RBI	SH	SF	HP	BB	SO	SB	CS	OBP	SLG	OPS	E
2010	GCL Twins	.286	37	140	15	40	6	1	0	11	0	0	0	13	27	6	1	.346	.343	.689	2
2011	Elizabethton	.262	50	191	29	50	11	3	1	24	2	2	3	23	54	1	1	.347	.366	.713	3
2012	Elizabethton	.297	59	232	40	69	16	5	10	49	0	2	8	27	33	7	0	.387	.539	.926	1
2013	Cedar Rapids	.237	61	236	35	56	11	3	9	40	0	1	2	24	43	2	0	.312	.424	.736	7
2014	Fort Myers	.264	102	364	53	96	20	6	5	59	2	2	5	34	62	6	2	.333	.393	.726	5
2015	Chattanooga	.322	112	407	76	131	32	13	9	71	1	5	2	67	63	18	4	*.416	*.531	*.947	5
	Fort Myers	.250	6	24	4	6	2	0	0	0	0	0	0	2	5	1	0	.308	.333	.641	0
	MINNESOTA	.143	3	7	0	1	0	0	0	0	0	0	0	0	3	0	0	.143	.143	.286	0
2016	MINNESOTA	.235	113	396	52	93	20	2	17	63	1	5	3	42	93	6	2	.309	.424	.733	7
	Rochester	.282	30	110	16	31	4	6	1	19	0	2	0	16	14	1	1	.367	.455	.822	0
2017	MINNESOTA	.243	147	511	67	124	32	2	19	69	1	3	6	47	114	6	1	.312	.425	.737	2
2018	MINNESOTA	.224	156	532	80	119	30	4	20	58	0	3	5	71	96	4	5	.319	.408	.727	1
2019	MINNESOTA	.252	134	524	98	132	32	0	36	90	0	4	8	60	99	1	5	.336	.519	.855	0
2020	MINNESOTA	.228	48	171	27	39	9	0	9	23	0	1	2	22	36	3	0	.321	.439	.760	1
2021	MINNESOTA	.211	121	426	61	90	21	4	19	54	0	4	6	54	96	10	0	.306	.413	.719	0
	St. Paul+	.091	3	11	0	1	0	0	0	0	0	0	0	0	1	0	0	.091	.091	.182	0
2022	MINNESOTA	.227	115	388	54	88	18	1	9	43	0	4	5	49	66	3	2	.318	.348	.666	2
2023	MINNESOTA	.260	130	438	72	114	22	2	24	66	0	4	4	45	106	1	1	.332	.484	.816	1
2024	MINNESOTA	.253	105	368	43	93	21	1	8	42	0	3	5	22	80	1	0	.302	.380	.682	0
	St. Paul+	.400	3	10	3	4	0	0	0	0	0	0	0	3	2	0	0	.538	.400	.938	0
Minors Totals		.281	463	1725	271	484	102	37	35	273	5	14	20	209	304	42	9	.362	.443	.805	23
ML Totals		.237	1072	3761	554	893	205	16	161	508	2	31	44	412	789	35	16	.318	.429	.747	14

* League leader

+ Rehab assignment

KEPLER'S WILD CARD SERIES STATISTICS

YEAR	CLUB, OPP	AVG	G	AB	R	H	2B	3B	HR	RBI	SH	SF	HP	BB	SO	SB	CS	OBP	SLG	OPS	E
2017	MIN, NYY	.333	1	3	0	1	1	0	0	0	0	0	0	1	0	0	0	.500	.667	1.167	0
2020	MIN, HOU	.000	2	5	1	0	0	0	0	0	0	0	0	3	1	0	0	.375	.000	.375	0
2023	MIN, TOR	.250	2	8	1	2	0	0	0	0	0	0	0	0	3	0	0	.250	.250	.500	0
WC Totals		.188	5	16	2	3	1	0	0	0	0	0	0	4	4	0	0	.350	.250	.600	0

KEPLER'S DIVISION SERIES STATISTICS

YEAR	CLUB, OPP	AVG	G	AB	R	H	2B	3B	HR	RBI	SH	SF	HP	BB	SO	SB	CS	OBP	SLG	OPS	E
2019	MIN, NYY	.000	3	10	0	0	0	0	0	0	0	0	0	3	3	0	0	.231	.000	.231	0
2023	MIN, HOU	.200	4	15	0	3	2	0	0	0	0	0	0	1	7	0	0	.250	.333	.583	0
DS Totals		.120	7	25	0	3	2	0	0	0	0	0	0	4	10	0	0	.241	.200	.441	0

KEPLER'S CAREER TRANSACTIONS

- Signed by Minnesota Twins as a non-drafted free agent, July 11, 2009
- On injured list with a left adductor strain, September 3-12, 2020
- On COVID-related injured list, April 20-28, 2021
- On injured list with a left hamstring strain, May 30-June 17, 2021; included rehab assignment to St. Paul, June 13-17
- On injured list with a right fifth toe fracture, July 27-August 5, 2022
- On injured list with a sprained right wrist, September 14, 2022 through the remainder of the season
- On injured list with right patellar tendinitis, April 5-14, 2023
- On injured list with a left hamstring strain, May 13-28, 2023
- On injured list with a right knee contusion, April 7-21, 2024; included rehab assignment to St. Paul, April 18-21
- On injured list with left patellar tendinitis, September 2, 2024 through the remainder of the season
- Signed by Philadelphia as a free agent, December 20, 2024

KEPLER'S CAREER FIELDING

POSITION	PCT	G	PO	A	E	TC	DP
First base	1.000	3	5	0	0	5	0
Outfield	.993	1034	2027	46	14	2087	14

KEPLER'S GAME HIGHS

HITS: 4 – 5 times, last: 9/27/23 vs OAK... **RUNS:** 4 – 5/23/19 at LAA... **DOUBLES:** 2 – 10 times, last: 5/7/24 vs SEA... **TRIPLES:** 1 – 16 times, last: 7/24/24 vs PHI... **HOME RUNS:** 3 – 2 times, last: 6/6/19 at CLE... **RBI:** 7 – 7/2/16 vs TEX... **WALKS:** 4 – 8/4/20 vs PIT... **STOLEN BASES:** 2 – 8/18/20 vs MIL... **HITTING STREAK:** 14 games – 4/27-5/12/24

KEPLER'S NOTABLE HOMERS

GRAND SLAMS: 3 – 7/10/16 at TEX (A.J. Griffin); 8/26/17 at TOR (Ryan Tepera); 5/23/22 vs DET (Elvin Rodríguez)... **INSIDE-THE-PARK HR:** None... **LEADOFF HR:** 15 – 4/7/19 at PHI (Zach Eflin); 4/28/19 vs BAL (Dylan Bundy); 6/6/19 at CLE (Trevor Bauer); 7/13/19 at CLE (Trevor Bauer); 8/1/19 at MIA (Jordan Yamamoto); 8/24/19 vs DET (Edwin Jackson); 7/24/20 at CWS (Lucas Giolito); 7/31/20 vs CLE (Mike Clevinger); 8/26/20 at CLE (Mike Clevinger); 5/6/21 vs TEX (Jordan Lyles); 7/25/21 vs LAA (Jaime Barria); 8/14/21 vs TB (Michael Wacha); 8/16/21 vs CLE (Cal Quantrill); 4/3/23 at MIA (Johnny Cueto); 4/28/23 vs KC (Jordan Lyles)... **PINCH HR:** None... **WALK-OFF HR:** 2 – 6/12/16 vs BOS (Matt Barnes); 4/11/18 vs HOU (Brad Peacock)





50 Orion KERKERING

RHP

B-T: R-R

HT: 6-2; **WT:** 210

OPENING DAY AGE: 23

BORN: April 4, 2001, Huntington Beach, CA

RESIDES: Nokomis, FL

ML SERVICE: 1 year, 10 days

HOW OBTAINED: Selected by Phillies in 5th round of 2022 MLB Draft

2024

- Appeared in 64 games (2 starts), 50 of which were scoreless (78.1%) in his first full ML season
- Posted a 4.63 SO/BB ratio (17 BB, 74 SO) which ranked 9th among all NL relievers (min. 60.0 IP)
- Per Statcast, finished in the 92nd percentile in ground ball rate (54.4%) and fastball velocity (97.2)
- Allowed 5 of his 16 total ER on the season in 2.0 IP over a 3-game span from 7/19-24 and had a 1.62 ERA (11 ER, 61.0 IP) in his other 61 games
- Ended the season striking out 29 of his final 87 BF (33.3% SO rate) and posted a 1.65 ERA (3 ER, 16.1 IP) over his final 17 appearances
- Began the year on the 15-day IL with a right forearm strain; made 4 scoreless appearances (4.1 IP) while on rehab assignments with Clearwater (A) and Lehigh Valley (AAA)
- Made his season debut on 4/14 vs PIT after being reinstated from the IL prior to the game
- Began the season with 6 scoreless appearances (6.2 IP, 2 H, 3 BB, 6 SO)
- Posted a career-best 9.0-inning scoreless streak from 5/22-6/8 and matched it with a second 9.0-inning streak from 6/24-7/14
- Made 2 starts for the Phillies – the first starts of his professional career – 7/14 vs OAK (1.0 IP) and 8/3 at SEA (1.0 IP)
- Posted 14 consecutive appearances (14.0 IP) without an ER from 8/20-9/20
- Appeared in all 4 games of the NLDS against NYM; allowed 1 ER on 4 hits with 2 BB and 5 SO

2023

- Was the recipient of the Paul Owens Award, presented annually to the Phillies' top minor league pitcher
- Appeared in 5 levels of the Phillies organization, including making his ML debut on 9/24 vs NYM
- Began the year with Clearwater and was promoted to Jersey Shore (A) on 5/9, Reading (AA) on 7/6 and Lehigh Valley on 9/18
- In the minor leagues, combined to go 4-1, 14 SV, 15 SVO, 1.51 ERA (9 ER, 53.2 IP), 12 BB, 79 SO, 38.0% SO rate and 5.8% BB rate in 49 games (208 BF)

- Was T-1st in saves (4) in the Florida State League during his time with Clearwater
- Was T-1st in saves (7) in the Eastern League during his time with Reading
- Among minor league pitchers with 50.0 IP, allowed the fewest number of runs (9), ranked 4th in ERA and 5th in WHIP (0.89)
- Named a *Baseball America* Minor League All-Star and MiLB Organization All-Star and named to the MiLB Awards All-MiLB Prospect First Team
- Had his contract selected from Lehigh Valley on 9/22 and fanned Brett Baty for his first ML SO in his debut on 9/24 vs NYM
- Recorded his first ML win vs PIT on 9/27 after working a scoreless 7th inning
- Became the first Phillies player since Aaron Nola in 2015 to make his ML debut in the very next season after being drafted
- Appeared in all 3 rounds of the postseason for the Phillies (NLWCS, NLDS, NLCS)
- Went 0-0 with 2 holds, 1 BS, 3.38 ERA (2 ER, 5.1 IP), 7 hits, 3 BB and 5 SO in 7 postseason games
- Became the 2nd-youngest Phillies player to pitch in a playoff game (NLWCS Game 2, 10/4 vs MIA) at 22 years and 183 days (youngest: Marty Bystrom, 22 years and 78 days in 1980)
- Started his postseason career with 4 scoreless appearances (4.0 IP) and did not allow a run in 5 of his 7 playoff outings

2022

- Began professional career with Florida Complex League Phillies (R), making pro debut on 8/20 at FCL Tigers
- Promoted to Clearwater on 8/24
- Participated in Florida Instructional League

PERSONAL

Richard Orion Kerkering (pronounced oh-RYE-un KURR-kurr-ing)... Attended University of South Florida... 2019 graduate of Venice High School (FL)... **Hobbies:** Golf and playing video games... **Signed by:** Bryce Harman

ORION KERKERING'S CAREER STATISTICS

YEAR	CLUB	W-L	ERA	G	GS	CG	SHO	SV	IP	H	R	ER	HR	HB	BB	SO	WP	BK	AVG
2022	FCL Phillies	0-0	0.00	1	0	0	0	0	1.0	0	0	0	0	0	1	1	0	0	.000
	Clearwater	1-0	4.50	5	0	0	0	0	6.0	7	3	3	0	0	0	6	1	0	.292
2023	Clearwater	1-0	0.00	9	0	0	0	4	10.1	2	0	0	0	1	1	18	0	0	.061
	Jersey Shore	2-0	1.77	18	0	0	0	3	20.1	13	4	4	2	1	6	27	1	0	.178
	Reading	0-1	2.05	21	0	0	0	7	22.0	19	5	5	2	0	5	33	1	0	.229
	Lehigh Valley	1-0	0.00	1	0	0	0	0	1.0	2	0	0	0	0	0	1	1	0	.400
2024	PHILLIES	1-0	3.00	3	0	0	0	0	3.0	3	1	1	0	0	2	6	0	0	.250
	Lehigh Valley+	0-0	0.00	2	0	0	0	0	2.0	2	0	0	0	0	0	3	0	0	.250
	Clearwater+	1-0	0.00	2	0	0	0	0	2.1	0	0	0	0	1	0	7	0	0	.000
	PHILLIES	5-3	2.29	64	2	0	0	0	63.0	51	20	16	2	8	17	74	1	0	.223
Minors Totals		6-1	1.66	59	0	0	0	14	65.0	45	12	12	4	4	13	96	4	0	.191
ML	Totals	6-3	2.32	67	2	0	0	0	66.0	54	21	17	2	8	19	80	1	0	.224

+ Rehab assignment

KERKERING'S WILD CARD SERIES STATISTICS

YEAR	CLUB, OPP	W-L	ERA	G	GS	CG	SHO	SV	IP	H	R	ER	HR	HB	BB	SO	WP	BK	AVG
2023	PHI, MIA	0-0	0.00	1	0	0	0	0	1.0	0	0	0	0	0	0	1	0	0	.000

KERKERING'S DIVISION SERIES STATISTICS

YEAR	CLUB, OPP	W-L	ERA	G	GS	CG	SHO	SV	IP	H	R	ER	HR	HB	BB	SO	WP	BK	AVG
2023	PHI, ATL	0-0	0.00	2	0	0	0	0	2.0	1	0	0	0	0	1	0	0	0	.143
2024	PHI, NYM	0-0	2.45	4	0	0	0	0	3.2	4	1	1	1	0	2	5	1	0	.286
DS	Totals	0-0	1.59	6	0	0	0	0	5.2	5	1	1	1	0	3	5	1	0	.238

KERKERING'S LEAGUE CHAMPIONSHIP SERIES STATISTICS

YEAR	CLUB, OPP	W-L	ERA	G	GS	CG	SHO	SV	IP	H	R	ER	HR	HB	BB	SO	WP	BK	AVG
2023	PHI, ARI	0-0	7.71	4	0	0	0	0	2.1	6	2	2	0	0	2	4	0	0	.462

KERKERING'S CAREER TRANSACTIONS

- Selected by Philadelphia in 5th round of 2022 MLB Draft
- On injured list with a right forearm strain, March 25-April 13, 2024; included rehab assignments to Lehigh Valley and Clearwater, March 30-April 13

KERKERING'S CAREER FIELDING

POSITION	PCT	G	PO	A	E	TC	DP
Pitcher	1.000	67	3	1	0	4	0

KERKERING'S GAME HIGHS

LOW-HIT CG: N/A... **SHUTOUTS:** N/A... **STRIKEOUTS:** 3 – 3 times, last: 8/11/24 at ARI... **WALKS:** 2 – 2 times, last: 8/8/24 at ARI... **LONGEST OUTING:** 1.2 inn. – 2 times, last: 5/24/24 at COL... **WINNING STREAK:** 3 games – 2 times, last: 8/29-9/14/24... **LOSING STREAK:** 2 games – 6/19-7/30/14... **SCORELESS STREAK:** 9.0 inn. – 2 times, last: 6/24-7/14/24



2024

- Was a non-roster invitee to ML spring training
- Slashed .251/.325/.441 in 80 games with Lehigh Valley (AAA)
- Made 38 starts in left field, 15 starts in center field and 13 starts in right field for the IronPigs
- His 93.8 stolen base percentage (15-16) was T-5th in the International League (min. 15 SB)
- Ranked 4th on the club in stolen bases, 6th in HR (11) & doubles (14), 8th in RBI (38) and 9th in hits (62) & XBH (25)
- On the minor league IL 3 times, 6/1-12 and 7/1-22 with a right quad strain, including a rehab assignment with Jersey Shore (A), and 9/14-25 with a left hamstring strain

2023

- Led the Eastern League with a .319 AVG over 79 games for Reading (AA)
- Named an Organization All-Star by MiLB.com
- His 31 doubles were tied for 1st among all Phillies minor leaguers
- Hit safely in his first 13 games with Lehigh Valley following his promotion on 8/7
- On the minor league IL twice, 7/2-13 with a left knee contusion and 8/11-9/2 with a right hamstring strain; included a rehab assignment with Jersey Shore
- Following the season, played for Scottsdale in the Arizona Fall League

2022

- Limited to 2 games with Reading due to a right knee injury

2021

- Began the season with Reading
- Was on the IL with a right shoulder contusion, 5/12-7/16, which included a rehab assignment to Florida Complex League Phillies (R)

- With Jersey Shore, 7/17-21, before finishing the season with Reading
- Combined to slash .285/.350/.440 in 53 games (215 PA)

2020

- Did not play

2019

- Began the season with Lakewood (A)
- Promoted to Clearwater (A) on 5/23 for the remainder of the season
- Made starts at 1st base (57), LF (18), 3rd base (13) and RF (1)
- Hit .310 (22-71) against LHP

2018

- Began professional career with Gulf Coast League Phillies West (R)
- Promoted to Williamsport (A) on 6/28 and led the club with 24 walks
- Slugged his first professional grand slam on 8/26 vs Mahoning Valley
- Promoted to Lakewood on 9/4 but did not appear in a game (pinch-ran in 2 postseason games)
- Participated in Florida Instructional League

PERSONAL

Matthew James Kroon... Engaged, fiancée's name is Claire... Attended Oklahoma State University, Central Arizona College and University of Oregon... 2015 graduate of Horizon High School (AZ)... His father, Marc, was a former ML pitcher for SD, CIN and COL... **Hobbies:** Cooking, golf and pickleball...

Signed by: Brian Kohlscheen

MATT KROON'S CAREER STATISTICS

YEAR	CLUB	AVG	G	AB	R	H	2B	3B	HR	RBI	SH	SF	HP	BB	SO	SB	CS	OBP	SLG	OPS	E
2018	GCL Phillies-W	.563	4	16	2	9	1	0	0	1	0	0	0	3	4	4	1	.632	.625	1.257	2
	Williamsport	.250	38	120	22	30	3	1	2	9	0	1	1	24	38	2	3	.377	.342	.719	0
2019	Lakewood	.268	37	138	19	37	6	1	1	12	0	1	1	12	46	8	4	.329	.348	.677	4
	Clearwater	.225	69	222	29	50	8	6	4	24	1	2	8	18	68	10	4	.304	.369	.673	7
2020	Did not play																				
2021	Reading	.301	45	163	19	49	6	3	5	22	1	1	3	13	45	6	4	.361	.466	.827	3
	FCL Phillies+	.154	4	13	1	2	1	0	0	1	0	0	1	2	2	1	1	.313	.231	.544	0
	Jersey Shore	.235	4	17	2	4	2	0	0	0	0	0	0	1	5	0	0	.278	.353	.631	1
2022	Reading	.000	2	5	0	0	0	0	0	0	0	0	0	1	3	0	1	.167	.000	.167	1
2023	Reading	*.319	79	298	53	95	24	2	8	44	0	#8	5	33	66	22	6	.387	.493	.880	10
	Lehigh Valley	.381	15	63	12	24	7	2	3	13	1	1	0	11	15	4	2	.467	.698	1.165	0
	Jersey Shore	.200	3	10	1	2	0	1	0	1	0	0	0	2	3	0	1	.333	.400	.733	0
2024	Lehigh Valley	.251	80	247	36	62	14	0	11	38	2	2	6	22	70	15	1	.325	.441	.766	6
	Jersey Shore	.143	2	7	1	1	0	0	0	2	0	1	0	1	3	1	0	.222	.143	.365	0
Minors Totals		.277	382	1319	197	365	72	16	34	167	5	17	25	143	368	73	28	.354	.433	.787	34

* League leader

Tied for league lead

KROON'S CAREER TRANSACTIONS

- Selected by Cincinnati Reds in 38th round of 2015 MLB Draft, but did not sign
- Selected by Philadelphia in 30th round of 2017 MLB Draft, but did not sign
- Selected by Philadelphia in 18th round of 2018 MLB Draft





52 Joel KUHNLE

RHP
@joelkuhnle

B-T: R-R
HT: 6-4; **WT:** 295
OPENING DAY AGE: 30
BORN: February 19, 1995, Goldsboro, NC
RESIDES: Godley, TX
ML SERVICE: 1 year, 127 days
HOW OBTAINED: Signed by Phillies as a minor league free agent,
 12/21/24
Non-Roster Invitee

2024

- Split the season between the HOU, TOR, MIL and TB organizations
- Began the season with Sugar Land (AAA) in HOU's minor league system; made 1 appearance for HOU on 4/12 vs TEX
- Traded to TOR on 5/4 and made 6 appearances for Buffalo (AAA) before being released
- Signed by MIL on 6/9 and made 7 appearances for Nashville (AAA)
- Made 5 appearances with TB (1.13 ERA) and 13 for Durham (AAA) after being claimed off waivers on 7/23

2023

- Made his first career Opening Day roster with CIN
- Shuttled between CIN and Louisville (AAA) before being traded to HOU on 6/17
- Had 2 stints with HOU: 7/8-23 and 9/1-22 and also pitched for Sugar Land

2022

- Was a non-roster invitee to spring training with CIN
- Began the season with Louisville and posted a 2.61 ERA before having his contract selected by CIN on 5/8
- Was tied for the team lead in appearances from the time of his first appearance on 5/9 through the remainder of the season
- Had a career-best 10.0-inning scoreless streak, 5/13-6/7

2021

- Limited to 12 minor league games between Arizona Complex League Reds (R) and Louisville while recovering from right shoulder surgery

2020

- Spent most of the season at CIN's alternate training site
- Had 2 stints with CIN: 8/8-11 and 8/29-30

- Was not part of CIN's postseason player pool
- Had surgery to repair the torn capsule in his right shoulder on 10/7

2019

- Began the season with Chattanooga (AA) and posted a 0.95 WHIP in 25 appearances
- Promoted to Louisville on 6/20
- Combined to post a 2.18 ERA (13 ER, 53.2 IP) with 50 strikeouts and 14 saves between both minor league levels
- Had his contract selected on 8/15 and spent the rest of the season with CIN
- Made his ML debut on 8/16 vs STL (1.0 IP) and struck out Yadier Molina, the first batter he faced in his ML career

2018

- Pitched exclusively for Daytona (A)
- Tallied 17 saves which led the Florida State League and finished 35 games
- Named an FSL All-Star
- Had 56 strikeouts to only 11 walks (5.09 SO/BB ratio)

2017

- Spent second pro season with Dayton (A) and recorded 11 saves
- Led the Midwest League in appearances and ranked 2nd in the MWL among relievers with 1.41 BB/9.0 IP

2016

- Began pro career with Billings (R)

PERSONAL

Joel Kenneth Kuhnle (pronounced KOO-null)... Married, wife's name is Taylor; has one daughter, Charlotte... 2013 graduate of Sunrise Mountain High School (AZ)... Attended Central Arizona College and University of Texas at Arlington... **Hobby:** Golf... **Signed by:** Byron Ewing

JOEL KUHNEL'S CAREER STATISTICS

YEAR	CLUB	W-L	ERA	G	GS	CG	SHO	SV	IP	H	R	ER	HR	HB	BB	SO	WP	BK	AVG
2016	Billings	0-1	3.43	18	0	0	0	4	21.0	28	11	8	1	2	1	14	2	0	.318
2017	Dayton	2-4	4.36	*48	0	0	0	11	64.0	78	37	31	6	2	10	54	6	0	.295
2018	Daytona	1-4	3.04	44	0	0	0	*17	53.1	54	23	18	2	3	11	56	4	0	.260
2019	Chattanooga	3-2	2.27	25	0	0	0	10	35.2	26	10	9	5	0	8	30	2	0	.202
2020	Louisville	2-1	2.00	16	0	0	0	4	18.0	13	5	4	1	0	8	20	1	0	.200
	CINCINNATI	1-0	4.66	11	0	0	0	0	9.2	8	5	5	1	0	5	9	0	0	.216
	CINCINNATI	1-0	6.00	3	0	0	0	0	3.0	4	2	2	2	0	0	3	0	0	.308
2021	ACL Reds	0-1	2.25	4	1	0	0	1	4.0	4	1	1	1	0	0	8	0	0	.250
2022	Louisville	0-0	0.00	4	0	0	0	0	4.0	2	0	0	0	0	1	3	0	0	.143
	Louisville	0-1	2.61	10	0	0	0	3	10.1	9	3	3	1	0	1	7	0	0	.220
	CINCINNATI	2-3	6.36	53	0	0	0	1	58.0	67	41	41	8	5	14	56	1	0	.291
2023	CINCINNATI	0-0	8.10	2	0	0	0	0	3.1	6	3	3	0	0	2	0	0	0	.400
2024	Louisville	1-2	7.13	21	0	0	0	0	24.0	31	21	19	2	3	11	15	2	0	.316
	Sugar Land	1-1	5.03	17	0	0	0	1	19.2	26	14	11	2	0	5	16	3	0	.321
	HOUSTON	0-0	4.66	7	0	0	0	0	9.2	10	5	5	2	1	3	3	0	0	.270
2024	CIN/HOU	0-0	5.54	0	0	0	0	0	13.0	16	8	8	2	1	5	3	0	0	.308
	Sugar Land	4-1	3.18	9	0	0	0	0	11.1	12	4	4	0	1	1	6	2	0	.273
	HOUSTON	0-0	18.00	1	0	0	0	0	2.0	4	4	4	0	1	0	1	0	0	.400
	Buffalo	1-0	1.04	6	0	0	0	0	8.2	9	1	1	0	0	4	1	0	0	.281
	Nashville	0-0	2.45	7	0	0	0	0	7.1	6	2	2	0	0	3	10	0	0	.222
	Durham	2-0	4.30	13	0	0	0	0	14.2	18	8	7	1	0	3	14	0	1	.305
	TAMPA BAY	0-0	1.13	5	0	0	0	0	8.0	4	1	1	1	0	0	4	0	0	.143
	HOU/TB	0-0	4.50	6	0	0	0	0	10.0	8	5	5	1	1	0	5	0	0	.211
Minors Totals		17-18	3.59	242	1	0	0	51	296.0	316	140	118	22	11	67	254	22	1	.271
AL	Totals	0-0	4.58	13	0	0	0	0	19.2	18	10	10	3	2	3	8	0	0	.240
NL	Totals	4-3	6.20	69	0	0	0	1	74.0	85	51	51	11	5	21	68	1	0	.288
ML	Totals	4-3	5.86	82	0	0	0	1	93.2	103	61	61	14	7	24	76	1	0	.278

* League leader

KUHNEL'S CAREER TRANSACTIONS

- Selected by Cincinnati Reds in 11th round of 2016 MLB Draft
- Traded to Houston Astros for cash considerations, June 17, 2023
- Traded to Toronto Blue Jays for cash considerations, May 4, 2024
- Signed by Milwaukee Brewers as a minor league free agent, June 9, 2024
- Claimed off waivers by Tampa Bay Rays, July 23, 2024
- Signed by Philadelphia as a minor league free agent, December 21, 2024

KUHNEL'S CAREER FIELDING

POSITION	PCT	G	PO	A	E	TC	DP
Pitcher	.947	82	11	7	1	19	0

KUHNEL'S GAME HIGHS

LOW-HIT CG: N/A... **SHUTOUTS:** N/A... **STRIKEOUTS:** 4 – 2 times, last: 9/7/22 at CHI... **WALKS:** 2 – 3 times, last: 9/10/23 vs SD...
LONGEST OUTING: 2.0 inn. – 15 times, last: 8/24/24 at LAD... **WINNING STREAK:** 2 games – 2 times, last: 7/8-8/14/22... **LOSING STREAK:** 2 games – 8/19/22-current... **SCORELESS STREAK:** 10.0 inn. – 5/13-6/7/22



B-T: R-R

HT: 5-8 **WT:** 177

OPENING DAY AGE: 26

BORN: April 28, 1998, Puerto Plata, DR

RESIDES: Puerto Plata, DR

HOW OBTAINED: Signed by Phillies as a minor league free agent, 12/28/24

Non-Roster Invitee

2024

- Played in 130 games for Buffalo (AAA) in TOR's organization
- Defensively, appeared in games at 2nd base (55), shortstop (36), left field (24), 3rd base (16), right field (3) and center field (1)
- Posted a 13.4 percent walk rate (70 BB, 521 PA) while hitting .265 (118-446) with a .367 on-base percentage
- His 70 walks ranked 9th among all International League qualified hitters and 2nd among all TOR minor leaguers
- Hit .330 (29-88) in 26 August games with 12 walks and 16 runs scored
- Following the season, played for Toros del Este in the Dominican Winter League

2023

- Slashed .305/.425/.469 with an .893 OPS in 578 plate appearances over 129 games with Buffalo
- Defensively, appeared in games at left field (39), 3rd base (34), shortstop (24), right field (14), 2nd base (10) & center field (5)
- Named an Organizational All-Star by MiLB.com
- His 40 doubles trailed only Jhonny Peralta (44 in 2004) for the most in a single season in Buffalo's modern era
- Led all TOR minor leaguers in hits (142), doubles, runs (101) & walks (98), while ranking 3rd in steals (28), total bases (218), XBH (52), RBI (85) & OPS
- Named the recipient of the Fremo Vallone Community Service Award, participating in each of Buffalo's community-related events
- Hit safely in 17 of 20 September games, batting .392 (31-79) with a .978 OPS, 8 doubles, 15 RBI, 15 walks and 6 stolen bases
- His 31 hits in September were 2nd in all of minor league baseball, trailing only Sugar Land's Will Wagner (34)
- Following the season, played for Toros del Este in the DWL

2022

- Split the season between New Hampshire (AA) and Buffalo
- Combined to hit .274 (134-489) over 128 games
- In 22 May games, slashed .329/.393/.481 (.874 OPS) for New Hampshire
- Hit .306 (26-85) with 12 RBI across 21 September games with Buffalo

- Led all TOR minor leaguers in doubles (35), ranked 3rd in hits, 4th in runs (73), 5th in RBI (64) & total bases (192) and 6th in XBH (43)
- Following the season, played for Gigantes del Cibao in the DWL

2021

- Played 80 games for Vancouver (A) in TOR's system
- Slashed .280/.375/.470 (.845 OPS) before earning a late-season promotion to New Hampshire
- Ranked T-4th in the High-A West with 26 stolen bases
- Played 3 games with New Hampshire to end the season
- Following the season, played for Gigantes del Cibao in the DWL

2020

- Played for Gigantes del Cibao in the DWL

2019

- Spent the entire season with Lansing (A)
- Hit .254 (85-335) with 16 doubles, 6 triples, 4 HR, 31 RBI, 23 walks and 36 runs scored in 95 games
- Following the season, played for Gigantes del Cibao in the DWL

2018

- Played 8 games with Gulf Coast League Blue Jays (R) before finishing the season playing 48 games with Bluefield (R)
- Combined to slash .288/.403/.374 with 13 XBH, 26 RBI and 33 walks
- Hit his first professional HR on 7/31 at Bristol

2017

- Began professional career with Dominican Summer League Blue Jays (R)
- Hit .284 (62-218) with 8 doubles, 6 triples and 23 RBI across 59 games

PERSONAL

Rafael Lantigua Tejada... **Hobbies:** Going to the beach and playing soccer... **Signed by:** Sandy Del Rosario

RAFAEL LANTIGUA'S CAREER STATISTICS

YEAR	CLUB	AVG	G	AB	R	H	2B	3B	HR	RBI	SH	SF	HP	BB	SO	SB	CS	OBP	SLG	OPS	E
2017	DSL Blue Jays	.284	59	218	36	62	8	6	0	23	0	3	2	33	32	11	12	.379	.376	.755	9
2018	GCL Blue Jays	.212	8	33	7	7	3	1	0	3	0	0	1	3	7	1	0	.297	.364	.661	0
	Bluefield	.303	48	165	28	50	7	1	1	23	1	0	4	30	33	7	5	.422	.376	.798	8
2019	Lansing	.254	95	335	36	85	16	6	4	31	0	4	2	23	58	9	8	.302	.373	.675	13
2020	Did not play																				
2021	Vancouver	.280	80	300	65	84	22	1	11	43	0	1	4	42	76	26	6	.375	.470	.845	8
	New Hampshire	.000	3	11	2	0	0	0	0	0	0	0	0	1	5	0	0	.083	.000	.083	0
2022	New Hampshire	.268	86	328	53	88	27	1	5	35	0	1	2	37	70	6	9	.345	.402	.747	6
	Buffalo	.286	42	161	20	46	8	0	2	29	0	2	0	16	35	9	3	.346	.373	.719	9
2023	Buffalo	.305	129	465	101	142	40	0	12	85	1	9	5	98	107	28	9	.425	.469	.894	6
2024	Buffalo	.265	130	446	61	118	20	0	4	33	1	1	3	70	100	16	6	.367	.336	.703	10
Minors Totals		.277	680	2462	409	682	151	16	39	305	3	21	23	353	523	113	58	.370	.399	.769	69

LANTIGUA'S CAREER TRANSACTIONS

- Signed by Toronto Blue Jays as an international free agent, August 22, 2016
- Signed by Philadelphia as a minor league free agent, December 28, 2024





2024

- Made his ML debut, appearing in 11 games over 2 stints with the Phillies
- Began the season with Reading (AA)
- Tossed 10.1 scoreless innings with 18 SO and 0 BB over 8 appearances before being promoted to Lehigh Valley (AAA) on 5/8
- Named Phillies Minor League Pitcher of the Month for June: 2-1, 6 SV, 0.00 ERA (12.1 IP), 2 BB and 14 SO in 11 games
- Had his contract selected from Lehigh Valley on 8/9 and made his ML debut on 8/10 at ARI (1.1 IP, 0 H, 0 R, 0 BB, SO)
- Opened his ML career with 7 scoreless appearances (6.1 IP), retiring 20 of 22 batters faced (0.32 WHIP, 2 H, 0 BB, 0 HB, 5 SO)
- Was a part of the club's stay-ready camp for the duration of the postseason

2023

- Began the year with Wisconsin (A) in the MIL organization
- Posted a 1.29 ERA (2 ER, 14.0 IP) with 11 SO to 2 BB in 5 June games
- Had a 4.78 SO/BB ratio with Wisconsin
- Promoted to Biloxi (AA) on 6/30 and averaged 10.52 SO/9.0 IP with the club

2022

- Pitched for Wisconsin and limited LHH to a .183 AVG (11-60)
- Placed on the minor league IL on 6/13 for the remainder of the season; included rehab appearances with Arizona Complex League Brewers Blue (R) and Carolina (A)

2021

- Missed the entire season while recovering from Tommy John surgery

2020

- Did not pitch

2019

- Began the season with Wisconsin
- Went 1-0 with a 1.40 ERA (3 ER, 19.1 IP) and a 0.98 WHIP (14 H, 5 BB) in 5 April games (3 starts), earning MIL Minor League Pitcher of the Month honors
- Set career highs in IP (7.0) and SO (10) on 8/20 at Peoria
- Had a 7.93 SO/BB ratio and averaged 12.60 SO/9.0 IP, which ranked 2nd and 8th, respectively, among minor league pitchers (min. 85.0 IP)
- Named a Low Class A All-Star by *Baseball America*

2018

- Spent the season with Helena (R)
- Led the Pioneer League in WHIP (1.31), ranked 3rd in ERA and 4th in IP & OPP AVG
- Earned the first win of his professional career on 6/22 vs Billings (5.1 IP, 1 ER)

2017

- Began professional career with Arizona League Brewers (R)

PERSONAL

Max Brandon Lazar... 2017 graduate of Coral Springs High School (FL)... **Hobbies:** Golf and going to the beach... **Signed by:** Charlie Sullivan

MAX LAZAR'S CAREER STATISTICS

YEAR	CLUB	W-L	ERA	G	GS	CG	SHO	SV	IP	H	R	ER	HR	HB	BB	SO	WP	BK	AVG
2017	AZL Brewers	0-2	5.93	7	1	0	0	0	13.2	16	11	9	2	0	1	14	0	1	.291
2018	Helena	3-3	4.37	14	14	0	0	0	68.0	74	37	33	7	3	15	55	1	0	.269
2019	Wisconsin	7-3	2.39	19	10	0	0	1	79.0	67	22	21	5	4	15	109	2	0	.226
	AZL Brewers-G	0-1	1.50	3	3	0	0	0	6.0	4	1	1	0	0	0	10	0	0	.190
2020	Did not pitch																		
2021	Injured – Did not pitch																		
2022	Wisconsin	1-0	4.22	11	6	0	0	1	32.0	32	18	15	5	0	11	19	1	0	.252
	ACL Brewers-B	0-0	0.00	1	1	0	0	0	1.0	1	0	0	0	0	0	1	0	0	.250
	Carolina	0-1	2.57	3	2	0	0	0	7.0	6	3	2	1	0	1	6	0	0	.240
2023	Wisconsin	1-3	2.91	16	0	0	0	2	43.1	41	16	14	2	1	9	43	5	1	.250
	Biloxi	0-2	3.86	17	1	0	0	1	25.2	26	15	11	3	0	10	30	2	0	.260
2024	Reading	0-0	0.00	8	0	0	0	3	10.1	3	0	0	0	0	0	18	1	0	.088
	Lehigh Valley	4-3	2.45	29	0	0	0	10	33.0	24	13	9	1	2	10	38	0	0	.202
	PHILLIES	0-0	4.61	11	0	0	0	0	13.2	13	7	7	2	0	2	9	0	0	.250
Minors Totals		16-18	3.24	128	38	0	0	18	319.0	294	136	115	26	10	72	343	12	2	.241
ML	Totals	0-0	4.61	11	0	0	0	0	13.2	13	7	7	2	0	2	9	0	0	.250

LAZAR'S CAREER TRANSACTIONS

- Selected by Milwaukee Brewers in 11th round of 2017 MLB Draft
- Signed by Philadelphia as a minor league free agent, December 8, 2023

LAZAR'S CAREER FIELDING

POSITION	PCT	G	PO	A	E	TC	DP
Pitcher	1.000	11	0	3	0	3	1

LAZAR'S GAME HIGHS

LOW-HIT CG: N/A... **SHUTOUTS:** N/A... **STRIKEOUTS:** 2 – 2 times, last: 9/8/24 at MIA... **WALKS:** 1 – 2 times, last: 9/8/24 at MIA... **LONGEST OUTING:** 2.2 inn. – 2 times, last: 9/13/24 vs NYM... **WINNING STREAK:** N/A... **LOSING STREAK:** N/A... **SCORELESS STREAK:** 6.1 inn. – 8/10-28/24





2024

- Made his first career Opening Day start for MIA on 3/28 vs PIT
- His 8 strikeouts on Opening Day were the most by a MIA pitcher since José Fernández had 9 on 3/31/14
- Was on the IL with left elbow inflammation from 4/23-5/10; made one rehab start with Jupiter (A)
- Tossed a career-high 8.0 innings on 5/22 vs MIL
- Posted a 1.99 ERA (7 ER, 31.2 IP), 0.88 WHIP and held the 120 batters he faced to a .193/.233/.246 slash line over 5 starts from 4/20-5/28
- Placed on the IL on 6/19 with a lumbar stress reaction and missed the remainder of the season

2023

- Made 1 start (W, 4.0 IP, 0 R, 5 SO) for Venezuela in the World Baseball Classic on 3/15 vs Israel
- Set career highs in most categories as he made 32 starts which ranked T-4th among all NL pitchers
- Among NL pitchers, finished 5th in SO/9.0 IP (10.48) & strikeout rate (28.1%), 7th in strikeouts & FIP (3.56), 8th in ERA & FWAR (3.8) and 10th in xERA (3.96) and xFIP (3.72)
- Averaged 96.8 mph with his four-seam fastball which ranked 3rd among all qualified NL pitchers, behind only Sandy Alcantara (98.1) and Spencer Strider (97.4)
- Over 11 starts in June and July, posted a 2.69 ERA (19 ER, 63.2 IP), 0.97 WHIP with 77 strikeouts against 16 walks
- Had a career-best 26.1-inning scoreless streak from 6/18-7/9
- Struck out a career-high 13 batters on 7/23 vs COL
- Started Game 1 of the NLWCs on 10/3 at PHI (4.0 IP, 3 ER, 5 SO)

2022

- Spent the season with MIA and posted a 1.04 WHIP over his 18 starts
- Had 3 double-digit strikeout games: 4/12 at LAA (12 SO), 9/21 vs CHI (11 SO) and 10/3 vs ATL (12 SO)
- Allowed 2 runs or fewer in 13 of 18 starts and 1 run or none in seven
- On 4/12 at LAA, struck out 12 of the 18 batters he faced in 5.0 IP; joined Chris Sale (8/12/18 at BAL, 12 SO, 16 BF) as the only pitchers since at least 1901 to face 18 or fewer batters and strike out 12 or more
- Was on the IL from 5/12-7/31 with a left forearm strain; made 2 rehab appearances with Jacksonville (AAA) and 1 with Jupiter

- Made 12 starts after being activated off the IL and posted a 3.03 ERA (24 ER, 71.1 IP); pitched at least 6.0 innings in 9 of those 12 games
- Struck out 35 of 93 batters faced (37.6%) and posted a 1.82 ERA and 0.85 WHIP over his final 4 starts from 9/16-10/3

2021

- Began the season with OAK before being traded to MIA on 7/28
- Was on the IL with a left pinky fracture, 5/2-29, which included a rehab assignment to Las Vegas (AAA), 5/27-29
- Made 6 starts for OAK before being moved to the bullpen, where he appeared 7 times from 5/30-6/19
- Made his MIA debut in a start on 8/2 vs NYM (W, 5.0 IP, 3 ER, 5 SO)
- Notched his first career double-digit strikeout game in his final start of the year, 10/2 vs PHI (11 SO, 5.1 IP)

2020

- Pitched for OAK and appeared in 12 games (9 starts)
- Among all ML rookies, finished 2nd in strikeouts & innings and T-9th in starts
- Received one vote for AL Rookie of the Year and finished 8th in voting
- Posted a 3.83 ERA in 9 starts compared to a 5.59 ERA in 3 relief appearances
- Made his 1st ML start on 8/4 vs TEX (ND, 5.0 IP, 0 R, 5 SO)
- Notched his 1st ML win on 8/9 vs HOU (5.2 IP, 2 ER, 5 SO)
- Made 2 postseason starts: Game 1 of the ALWC vs CWS and Game 3 of the ALDS at HOU

2019

- Began the season with Stockton (A) before being promoted to Las Vegas on 6/22
- Had his contract selected on 9/9 and made his ML debut on 9/11 at HOU (3.0 IP, ER, 2 SO)
- Became the first player in ML history born in Peru
- Made his postseason debut with 3.0 scoreless innings of relief in the AL Wild Card Game on 10/2 vs TB

2018

- Pitched across three levels in OAK's system and combined to go 10-5, 2.88 ERA (35 ER, 109.1 IP) with 129 strikeouts to 30 walks in 23 starts
- Following the season, was named the No. 7 overall prospect in baseball by *Baseball America* and No. 14 by MLB.com

2017

- Made his pro debut and pitched for two different organizations (WSH and OAK) across three levels
- Combined to go 2-1, 1.66 ERA (8 ER, 43.1 IP) with 48 strikeouts to 5 walks in 12 games (11 starts)

2016

- Did not pitch while recovering from Tommy John surgery

PERSONAL

Jesús Guillermo Luzardo (pronounced hay-SOOS luh-ZAR-doh)... Engaged, fiancée's name is Francesca... 2016 graduate of Marjory Stoneman Douglas High School in Parkland, FL... As a senior, went 4-0 with a 0.66 ERA in 4 starts... Signed with the University of Miami to play baseball before being selected in the third round of the 2016 MLB Draft... **Hobbies:** Fishing, golf and playing with his dogs Thor and Aspen... **Signed by:** Alex Morales

JESÚS LUZARDO'S CAREER STATISTICS

YEAR	CLUB	W-L	ERA	G	GS	CG	SHO	SV	IP	H	R	ER	HR	HB	BB	SO	WP	BK	AVG
2016	Injured – Did not pitch																		
2017	GCL Nationals	1-0	1.32	3	3	0	0	0	13.2	14	2	2	1	0	0	15	2	1	.259
	AZL Athletics	0-1	1.54	4	3	0	0	0	11.2	9	2	2	0	1	1	13	1	0	.205
	Vermont	1-0	2.00	5	5	0	0	0	18.0	12	5	4	1	2	4	20	0	0	.188
2018	Stockton	2-1	1.23	3	3	0	0	0	14.2	6	2	2	0	0	5	25	0	0	.120
	Midland	7-3	2.29	16	16	0	0	0	78.2	58	22	20	5	3	18	86	2	2	.204
	Nashville	1-1	7.31	4	4	0	0	0	16.0	25	13	13	2	1	7	18	1	1	.362
2019	Stockton	1-0	0.90	3	1	0	0	0	10.0	6	1	1	1	0	0	18	1	0	.171
	Las Vegas	1-1	3.19	7	7	0	0	0	31.0	29	12	11	3	0	8	34	3	0	.240
	AZL Athletics-Gr	0-0	0.00	1	1	0	0	0	2.0	1	0	0	0	0	0	5	0	0	.143
	OAKLAND	0-0	1.50	6	0	0	0	2	12.0	5	2	2	1	1	3	16	2	0	.119
2020	OAKLAND	3-2	4.12	12	9	0	0	0	59.0	58	27	27	9	3	17	59	3	1	.257
2021	OAKLAND	2-4	6.87	13	6	0	0	0	38.0	46	32	29	11	0	16	40	3	0	.297
	Las Vegas	2-2	6.52	8	8	0	0	0	29.0	33	24	21	3	5	15	26	3	0	.289
	MIAMI	4-5	6.44	12	12	0	0	0	57.1	60	41	41	9	4	32	58	5	0	.269
	OAK/MIA	6-9	6.61	25	18	0	0	0	95.1	106	73	70	20	4	48	98	8	0	.280
2022	MIAMI	4-7	3.32	18	18	0	0	0	100.1	69	40	37	10	2	35	120	5	0	.191
	Jupiter+	0-0	3.00	1	1	0	0	0	3.0	2	1	1	1	0	0	3	0	0	.200
	Jacksonville+	0-0	2.08	2	2	0	0	0	8.2	3	2	2	0	1	4	9	0	0	.100
2023	MIAMI	10-10	3.58	32	32	0	0	0	178.2	162	79	71	22	6	55	208	7	1	.239
2024	MIAMI	3-6	5.00	12	12	0	0	0	66.2	61	37	37	9	2	22	58	3	0	.246
	Jupiter+	1-0	0.00	1	1	0	0	0	5.2	1	0	0	0	0	1	6	0	0	.059
	Minors Totals	17-9	2.94	58	55	0	0	0	242.0	199	86	79	17	13	63	278	13	4	.221
AL	Totals	5-6	4.79	31	15	0	0	2	109.0	109	61	58	21	4	36	115	8	1	.258
NL	Totals	21-28	4.15	74	74	0	0	0	403.0	352	197	186	50	14	144	444	20	1	.233
ML	Totals	26-34	4.29	105	89	0	0	2	512.0	461	258	244	71	18	180	559	28	2	.239

+ Rehab assignment

LUZARDO'S WILD CARD SERIES STATISTICS

YEAR	CLUB, OPP	W-L	ERA	G	GS	CG	SHO	SV	IP	H	R	ER	HR	HB	BB	SO	WP	BK	AVG
2019	OAK, TB	0-0	0.00	1	0	0	0	0	3.0	1	0	0	0	0	2	4	0	0	.100
2020	OAK, CWS	0-1	8.10	1	1	0	0	0	3.1	6	3	3	2	0	0	5	0	0	.375
2023	MIA, PHI	0-1	6.75	1	1	0	0	0	4.0	8	3	3	0	0	0	5	2	0	.421
WC	Totals	0-2	5.23	3	2	0	0	0	10.1	15	6	6	2	0	2	14	2	0	.333

LUZARDO'S DIVISION SERIES STATISTICS

YEAR	CLUB, OPP	W-L	ERA	G	GS	CG	SHO	SV	IP	H	R	ER	HR	HB	BB	SO	WP	BK	AVG
2020	OAK, HOU	0-0	8.31	1	1	0	0	0	4.1	5	4	4	2	0	2	2	0	0	.313

LUZARDO'S WORLD BASEBALL CLASSIC STATISTICS

YEAR	CLUB	W-L	ERA	G	GS	CG	SHO	SV	IP	H	R	ER	HR	HB	BB	SO	WP	BK	AVG
2023	Venezuela	1-0	0.00	1	1	0	0	0	4.0	4	0	0	0	0	1	5	0	0	.286

LUZARDO'S CAREER TRANSACTIONS

- Selected by Washington Nationals in 3rd round of 2016 MLB Draft
- Traded to Oakland Athletics with Blake Treinen (rhp) and Sheldon Neuse (inf) for Ryan Madson (rhp) and Sean Doolittle (lhp), July 16, 2017
- On injured list with a left pinky fracture, May 2-29, 2021; included rehab assignment to Las Vegas, May 27-29
- Traded to Miami Marlins for Starling Marte (of), July 28, 2021
- On injured list with a left forearm strain, May 12-July 31, 2022; included rehab assignments to Jupiter, July 16-21, and Jacksonville, July 22-31
- On injured list with left elbow inflammation, April 23-May 10, 2024; included rehab assignment to Jupiter, May 5-10
- On injured list with lumbar stress reaction, June 19, 2024 through the remainder of the season

LUZARDO'S CAREER FIELDING

POSITION	PCT	G	PO	A	E	TC	DP
Pitcher	.944	105	21	64	5	90	4

LUZARDO'S GAME HIGHS

LOW-HIT CG: N/A... **SHUTOUTS:** N/A... **STRIKEOUTS:** 13 – 7/23/23 vs COL... **WALKS:** 5 – times, last: 4/8/24 at NYY... **LONGEST OUTING:** 8.0 inn. – 5/22/24 vs MIL... **WINNING STREAK:** 3 games – 2 times, last: 6/18-7/9/23... **LOSING STREAK:** 4 games – 9/28/23-5/11/24... **SCORELESS STREAK:** 26.1 inn. – 6/18-7/9/23





B-T: S-R
HT: 5-9; **WT:** 210
OPENING DAY AGE: 26
BORN: February 25, 1999, San Cristóbal, VZ
RESIDES: Caracas, VZ
ML SERVICE: 2 years, 6 days
HOW OBTAINED: Signed by Phillies as an amateur free agent, 7/2/15

2024

- Saw his first ML action since 2021 and slashed .294/.345/.549 over 17 games with the Phillies
- Began the season on the 10-day IL with lower back pain; was reinstated and optioned to Lehigh Valley (AAA) on 5/27
- In 13 games (8 rehab apps) between the IronPigs and Clearwater (A) from 5/14-6/4, slashed .233/.382/.395 with 1 double, 2 HR, 8 RBI, 10 walks and 4 runs
- Served as the additional player for the London Series against NYM from 6/8-9, but did not play
- Recalled from Lehigh Valley prior to the game on 6/11 (optioned on 7/20)
- Made 14 starts at catcher for the Phillies and slashed .300/.352/.560 (.912 OPS) with 7 XBH and 6 RBI in those games
- His 3 HR were a career high; averaged a HR every 22.20 AB in MLB (111 AB) compared to 174.56 AB/HR in MiLB (9 HR, 1571 AB)
- 6/12 at BOS marked his first ML appearance since 9/10/21 vs COL
- Tallied a career-high 4 hits on 6/17 vs SD, the youngest Phillies catcher (25 years, 113 days) with 4 hits since Darren Daulton in 1985 (23 years, 226 days)
- Went 29 straight PA without a strikeout from 6/17-7/3, the longest streak by a Phillie who primarily plays catcher since Carlos Ruiz (29 PA, 9/4-14/13)
- Doubled twice on 7/9 vs LAD for the first time in his career
- Registered a career-high-tying 4-game hitting streak (also, 8/29-9/2/21) from 7/3-9, slashing .500/.529/.875 with a 1.404 OPS
- Appeared in 29 games at catcher for Lehigh Valley and threw out 12 of 37 attempted base stealers (32.4%)
- Was a part of the club's stay-ready camp for the duration of the postseason

2023

- Began the season on the ML 60-day IL with a right hamate fracture; appeared in rehab games for Clearwater, Jersey Shore (A) and Lehigh Valley before being reinstated on 6/20 and optioned to Lehigh Valley
- Threw out 13 of 42 (31.0%) attempted base stealers in 43 non-rehab games at catcher for Lehigh Valley; threw out 15 of 48 (31.3%) attempted base stealers overall at the triple-A level
- After his rehab assignment, slashed .316/.402/.480 (.882 OPS) with 18 XBH (13 2B, 3 3B, 2 HR) and 27 HR in 44 games for Lehigh Valley
- Following the season, played for Aragua in the Venezuelan Winter League, where he slashed .333/.436/.546 with a .982 OPS and 16 walks to 11 strikeouts in 32 games

2022

- Began the season on the ML 60-day IL with a left hamstring strain; appeared in rehab games for Jersey Shore and Lehigh Valley before being reinstated from the IL on 6/12 and optioned to Lehigh Valley
- Appeared in 56 games at catcher for Lehigh Valley and threw out 23 of 66 attempted base stealers (34.8%)
- Following the season, played for La Guaira in the Venezuelan Winter League, where he slashed .361/.477/.389 with 15 walks to 13 strikeouts in 26 games

2021

- Began the season with Lehigh Valley
- Had 6 stints with the Phillies: 4/30, 5/13-28, 6/10-11, 6/19-25, 7/29-8/3 and 8/27-9/11
- Was 2-for-5 (40.0%) in throwing out attempted base stealers in 17 games (13 starts) at catcher with the Phillies
- The Phillies went 8-5 in his starts
- Made his first ML appearance at 1st base, 8/1 at PIT
- Collected his first career triple on 8/29 vs ARI
- Also played in one game for Reading (AA)
- Following the season, was named the No. 9 prospect, the best defensive catcher and as having the best strike-zone discipline in the Phillies minor league system by *Baseball America*

2020

- Batted .429 (3-7) in 6 spring training games
- Was added to the club's player pool roster during summer camp
- Had his contract selected from Lehigh Valley prior to game 2 of the doubleheader on 9/13 at MIA
- On 9/14 at MIA, made his ML debut in a start at catcher and singled in his first career plate appearance
- At 21 years, 202 days, became the youngest Phillie to collect a hit in his first ML plate appearance since Orlando Isales (20 years, 283 days) on 9/30/80 vs CHI
- The last Phillie to make his ML debut as the starting catcher at a younger age was Mike Loan (17 years, 357 days) on 9/18/1912 vs STL (that was the lone game of Loan's ML career)
- Became the youngest Phillie to make his ML debut since Elizardo Ramirez (21 years, 118 days) did so on 5/25/04 at NYM
- On 9/18 vs TOR (gm 2), hit his first career HR (A.J. Cole), a 3-run, game-tying shot; it was also his first professional HR, as he had never homered in 765 career at-bats in the minor leagues
- At 21 years, 206 days old, became the youngest Phillies catcher ever to homer in a game and the youngest Phillies player to homer since Scott Rolen (21 years, 155 days) on 9/6/96 vs CHI

- The last catcher in the majors to homer at a younger age was Salvador Pérez for each of his first 3 career homers between 8/29-9/23/11 (between 21 years, 111 days and 21 years, 136 days for all 3)
- Following the season, was named the No. 5 prospect in the Phillies minor league system by *Baseball America*

2019

- Opened the year with Lakewood (A)
- Promoted to Clearwater on 7/30 for the remainder of the season
- Caught 36.5% (31-85) of runners attempting to steal in 70 games (68 starts) at catcher
- Was on the injured list, 5/2-24, with a left wrist contusion
- Following the season, was named the No. 6 prospect and rated as the best defensive catcher in the Phillies minor league system by *Baseball America*

2018

- Named a New York-Penn League All-Star
- Ranked 4th in the NYPL in AVG (.301)
- Among qualifying hitters in the NYPL, was the 3rd-most difficult hitter to strike out (11.67 PA/SO)
- Spent entire season with Williamsport (A)
- Led NYPL catchers in assists (57) and was T-1st in double plays turned (5)

- Among qualifying NYPL catchers, ranked 4th in catcher caught stealing percentage (29.4%, 20 of 68)
- Hit .377 (20-53) against LHP
- Participated in Florida Instructional League

2017

- Spent entire season with Gulf Coast League Phillies (R)
- Hit .297 (11-37) in 14 home games
- Caught 16 of 37 attempted base stealers (43.2%)
- Participated in FIL

2016

- Began professional career with Dominican Summer League Phillies-2 (R)
- Led all Phillies short-season minor leaguers in RBI
- Threw out 40.0% of attempted base stealers (16 CS, 24 SB)
- Batted .388 (31-80) with 18 RBI and a .446 OBP in July
- Participated in FIL

2015

- Participated in FIL

PERSONAL

Rafael Alejandro Marchán... **Hobbies:** Spending time with family, going to the beach, watching movies and playing basketball... **Signed by:** Jesús Méndez

RAFAEL MARCHÁN'S CAREER STATISTICS

YEAR	CLUB	AVG	G	AB	R	H	2B	3B	HR	RBI	SH	SF	HP	BB	SO	SB	CS	OBP	SLG	OPS	E
2016	DSL Phillies-2	.333	44	171	23	57	7	1	0	34	0	5	0	16	14	6	0	.380	.386	.766	5
2017	GCL Phillies	.238	30	84	10	20	5	0	0	10	0	2	3	4	8	1	0	.290	.298	.588	3
2018	Williamsport	.301	51	196	28	59	8	2	0	12	0	1	2	11	18	9	6	.343	.362	.705	4
2019	Lakewood	.271	63	236	21	64	16	0	0	20	0	1	4	24	31	1	3	.347	.339	.686	4
	Clearwater	.231	22	78	6	18	4	0	0	3	0	1	1	6	8	1	2	.291	.282	.573	4
2020	PHILLIES	.500	3	8	3	4	0	0	1	3	0	0	0	1	2	0	0	.556	.875	1.431	1
2021	Lehigh Valley	.203	67	237	28	48	7	0	0	19	0	1	4	23	45	1	0	.283	.232	.515	4
	PHILLIES	.231	20	52	7	12	1	1	1	4	0	0	0	4	10	0	0	.286	.346	.632	1
	Reading	.200	1	5	1	1	1	0	0	0	0	0	0	0	1	0	0	.200	.400	.600	0
2022	Jersey Shore+	.231	4	13	1	3	2	0	0	0	0	0	0	2	2	0	0	.333	.385	.718	0
	Lehigh Valley	.233	66	232	26	54	17	0	4	29	0	2	9	20	24	1	0	.316	.358	.673	6
2023	Clearwater+	.600	1	5	0	3	0	0	0	3	0	0	0	0	0	0	0	.600	.600	1.200	0
	Jersey Shore+	.300	3	10	1	3	1	0	0	2	0	0	0	2	3	0	0	.417	.400	.817	0
	Lehigh Valley	.297	51	175	27	52	13	3	2	30	0	3	5	24	20	1	2	.391	.440	.831	6
2024	Clearwater+	.273	4	11	2	3	0	0	1	3	0	0	1	3	1	1	0	.467	.545	1.012	0
	Lehigh Valley	.229	34	118	16	27	2	0	2	11	0	2	2	19	28	0	0	.340	.297	.637	6
	PHILLIES	.294	17	51	8	15	4	0	3	6	1	0	1	3	8	0	0	.345	.549	.894	2
Minors Totals		.262	441	1571	190	412	83	6	9	176	0	18	31	154	203	22	13	.337	.340	.677	42
ML Totals		.279	40	111	18	31	5	1	5	13	1	0	1	8	20	0	0	.333	.477	.810	4

+ Rehab assignment

MARCHÁN'S CAREER TRANSACTIONS

- Signed by Philadelphia as an amateur free agent, July 2, 2015
- On injured list with a left hamstring strain, April 7-June 12, 2022; included rehab assignments to Jersey Shore, May 25-30, and Lehigh Valley, May 31-June 12
- On injured list with a right hamate fracture, March 30-June 19, 2023; included rehab assignments to Clearwater, May 30-31, Jersey Shore, June 1-5 and Lehigh Valley, June 6-19
- On injured list with lower back pain, March 25-May 26, 2024; included rehab assignments to Clearwater, May 14-20, and Lehigh Valley, May 21-26

MARCHÁN'S CAREER FIELDING

POSITION	PCT	G	PO	A	E	TC	DP	PB
Catcher	.985	37	258	13	4	275	3	1
First base	---	1	0	0	0	0	0	

MARCHÁN'S GAME HIGHS

HITS: 4 – 6/17/24 vs SD... **RUNS:** 2 – 3 times, last: 7/9/24 vs LAD... **DOUBLES:** 2 – 7/9/24 vs LAD... **TRIPLES:** 1 – 8/29/21 vs ARI...
HOME RUNS: 1 – 5 times, last: 7/3/24 at CHI... **RBI:** 3 – 9/18/20 vs TOR (gm 2)... **WALKS:** 1 – 8 times, last: 7/12/24 vs OAK...
STOLEN BASES: None... **HITTING STREAK:** 4 games – 2 times, last: 7/3-9/24



B-T: L-R
HT: 6-4; **WT:** 220
OPENING DAY AGE: 27
BORN: December 18, 1997, Buford, GA
RESIDES: Buford, GA
ML SERVICE: 3 years, 78 days
HOW OBTAINED: Acquired from Los Angeles Angels for Logan O'Hoppe, 8/2/22

2024

- Named a Rawlings Gold Glove Award finalist for the second time in his career (also, 2022 with LAA)
- Set single-season career highs in games played (135), HR (16) and stolen bases (19), while tying his 2023 mark with 60 RBI
- Ranked 2nd among National League left fielders with 7 defensive runs saved
- His 6 outfield assists were tied with Johan Rojas for the team lead and ranked T-10th in the National League
- Slashed .262/.342/.450 with a .792 OPS in 386 PA against RHP
- Hit his first career Opening Day HR on 3/29 vs ATL
- Registered his 100th career XBH on 4/20 vs CWS and collected his 300th ML hit on 4/27 at SD
- Had his first career game with multiple stolen bases (2), 5/13 at NYM
- On the 10-day IL from 6/3-14 with a right hamstring strain; went 4-for-8 with 2 runs scored in 2 rehab games with Reading (AA)
- Tallied a career-high-tying 4 hits and a season-high 4 RBI on 6/26 at DET
- Per Sports Info Solutions, was named the NL's top defender for July (w/ NYM's Tyrone Taylor); in 20 G (17 GS), had 7 DRS
- From 7/28-end of season, slashed .286/.375/.500 (.875 OPS) in 33 PA against LHP
- Played all 3 OF positions on 8/24 at KC; first Phillies player to do so since Aaron Altherr on 9/3/16 vs ATL
- In the postseason, appeared in all 4 games of the NLDS vs NYM; made 2 starts in LF and 1 start in CF

2023

- Finished T-8th in the NL in triples (6) and 10th in OBP (.372, min. 450 PA) & pitches/PA (4.20, min. 450 PA) in his first full season with the Phillies
- Set career-high marks in runs (58), hits (112), doubles (25), triples, RBI (60) and walks (59)
- Increased his walk rate by 6.4%, from 6.1% in 2022 to 12.5%, the biggest jump in MLB
- Was the eighth Phillies player with at least 40 extra-base hits, setting a franchise record
- Became the seventh Phillie with 25+ doubles, tied for the 2nd-most such players on a Phillies club with 25+ doubles in team history (8 in 2009)
- Made his second career Opening Day roster and first with the Phillies (2022 with LAA)
- Had 14 XBH in his first 21 games, the most by a Phillie to start a season since Jayson Werth also had 14 XBH in his first 21 games of the 2010 season
- Registered a career-high-tying 4 hits on 4/16 at CIN
- Reached base safely in a career-high 21 straight games from 4/3-26 (24 H, 11 BB)

- Collected 4 triples to begin the season, the most by a Phillie in any March/April in team history since 1901
- Registered a multi-HR game on 6/27 at CHI
- Went 3-for-7 (.429) with 3 walks and a HBP in 11 PA as a pinch-hitter
- Slugged his first career pinch-hit HR in the 10th inning on 8/2 at MIA
- Had a career-high 10-game hitting streak from 8/2-28 and multiple hits in at least 3 straight games twice, 3 games from 8/25-28 and 4 games from 6/20-24
- Was on the 10-day IL from 8/6-19 with a left knee contusion; included rehab assignment to Lehigh Valley (AAA), 8/17-19
- Walked a career-high 4 times on 8/30 vs LAA
- His .524 OBP in August was the highest by a Phillie in the month since Tim McCarver (.545 OBP) in August 1977 (min. 40 PA)
- Slashed .342/.405/.536 (.931 OPS) over 12 games in the postseason
- Hit back-to-back HR with Nick Castellanos in the 8th inning in Game 3 of the NLDS vs ATL (Smith-Shawver) on 10/11, the fifth time in Phillies postseason history players connected on back-to-back HR

2022

- Began the season with LAA before being traded to the Phillies on 8/2
- Finished 3rd among LF in AL Gold Glove voting
- Was on the 10-day IL from 8/17-26 with a left ankle sprain; appeared in 2 games with Lehigh Valley on a rehab assignment
- From 9/10 through the end of the season (21 G), hit .338 (24-71) with 7 doubles, 1 triple, 2 HR, 7 RBI, 9 runs and a .923 OPS
- His 37 starts with the Phillies came in CF
- Slugged his first HR as a member of the Phillies on 8/30 at ARI
- Had consecutive 3-RBI games from 8/30-31 for the first time in his career
- On 9/15 at MIA, tied his career high with 4 hits
- The Phillies went 9-3 in his 12 postseason starts
- Slugged his first career postseason HR in Game 4 of the NLDS vs ATL (Charlie Morton) on 10/15; at 24 years, 301 days old, became the youngest player in franchise history to collect a game-winning RBI in the postseason
- Hit his first career World Series HR in Game 3 vs HOU (Lance McCullers Jr.) on 11/1; became the youngest Phillie (24 years, 318 days) ever to homer in a WS game

2021

- Began the season with Salt Lake (AAA)
- Posted a .364 OBP with 16 walks in 24 games before being recalled by LAA on 7/18

- Made his ML debut on 7/18 vs SEA
- Collected his first hit on 7/19 vs OAK (Cole Irvin)
- Hit his first ML home run on 8/25 at BAL (Marcos Diplan)
- In 29 games during August, slashed .309/.369/.436 with an .805 OPS in 103 plate appearances
- Appeared in 70 games (63 starts) for LAA, all in CF

2020

- Did not play, but participated at LAA's alternate training site
- Following the season, was named LAA's No. 2 prospect and the No. 38 prospect in baseball by *Baseball America*

2019

- Named LAA's Minor League Defensive Player of the Year for the second consecutive season
- Named a Southern League midseason and postseason All-Star
- Named LAA's Minor League Player of the Month for May and Minor League Defensive Player of the Month for August
- Spent the season with Mobile (AA) & also appeared in 5 games with AZL Angels (R) as part of a minor league rehab assignment
- Following the season, played for Mesa in the Arizona Fall League, where he posted a .909 OPS and was named to the AFL's Rising Stars Game
- Was ranked as the No. 43 prospect in baseball by *Baseball America* following the season

2018

- Was named LAA's Minor League Defensive Player of the Year, April Minor League Player of the Month and June Minor League Defensive Player of the Month
- Began season with Burlington (A) before being promoted to Inland Empire (A) on 5/18 for the remainder of the season
- Combined to slash .266/.359/.408 with a .767 OPS in 127 games and 579 plate appearances between both levels
- Went 14-for-18 in stolen base attempts (77.8%)
- Posted a 12.6% walk rate (73 BB, 579 PA)

2017

- Began pro career with Orem (R)
- Posted a .944 OPS in 192 plate appearances and had 22 extra-base hits in 39 games (13 2B, 5 3B, 4 HR)
- Defensively, started 26 games in RF and 11 games in CF

2016

- Did not play after a post-draft medical review revealed a stress fracture in his back

PERSONAL

Brandon Chase Marsh... Attended Buford High School (GA), where he played baseball, football and basketball... Played receiver/cornerback and helped Buford win AAAA state championships in 2013 and 2014... Played only baseball during his senior season in 2016 and was named Player of the Year for the 4A All-Region Team after hitting .559 with 25 RBI... Ranked 37th nationally in the final 2016 Perfect Game class rankings... Committed to Kennesaw State University (GA) before signing with LAA... **Hobbies:** Golf and music...

Signed by: Todd Hogan



BRANDON MARSH'S CAREER STATISTICS

YEAR	CLUB	AVG	G	AB	R	H	2B	3B	HR	RBI	SH	SF	HP	BB	SO	SB	CS	OBP	SLG	OPS	E
2016	Injured – Did not play																				
2017	Orem	.350	39	177	47	62	13	5	4	44	0	1	5	9	35	10	2	.396	.548	.944	0
2018	Burlington	.295	34	132	26	39	12	1	3	24	0	1	0	21	40	4	0	.390	.470	.859	3
	Inland Empire	.256	93	371	59	95	15	6	7	46	0	1	1	52	118	10	4	.348	.385	.734	5
2019	Mobile	.300	96	360	48	108	21	2	7	43	0	2	3	47	92	18	5	.383	.428	.811	4
	AZL Angels	.050	5	20	1	1	0	0	0	2	0	0	0	0	7	1	0	.050	.050	.100	0
2020	Did not play																				
2021	Salt Lake	.255	24	94	32	24	5	3	3	8	0	0	0	16	29	2	0	.364	.468	.832	1
	AZL Angels	.500	4	14	6	7	1	1	1	7	0	0	0	4	3	0	0	.611	.929	1.540	0
	LOS ANGELES-AL	.254	70	236	27	60	12	3	2	19	1	1	2	20	91	6	1	.317	.356	.673	1
2022	LOS ANGELES-AL	.226	93	292	34	66	9	2	8	37	3	3	3	22	117	8	2	.284	.353	.637	3
	PHILLIES	.288	41	132	15	38	9	2	3	15	0	0	0	6	41	2	2	.319	.455	.773	0
	LAA/PHI	.245	134	424	49	104	18	4	11	52	3	3	3	28	158	10	4	.295	.384	.679	3
	Lehigh Valley+	.429	2	7	3	3	0	0	0	3	0	0	0	1	1	2	0	.500	.429	.929	0
2023	PHILLIES	.277	133	404	58	112	25	6	12	60	1	4	4	59	144	10	2	.372	.458	.829	5
	Lehigh Valley+	.500	2	6	1	3	1	0	0	2	0	0	0	4	1	2	0	.700	.667	1.367	0
2024	PHILLIES	.249	135	418	55	104	17	3	16	60	1	5	2	50	154	19	3	.328	.419	.747	5
	Reading+	.500	2	8	2	4	0	0	0	0	0	0	0	1	3	0	1	.556	.500	1.056	0
Minors Totals		.291	301	1189	219	346	68	18	25	179	0	5	9	155	329	49	12	.376	.442	.818	13
AL	Totals	.239	163	528	61	126	21	5	10	56	4	4	5	42	208	14	3	.299	.354	.653	4
NL	Totals	.266	309	954	128	254	51	11	31	135	2	9	6	115	339	31	7	.346	.440	.786	10
ML	Totals	.256	472	1482	189	380	72	16	41	191	6	13	11	157	547	45	10	.330	.410	.740	14

+ Rehab assignment

MARSH'S WILD CARD SERIES STATISTICS

YEAR	CLUB, OPP	AVG	G	AB	R	H	2B	3B	HR	RBI	SH	SF	HP	BB	SO	SB	CS	OBP	SLG	OPS	E
2022	PHI, STL	.400	2	5	0	2	1	0	0	1	1	0	0	0	2	0	0	.400	.600	1.000	0
2023	PHI, MIA	.000	1	2	0	0	0	0	0	0	0	0	0	0	0	0	0	.000	.000	.000	0
WC	Totals	.286	3	7	0	2	1	0	0	1	1	0	0	0	2	0	0	.286	.429	.715	0

MARSH'S DIVISION SERIES STATISTICS

YEAR	CLUB, OPP	AVG	G	AB	R	H	2B	3B	HR	RBI	SH	SF	HP	BB	SO	SB	CS	OBP	SLG	OPS	E
2022	PHI, ATL	.250	4	8	2	2	1	0	1	3	0	0	0	2	4	0	0	.400	.750	1.150	0
2023	PHI, ATL	.417	4	12	2	5	1	0	1	1	0	0	0	1	5	1	0	.462	.750	1.212	0
2024	PHI, NYM	.077	4	13	0	1	0	0	0	0	0	0	0	0	3	0	0	.077	.077	.154	0
DS	Totals	.242	12	33	4	8	2	0	2	4	0	0	0	3	12	1	0	.306	.485	.791	0

MARSH'S LEAGUE CHAMPIONSHIP SERIES STATISTICS

YEAR	CLUB, OPP	AVG	G	AB	R	H	2B	3B	HR	RBI	SH	SF	HP	BB	SO	SB	CS	OBP	SLG	OPS	E
2022	PHI, SD	.000	4	13	0	0	0	0	0	0	0	0	0	0	7	0	0	.000	.000	.000	0
2023	PHI, ARI	.333	7	24	0	8	3	0	0	3	0	0	0	3	10	1	0	.407	.458	.866	0
LCS	Totals	.216	11	37	0	8	3	0	0	3	0	0	0	3	17	1	0	.275	.297	.572	0

MARSH'S WORLD SERIES STATISTICS

YEAR	CLUB, OPP	AVG	G	AB	R	H	2B	3B	HR	RBI	SH	SF	HP	BB	SO	SB	CS	OBP	SLG	OPS	E
2022	PHI, HOU	.231	6	13	3	3	1	0	1	1	0	0	1	2	4	1	0	.375	.538	.913	1

MARSH'S CAREER TRANSACTIONS

- Selected by Los Angeles Angels in 2nd round of 2016 MLB Draft
- Traded to Philadelphia for Logan O'Hoppe (c), August 2, 2022
- On injured list with a left ankle sprain, August 17-26, 2022; included rehab assignment to Lehigh Valley, August 25-26
- On injured list with a left knee contusion, August 6-19, 2023; included rehab assignment to Lehigh Valley, August 17-19
- On injured list with a right hamstring strain, June 3-14, 2024; included rehab assignment to Reading, June 13-14

MARSH'S CAREER FIELDING

POSITION	PCT	G	PO	A	E	TC	DP
Outfield	.985	463	909	9	14	932	2

MARSH'S GAME HIGHS

HITS: 4 – 4 times, last: 6/26/24 at DET... **RUNS:** 4 – 9/25/21 vs SEA... **DOUBLES:** 2 – 4/10/23 vs MIA... **TRIPLES:** 2 – 8/19/21 at DET... **HOME RUNS:** 2 – 2 times, last: 6/27/23 at CHI... **RBI:** 5 – 8/25/21 at BAL... **WALKS:** 4 – 8/30/23 vs LAA... **STOLEN BASES:** 2 – 5/13/24 at NYM... **HITTING STREAK:** 10 games – 8/2-28/23

MARSH'S NOTABLE HOMERS

GRAND SLAMS: None... **INSIDE-THE-PARK HR:** None... **LEADOFF HR:** None... **PINCH HR:** 1 – 8/2/23 at MIA (David Robertson)... **WALK-OFF HR:** None



71

Griff McGARRY

RHP

@griffmcgarry

B-T: R-R

HT: 6-2; WT: 205

OPENING DAY AGE: 25

BORN: June 8, 1999, San Francisco, CA

RESIDES: Portola Valley, CA

HOW OBTAINED: Selected by Phillies in 5th round of 2021 MLB Draft

Non-Roster Invitee

2024

- Was a non-roster invitee to ML spring training for the second straight season
- Spent the season with Lehigh Valley (AAA) and made 1 rehab appearance for Jersey Shore (A)
- Pitched exclusively in relief for the first time in his career
- Averaged 11.74 SO/9.0 IP (40 SO, 30.2 IP) with Lehigh Valley

2023

- Was a non-roster invitee to ML spring training
- Began the season on the IL at Reading (AA) with a left oblique strain
- Made 1 rehab appearance for Clearwater (A) on 5/5 before being activated and assigned to Reading on 5/11
- Over a period of 8 starts from June through July, posted a 2.37 ERA (10 ER, 38.0 IP) with 54 strikeouts (12.79 SO/9.0 IP)
- Named Eastern League Pitcher of the Month for July after posting a 2.01 ERA (5 ER, 22.1 IP) with 32 SO and a .135 OPP AVG in 4 starts
- Faced 88 hitters in July and permitted only 1 XBH (.176 SLG)
- Promoted to Lehigh Valley on 8/4 where he spent the remainder of the season

2022

- Ranked T-3rd among Phillies minor leaguers in strikeouts (130) and 8th in innings (87.1)
- Began season with Jersey Shore
- Struck out 82 of the 195 batters he faced (42.1%) with Jersey Shore

- Promoted to Reading on 7/2
- Was on the minor league IL, 7/7-22, with a right index finger blister
- Promoted to Lehigh Valley on 9/5 for the remainder of the season
- With Lehigh Valley, pitched exclusively in relief after starting 19 of 20 games at the previous two levels
- Overall, posted a 3.71 ERA (36 ER, 87.1 IP) and 130 SO (13.40 SO/9.0 IP) between the three levels
- Following the season, was named the No. 3 prospect in the Phillies system by *Baseball America*

2021

- Began professional career with Clearwater
- Promoted to Jersey Shore on 9/2
- Overall, struck out 43 of the 100 batters he faced (43.0%)
- Combined to limit LHH to a .050 AVG (1-20) and 0 extra-base hits
- Following the season, was rated as having the best changeup in the Phillies minor league system by *Baseball America*
- Participated in Florida Instructional League

PERSONAL


Griffin Thomas McGarry... 2017 graduate of Menlo School (CA)... 2021 graduate of University of Virginia with a degree in American studies... In his 4-year collegiate career, averaged 12.49 SO/9.0 IP (186 SO, 134.0 IP)... **Hobby:** Video editing... **Signed by:** Kellan McKeon

Griff McGarry's Career Statistics

Year	Club	W-L	ERA	G	GS	CG	SHO	SV	IP	H	R	ER	HR	HB	BB	SO	WP	BK	AVG
2021	Clearwater	0-0	3.27	5	1	0	0	1	11.0	6	4	4	0	0	7	22	2	0	.154
	Jersey Shore	1-0	2.70	3	3	0	0	0	13.1	7	4	4	0	0	7	21	1	0	.152
	Jersey Shore	3-3	3.86	12	12	0	0	0	46.2	33	20	20	6	4	24	82	4	0	.199
	Reading	1-3	2.20	8	7	0	0	0	32.2	13	10	8	1	4	20	39	4	1	.123
2022	Lehigh Valley	0-2	9.00	7	0	0	0	0	8.0	7	8	8	2	0	9	9	1	0	.250
	Clearwater	0-0	9.00	1	1	0	0	0	1.0	1	1	1	0	0	2	0	0	0	.250
	Reading	1-1	3.13	13	13	0	0	0	54.2	31	23	19	4	2	36	74	4	0	.163
	Lehigh Valley	0-2	41.54	3	3	0	0	0	4.1	8	20	20	0	1	14	5	2	0	.400
2024	Lehigh Valley	2-1	4.70	29	0	0	0	1	30.2	23	17	16	3	1	36	40	6	0	.217
	Jersey Shore	0-0	0.00	1	0	0	0	0	1.0	0	0	0	0	0	0	2	0	0	.000
Minors Totals		8-12	4.43	82	40	0	0	2	203.1	129	107	100	17	12	153	296	24	1	.182

McGarry's Career Transactions

- Selected by Texas Rangers in 31st round of 2017 MLB Draft, but did not sign
- Selected by Philadelphia in 5th round of 2021 MLB Draft



64 Paul McINTOSH

B-T: R-R
HT: 6-1; **WT:** 220
OPENING DAY AGE: 27
BORN: November 20, 1997, Atlanta, GA
RESIDES: Ft. Lauderdale, FL
HOW OBTAINED: Acquired from Miami with Jesús Luzardo for Emaarion Boyd and Starlyn Caba, 12/22/24

C
 @pmac1384
 @pmac1384

Non-Roster Invitee

2024

- Spent entire season with Pensacola (AA) in MIA's system, slashing .246/.340/.385 (.725 OPS) over 117 games
- Made 45 starts at catcher, 37 as designated hitter and 34 in left field
- Ranked 5th among all MIA minor leaguers in walks (50), T-8th in HR (12) & hits (103) and 10th in RBI
- His 55 RBI ranked 10th among all Southern League qualified hitters
- Threw out 21 of 91 attempted base stealers (23.1%)
- Reached base safely in 20 of 21 June games, slashing .324/.402/.549 (.951 OPS) with 13 RBI and 10 walks
- Finished the season batting .341 (14-41) in 11 September games

2023

- Hit .244 (68-279) with 7 doubles, 14 HR and 46 RBI in 77 games between Jacksonville (AAA), Pensacola and Jupiter (A) in his third pro season in MIA's organization
- Started the year with Pensacola
- On the injured list with a right hamstring strain, 5/7-6/19; included rehab assignment with Jupiter
- Transferred to Jacksonville on 6/19 and back to Pensacola on 8/15
- Following the season, played for Peoria in the Arizona Fall League

2022

- Named a Marlins Organization All-Star by MiLB.com
- In 90 games with Pensacola, went 82-for-318 (.258) with 66 runs, 25 doubles, 1 triple, 13 HR, 51 RBI, and 10 stolen bases

- Had 22 multi-hit games
- 12 of his 13 HR and 20 of his 25 doubles came against right-handed pitchers, posting a .283 average
- Slugged .569 with a 1.000 OPS in 18 June games with 8 doubles, 3 HR, 14 walks and 14 RBI
- On the injured list twice, 8/5-15 with a left wrist contusion and 9/14-remainder of the season with a left back strain
- Led Pensacola in OBP (.379), SLG (.465), runs & doubles and ranked 2nd in HR
- Led SL catchers in hits (75), total bases (137) and doubles (21)
- Set new records in HR, doubles and runs scored for a catcher in Pensacola history

2021

- Began professional career with Florida Complex League Marlins (R), making his pro debut on 8/11
- Finished the season with Jupiter, batting .253 with 6 doubles, 2 triples, 6 HR, 20 RBI and a 1.020 OPS in 23 games

PERSONAL

Paul Uri McIntosh... Married, wife's name is Kasey... Selected by LAA in the 34th round of the 2018 MLB Draft out of Motlow State Community College (TN), but did not sign to attend West Virginia University... Hit .259 and drove in 74 runs with 21 HR in 3 seasons at WVU... Named to the All-Big 12 Second Team after his sophomore year in 2019... Has an identical twin brother, Timothy, who plays professional volleyball in Australia... **Signed by:** Alex Smith

PAUL McINTOSH'S CAREER STATISTICS

YEAR	CLUB	AVG	G	AB	R	H	2B	3B	HR	RBI	SH	SF	HP	BB	SO	SB	CS	OBP	SLG	OPS	E
2021	FCL Marlins	.000	1	1	0	0	0	0	0	0	0	0	1	0	0	0	0	.500	.000	.500	0
	Jupiter	.253	23	75	14	19	6	2	6	20	0	1	3	15	20	0	0	.394	.627	1.021	2
2022	Pensacola	.258	90	318	66	82	25	1	13	51	0	2	8	55	75	10	5	.379	.465	.844	15
2023	Pensacola	.255	38	137	24	35	2	0	8	26	0	2	4	23	34	3	2	.373	.445	.818	1
	Jupiter	.238	11	42	4	10	5	0	1	7	0	0	0	7	19	0	0	.347	.429	.776	2
	Jacksonville	.230	28	100	17	23	0	0	5	13	0	1	3	13	32	0	0	.333	.380	.713	1
2024	Pensacola	.246	117	418	50	103	18	2	12	55	0	2	10	50	95	8	3	.340	.385	.725	5
Minors Totals		.249	308	1091	175	272	56	5	45	172	0	8	29	163	275	21	10	.359	.434	.793	26

McINTOSH'S CAREER TRANSACTIONS

- Selected by Los Angeles Angels in 34th round of 2018 MLB Draft, but did not sign
- Signed by Miami Marlins as a non-drafted free agent, July 24, 2021
- Traded to Philadelphia with Jesús Luzardo (lhp) for Emaarion Boyd (of) and Starlyn Caba (inf), December 22, 2024



40

John
McMILLON

RHP

B-T: L-R
HT: 6-3; WT: 230
OPENING DAY AGE: 27
BORN: January 27, 1998, Lufkin, TX
RESIDES: Jasper, TX
ML SERVICE: 99 days
HOW OBTAINED: Claimed off waivers from Miami Marlins, 11/4/24

Non-Roster Invitee

2024

- Opened the season with Omaha (AAA) in KC's organization
- Claimed off waivers by MIA on 8/2 and was assigned to Jacksonville (AAA)
- Recalled by MIA on 8/9 and did not allow a run in 8 of his 10 relief appearances
- Placed on the IL on 9/12 with right elbow tightness and missed the remainder of the season
- Faced 47 batters with MIA and held them to a .171/.261/.244 slash line (.505 OPS) along with 13 strikeouts

2023

- Pitched at 4 different levels, starting at Columbia (A) and culminating with his ML debut with KC on 8/17 vs SEA (1.0 IP, 2 SO)
- Recorded a 2.10 ERA (12 ER, 51.1 IP) with 91 strikeouts (45.3 SO%) in 37 outings between Columbia, Quad Cities (A) and Northwest Arkansas (AA)
- Struck out 8 of the 13 batters he faced (61.5%) with KC
- Placed on the IL on 8/28 with a right forearm strain and missed the remainder of the season

2022

- Pitched exclusively for Columbia and averaged 13.06 SO/9.0 IP (45 SO, 31.0 IP)

2021

- Began his pro career and pitched across 2 minor league levels in KC's system
- In 13 combined games (1 GS), averaged 16.94 SO/9.0 IP (32 SO, 17.0 IP)

PERSONAL

John Mitchell McMillon... Attended Texas Tech University from 2017-20, where he recorded a 1.75 ERA (5 ER, 25.2 IP) and hit 8 HR in 77 plate appearances as a freshman... 2016 graduate of Jasper High School (TX), when he was ranked the No. 1 overall catcher in the state of Texas by Perfect Game... Was also a three-year letterman on the football team...

Hobbies: Hunting, playing guitar and listening to music...

Signed by: Chad Lee

JOHN McMILLON'S CAREER STATISTICS

YEAR	CLUB	W-L	ERA	G	GS	CG	SHO	SV	IP	H	R	ER	HR	HB	BB	SO	WP	BK	AVG
2021	ACL Royals-B	0-1	6.52	6	1	0	0	0	9.2	10	8	7	1	1	6	18	4	0	.256
	ACL Royals-G	0-0	9.82	3	0	0	0	0	3.2	5	4	4	2	0	3	7	2	0	.313
	Columbia	0-0	7.36	4	0	0	0	0	3.2	1	3	3	1	1	4	7	1	0	.083
2022	Columbia	1-2	6.10	26	0	0	0	0	31.0	17	23	21	2	1	38	45	8	4	.167
2023	Columbia	1-0	3.38	9	0	0	0	4	10.2	4	4	4	0	0	6	21	3	4	.108
	Quad Cities	3-1	2.70	13	0	0	0	1	20.0	8	6	6	1	1	8	40	4	1	.119
	NW Arkansas	3-2	0.87	15	0	0	0	5	20.2	12	4	2	0	0	11	30	0	1	.171
	KANSAS CITY	0-0	2.25	4	0	0	0	0	4.0	1	1	1	1	0	0	8	0	0	.077
2024	Omaha	5-2	6.53	28	0	0	0	0	30.1	31	22	22	7	1	26	35	3	2	.261
	Jacksonville	0-0	0.00	1	0	0	0	0	1.0	0	0	0	0	0	1	2	0	0	.000
	MIAMI	2-1	1.50	10	0	0	0	0	12.0	7	4	2	1	0	5	13	0	0	.171
Minors Totals		13-8	4.75	105	1	0	0	10	130.2	88	74	69	14	5	103	205	25	12	.189
AL	Totals	0-0	2.25	4	0	0	0	0	4.0	1	1	1	1	0	0	8	0	0	.077
NL	Totals	2-1	1.50	10	0	0	0	0	12.0	7	4	2	1	0	5	13	0	0	.171
ML	Totals	2-1	1.69	14	0	0	0	0	16.0	8	5	3	2	0	5	21	0	0	.148

McMILLON'S CAREER TRANSACTIONS

- Selected by Tampa Bay Rays in 21st round of 2016 MLB Draft, but did not sign
- Selected by Detroit Tigers in 11th round of 2019 MLB Draft, but did not sign
- Signed by Kansas City Royals as a non-drafted free agent, June 23, 2020
- On injured list with a right forearm strain, August 28, 2023 through the remainder of the season
- Claimed off waivers by Miami Marlins, August 2, 2024
- On injured list with right elbow tightness, September 12, 2024 through the remainder of the season
- Claimed off waivers by Philadelphia, November 4, 2024

McMILLON'S CAREER FIELDING

POSITION	PCT	G	PO	A	E	TC	DP
Pitcher	.667	14	1	1	1	3	0

McMILLON'S GAME HIGHS

LOW-HIT CG: N/A... **SHUTOUTS:** N/A... **STRIKEOUTS:** 3 – 8/24/24 vs CHI... **WALKS:** 2 – 8/10/24 vs SD... **LONGEST OUTING:** 2.0 inn. – 2 times, last: 8/19/24 vs ARI... **WINNING STREAK:** 2 games – 9/4/24-current... **LOSING STREAK:** N/A... **SCORELESS STREAK:** 6.2 inn. – 8/24/24-current



63

Michael MERCADO

RHP
@mercado_mike

B-T: R-R
HT: 6-5; **WT:** 205
OPENING DAY AGE: 25
BORN: April 15, 1999, Greenville, SC
RESIDES: San Diego, CA
ML SERVICE: 31 days
HOW OBTAINED: Acquired from Tampa Bay Rays for Adam Leverett and cash considerations, 11/6/23

2024

- Spent majority of the season with Lehigh Valley (AAA) and made his ML debut with the Phillies, appearing in 5 games over 2 stints
- Started the season with Lehigh Valley (AAA) before being recalled by the Phillies on 6/23 for his first career ML stint
- Made his ML debut on 6/24 at DET and threw a perfect 8th inning with 1 SO on 15 pitches; fanned Carson Kelly for his first ML strikeout
- On 7/2 at CHI, earned the win in his first career start (5.0 IP, 2 H, ER, 2 BB, 4 SO); became the first Phillies pitcher to earn his first ML win at Wrigley Field since 2015 (Aaron Nola)
- Optioned to Lehigh Valley postgame on 7/19 and was recalled on 8/26 for his second ML stint
- Named IronPigs Pitcher of the Year after posting a 2.07 ERA (16 ER, 69.2 IP) in 32 games (10 starts) with 1 save

2023

- Was a non-roster invitee to spring training with TB
- Split the season between Montgomery (AA) and Durham (AAA)
- In 52 games (2 starts) between both levels, had 95 SO in 62.0 IP (13.79 SO/9.0 IP) with 35 BB and a 4.79 ERA (33 ER)
- Over his final 11 appearances of the season (all with Durham), went multiple innings in 7 of them and struck out 30 of the 67 batters he faced (44.8%) in those multi-inning appearances

2022

- Pitched for Montgomery
- Led the team in strikeouts (115) and ranked 2nd in innings pitched (102.2), both career highs
- Named Southern League Pitcher of the Week, 8/15-21

2021

- Spent the season with Bowling Green (A)
- Made a team-high 18 starts and ranked 3rd on the club with 70.2 IP and 81 SO

2020

- Did not pitch

2019

- Did not pitch while recovering from Tommy John surgery

2018

- Spent his second pro season with Hudson Valley (A)
- Named New York-Penn League Pitcher of the Week, 7/9-15

2017

- Began pro career with Gulf Coast League Rays (R)

PERSONAL

David Michael Mercado... Attended Westview High School (CA) and had committed to Stanford University (CA) before being drafted... Ranked 76th nationally in the final 2017 Perfect Game class rankings... **Hobbies:** Working out, golf and cooking... **Signed by:** Jaime Jones

MICHAEL MERCADO'S CAREER STATISTICS

YEAR	CLUB	W-L	ERA	G	GS	CG	SHO	SV	IP	H	R	ER	HR	HB	BB	SO	WP	BK	AVG
2017	GCL Rays	0-0	1.69	8	8	0	0	0	21.1	21	4	4	1	0	4	14	4	0	.256
2018	Hudson Valley	1-2	5.22	11	11	0	0	0	50.0	55	34	29	6	1	16	38	4	0	.274
2019	Injured – Did not pitch																		
2020	Did not pitch																		
2021	Bowling Green	2-5	5.35	22	18	0	0	0	70.2	68	47	42	16	3	23	81	6	0	.250
2022	Montgomery	4-8	4.91	24	20	0	0	0	102.2	102	57	56	17	6	36	115	4	0	.254
2023	Montgomery	2-1	4.43	24	0	0	0	4	22.1	13	14	11	3	1	14	39	1	0	.165
	Durham	2-2	4.99	28	2	0	0	2	39.2	35	23	22	9	1	21	56	2	0	.235
2024	Lehigh Valley	3-1	2.07	32	10	0	0	1	69.2	51	19	16	4	3	35	64	1	0	.210
	PHILLIES	1-2	11.08	5	2	0	0	0	13.0	16	16	16	9	1	9	10	1	0	.296
Minors Totals		14-19	4.30	149	69	0	0	7	376.1	345	198	180	56	15	149	407	22	0	.242
ML	Totals	1-2	11.08	5	2	0	0	0	13.0	16	16	16	9	1	9	10	1	0	.296

2025 PHILLIES

MERCADO'S CAREER TRANSACTIONS

- Selected by Tampa Bay in 2nd round of 2017 MLB Draft
- Traded to Philadelphia for Adam Leverett (rhp) and cash considerations, November 6, 2023

MERCADO'S CAREER FIELDING

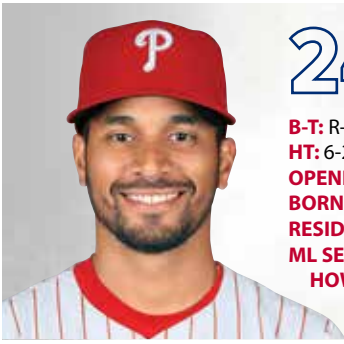
POSITION	PCT	G	PO	A	E	TC	DP
Pitcher	---	5	0	0	0	0	0

MERCADO'S GAME HIGHS

LOW-HIT CG: N/A... **SHUTOUTS:** N/A... **STRIKEOUTS:** 4 – 7/2/24 at CHL... **WALKS:** 3 – 2 times, last: 7/14/24 vs OAK... **LONGEST OUTING:** 5.0 inn. – 7/2/24 at CHL... **WINNING STREAK:** N/A... **LOSING STREAK:** 2 games – 7/7/24-current... **SCORELESS STREAK:** 3.0 inn – 2 times, last: 7/2-7/24

MAJOR LEAGUE DEBUT DATES
(40-MAN ROSTER)

Player	Date	Team	Player	Date	Team
José Alvarado	5/3/17	Rays	Johan Rojas	7/15/23	Phillies
Tanner Banks	4/10/22	White Sox	Jordan Romano	6/12/19	Blue Jays
Alec Bohm	8/13/20	Phillies	Joe Ross	6/6/15	Nationals
Nick Castellanos	9/1/13	Tigers	José Ruiz	7/24/17	Padres
Kody Clemens	5/31/22	Tigers	Cristopher Sánchez	6/6/21	Phillies
Bryce Harper	4/28/12	Nationals	Kyle Schwarber	6/16/15	Cubs
Seth Johnson	9/8/24	Phillies	Edmundo Sosa	9/23/18	Cardinals
Buddy Kennedy	6/17/22	D-backs	Cal Stevenson	8/10/22	Athletics
Max Kepler	9/27/15	Twins	Bryson Stott	4/8/22	Phillies
Orion Kerkering	9/24/23	Phillies	Matt Strahm	7/31/16	Royals
Max Lazar	8/10/24	Phillies	Garrett Stubbs	5/28/19	Astros
Jesús Luzardo	9/11/19	Athletics	Ranger Suárez	7/26/18	Phillies
Rafael Marchán	9/14/20	Phillies	Devin Sweet	7/19/23	Mariners
Brandon Marsh	7/18/21	Angels	Trea Turner	8/21/15	Nationals
Michael Mercado	6/24/24	Phillies	Kyle Tyler	9/5/21	Angels
Aaron Nola	7/21/15	Phillies	Taijuan Walker	8/30/13	Mariners
Tyler Phillips	7/7/24	Phillies	Zack Wheeler	6/18/13	Mets
J.T. Realmuto	6/5/14	Marlins	Weston Wilson	8/9/23	Phillies



24 *Oscar* MERCADO

OF

@oscmrc21
@Osc_merc

B-T: R-R

HT: 6-2; **WT:** 210

OPENING DAY AGE: 30

BORN: December 16, 1994, Cartagena, Colombia

RESIDES: Tampa, FL

ML SERVICE: 3 years, 31 days

HOW OBTAINED: Signed by Phillies as a minor league free agent, 2/14/25

Non-Roster Invitee

2024

- Was a non-roster invitee to spring training with SD
- Began the season with El Paso (AAA) and was released on 8/1
- Signed a minor league contract with DET on 8/23 and spent the remainder of the season with Toledo (AAA)
- In 93 total games with El Paso and Toledo, combined to slash .222/.308/.405 (.713 OPS) with 11 doubles, 5 triples, 12 HR, 50 RBI and 16 stolen bases

2023

- Played for Colombia in the World Baseball Classic, going 4-for-13 (.308 AVG) in 4 games
- Attended STL's spring training as a non-roster invitee
- Started the season with Memphis (AAA) and slashed .333/.379/.481 (.860 OPS) in April (87 PA)
- Had his contract selected on 5/17 and appeared in 20 games for STL before being designated for assignment on 7/3
- Elected free agency on 7/5 and signed a minor league contract with SD on 7/7
- Played 31 games for El Paso before being released on 8/21
- Signed a minor league contract with LAD on 8/26 and spent the remainder of the season with Oklahoma City (AAA)
- Named Pacific Coast League Player of the Month for August after slashing .325/.407/.738 (1.145 OPS) with 8 HR and 27 RBI in 20 games

2022

- Made CLE's Opening Day roster
- Hit his first ML grand slam and set a career high with 5 RBI on 4/10 at KC
- Made 1 appearance with the Phillies after being claimed off waivers on 6/27 and was designated for assignment on 7/1
- Claimed off waivers by CLE on 7/3 and played in 5 games for the club before spending the remainder of the season with Columbus (AAA)
- Slashed .362/.464/.493 (.957 OPS) in 21 games in September with Columbus

2021

- Started the season with Columbus, batting .216 (37-171) with 19 XBH (13 2B, 1 3B, 5 HR) across 45 games
- Recalled by CLE on 6/28 and spent the remainder of the season with the club
- Hit his first ML walk-off home run on 9/23 (gm 2) vs CWS off José Ruiz in the bottom of the 7th inning
- Played all 3 OF positions for CLE, posting a .992 fielding percentage in 129 total chances

2020

- Made his first career Opening Day roster with CLE and played in 36 games
- Made 1 appearance in the postseason, pinch-hitting in Game 2 of the ALWCS vs NYY

2019

- Began the season with Columbus
- Recalled by CLE on 5/14 and made his ML debut at CWS
- Collected his first hit on 5/18 vs BAL and his first home run on 5/26 vs TB
- Finished 8th in AL Rookie of the Year voting after leading all AL rookies in stolen bases (15) and runs scored (70)
- Ranked T-3rd in the AL with 7 sacrifice hits
- Slashed .314/.360/.477 (.837 OPS) in 167 PA from his first game with CLE through the end of June
- Hit his first ML pinch-hit home run on 6/6 vs MIN off Taylor Rogers
- Had his first ML walk-off hit, a single, on 6/11 vs CIN
- Recorded his first ML multi-homer game on 7/15 vs DET and posted a career-high 5 hits on 7/19 vs KC

2018

- Started the season with Memphis in the STL organization and ranked 3rd in the Pacific Coast League in stolen bases
- Acquired by CLE on 7/31 and was optioned to Columbus
- Combined to slash .278/.349/.390 (.739 OPS) with 26 doubles, 2 triples and 8 HR with both teams
- Defensively, played all 3 OF positions

2017

- Appeared in 2 games for Colombia in the WBC
- Played for Springfield (AA) and was named a Texas League midseason All-Star
- TL rankings: 1st in SB, 5th in runs & hits, 7th in at-bats, T-7th in HBP & triples and 10th in AVG & SLG
- On the minor league IL from 6/30-7/10 with a right shoulder strain
- Following the season, was named the best defensive outfielder in the STL system by *Baseball America*
- Batted .264 (23-87) with a .363 OBP in 22 games for Surprise in the Arizona Fall League

2016

- Started the season as an infielder for Palm Beach (A) and was converted to an outfielder in July
- Florida State League rankings: T-2nd in SB, T-8th in games played and T-10th in sacrifice hits
- On the minor league IL from 6/6-13 (right hand inflammation)
- Batted .280 (28-100) with a .374 OBP in August (119 PA)

2015

- Named a Midwest League midseason All-Star while playing for Peoria (A)
- Led the MWL in SB and was T-10th in runs
- Went 30-for-90 (.333 AVG) against LHP

2014

- Played in 60 games for Johnson City (R) and was named a STL Organization All-Star by MiLB.com
- Appalachian League rankings: 1st in SB, 3rd in at-bats, 4th in runs, 6th in HBP and T-8th in games played

2013

- Began professional career with Gulf Coast League Cardinals (R)
- Made professional debut on 6/26 vs GCL Nationals

PERSONAL

Oscar Mauricio Mercado... Engaged to Madi Davidson... 2013 graduate of Gaither High School (FL)... Earned U.S. citizenship in March 2018 during spring training... His twin sister, Nathalia, went to dental school at Temple University... Signed his letter of intent to play college baseball at Florida State University... **Hobbies:** Golf and playing video games... **Signed by:** Charlie Gonzalez and Fernando Arango

2025 PHILLIES

ÓSCAR MERCADO'S CAREER STATISTICS

YEAR	CLUB	AVG	G	AB	R	H	2B	3B	HR	RBI	SH	SF	HP	BB	SO	SB	CS	OBP	SLG	OPS	E
2013	GCL Cardinals	.209	42	163	18	34	5	4	1	14	0	3	3	17	39	12	4	.290	.307	.597	15
2014	Johnson City	.224	60	245	41	55	9	1	3	25	0	1	8	20	37	*26	7	.303	.306	.609	33
2015	Peoria	.254	117	472	70	120	23	3	4	44	5	5	8	23	61	*50	*19	.297	.341	.638	41
2016	Palm Beach	.215	125	442	50	95	23	1	0	27	6	5	9	44	71	33	*20	.296	.271	.567	*32
2017	Springfield	.287	120	477	76	137	20	4	13	46	1	4	9	32	112	*38	*19	.341	.428	.769	6
2018	Memphis	.285	100	382	73	109	21	1	8	42	2	3	4	36	64	31	8	.351	.408	.759	5
2019	Columbus	.252	32	103	12	26	5	1	0	5	2	0	1	13	23	6	4	.342	.320	.662	2
	Columbus	.294	30	119	24	35	10	1	4	15	1	0	4	16	32	14	3	.396	.496	.892	1
	CLEVELAND	.269	115	438	70	118	25	3	15	54	7	4	5	28	84	15	4	.318	.443	.761	6
2020	CLEVELAND	.128	36	86	6	11	1	0	1	6	1	1	0	5	27	3	0	.174	.174	.348	0
2021	Columbus	.216	45	171	29	37	13	1	5	23	1	2	6	23	32	9	1	.327	.392	.719	1
2022	CLEVELAND	.224	72	214	27	48	11	1	6	19	1	0	2	21	42	7	1	.300	.369	.669	1
	CLEVELAND	.208	54	120	17	25	6	1	4	16	0	1	1	5	28	2	2	.244	.375	.619	1
	PHILLIES	.000	1	1	0	0	0	0	0	0	0	0	0	0	1	0	0	.000	.000	.000	0
	CLE/PHI	.207	55	121	17	25	6	1	4	16	0	1	1	5	29	2	2	.242	.372	.614	1
	Columbus	.281	49	167	25	47	7	3	5	31	0	1	4	18	28	9	4	.363	.449	.812	4
	2023	Memphis	.278	34	126	18	35	12	0	2	12	1	1	3	14	28	15	3	.361	.421	.782
	ST. LOUIS	.290	20	31	3	9	3	0	0	5	0	0	0	1	4	2	1	.313	.387	.700	2
	El Paso	.339	31	124	28	42	5	3	10	37	0	1	2	11	29	10	1	.399	.669	1.068	0
	Oklahoma City	.259	15	58	11	15	4	0	2	13	0	1	1	4	16	3	1	.313	.431	.744	2
2024	El Paso	.226	78	266	47	60	10	5	11	42	1	6	6	28	49	12	4	.307	.425	.732	5
	Toledo	.200	15	45	4	9	1	0	1	8	0	1	0	8	11	4	0	.315	.289	.604	0
Minors Totals		.255	893	3360	526	856	168	28	69	384	20	34	68	307	632	272	98	.327	.383	.710	148
AL	Totals	.235	277	858	120	202	43	5	26	95	9	6	8	59	181	27	7	.289	.388	.677	8
NL	Totals	.281	21	32	3	9	3	0	0	5	0	0	0	1	5	2	1	.303	.375	.678	2
ML	Totals	.237	298	890	123	211	46	5	26	100	9	6	8	60	186	29	8	.289	.388	.677	10

* League leader

MERCADO'S WILD CARD SERIES STATISTICS

YEAR	CLUB, OPP	AVG	G	AB	R	H	2B	3B	HR	RBI	SH	SF	HP	BB	SO	SB	CS	OBP	SLG	OPS	E
2020	CLE, NYY	.000	1	1	0	0	0	0	0	0	0	0	0	0	1	0	0	.000	.000	.000	0

MERCADO'S WORLD BASEBALL CLASSIC STATISTICS

YEAR	CLUB	AVG	G	AB	R	H	2B	3B	HR	RBI	SH	SF	HP	BB	SO	SB	CS	OBP	SLG	OPS	E
2017	Colombia	.000	2	1	1	0	0	0	0	0	0	0	0	0	0	0	0	.000	.000	.000	0
2023	Colombia	.308	4	13	1	4	1	0	0	1	0	0	0	2	3	0	2	.400	.385	.785	0
WBC	Totals	.286	6	14	2	4	1	0	0	1	0	0	0	2	3	0	2	.375	.357	.732	0

MERCADO'S CAREER TRANSACTIONS

- Selected by St. Louis Cardinals in 2nd round of 2013 MLB Draft
- Traded to Cleveland for Conner Capel (of) and Jhon Torres (of), July 31, 2018
- Claimed off waivers by Philadelphia, June 27, 2022
- Claimed off waivers by Cleveland Guardians, July 3, 2022
- Signed by St. Louis Cardinals as a minor league free agent, November 17, 2022
- Signed by San Diego Padres as a minor league free agent, July 7, 2023
- Signed by Los Angeles Dodgers as a minor league free agent, August 26, 2023
- Signed by San Diego Padres as a minor league free agent, December 28, 2023
- Signed by Detroit Tigers as a minor league free agent, August 23, 2024
- Signed by Philadelphia as a minor league free agent, February 14, 2025

MERCADO'S CAREER FIELDING

POSITION	PCT	G	PO	A	E	TC	DP
Outfield	.982	278	530	10	10	550	1

MERCADO'S GAME HIGHS

HITS: 5 – 7/19/19 vs KC... **RUNS:** 3 – 3 times, last: 5/18/23 vs LAD... **DOUBLES:** 2 – 3 times, last: 9/14/19 vs MIN (gm 2)... **TRIPLES:** 1 – 5 times, last: 4/10/22 at KC... **HOME RUNS:** 2 – 7/15/19 vs DET... **RBI:** 5 – 2 times, last: 5/21/23 vs LAD... **WALKS:** 3 – 2 times, last: 8/18/21 at MIN... **STOLEN BASES:** 2 – 4 times, last: 5/18/23 vs LAD... **HITTING STREAK:** 8 games – 9/8-17/19

MERCADO'S NOTABLE HOMERS

GRAND SLAMS: 1 – 4/10/22 at KC (Taylor Clarke)... **INSIDE-THE-PARK HR:** None... **LEADOFF HR:** None... **PINCH HR:** 1 – 6/6/19 vs MIN (Taylor Rogers)... **WALK-OFF HR:** 1 – 9/23/21 vs CWS (gm 2) (José Ruiz)





81

Aidan
MILLER

INF

@aidannmiller

@aidanmiller_

B-T: R-R

HT: 6-2; WT: 212

OPENING DAY AGE: 20

BORN: June 9, 2004, Dunedin, FL

RESIDES: Trinity, FL

HOW OBTAINED: Selected by Phillies in 1st round (27th overall) of 2023 MLB Draft

Non-Roster Invitee

2024

- Appeared in 102 games between Clearwater (A), Jersey Shore (A) and Reading (AA)
- Combined to slash .261/.366/.446 with an .812 OPS over 462 plate appearances while making 90 starts at shortstop
- Was the starting shortstop for the National League in the All-Star Futures Game on 7/13 at Globe Life Field; went 0-for-1 with an RBI and HBP
- Led all Phillies minor leaguers in doubles (28), ranked T-2nd in triples (6), 3rd in XBH (45), 5th in total bases (176), 6th in hits (103) & walks (56), T-6th in runs (64), 7th in SLG & OPS, T-7th in stolen bases (23), 8th in RBI (60) and 9th in OBP
- Was selected to MLB Pipeline Prospect Team of the Week twice, 5/6-12 and 8/19-25
- Promoted to Jersey Shore on 6/10
- Named South Atlantic League Player of the Month for August, slashing .299/.370/.536 (.906 OPS) in 108 PA in 25 games
- His 5 hits on 9/1 vs Hudson Valley tied a BlueClaws club record

- Promoted to Reading on 9/2
- Following the season, was ranked as the No. 2 prospect in the Phillies system by *Baseball America*
- Also ranked as No. 27 on MLB Pipeline's top 100 prospects list following the season

2023

- Began professional career with Florida Complex League Phillies (R)
- Made pro debut on 7/27 vs FCL Tigers and had 3 hits (2 2B)
- Promoted to Clearwater on 8/24 and reached base safely in 19 of his 20 games
- Slashed .348/.360/.565 (.925 OPS) in 6 postseason games
- Following the season, was named the No. 4 prospect in the Phillies system by *Baseball America* and No. 27 prospect in baseball overall by MLB.com

PERSONAL

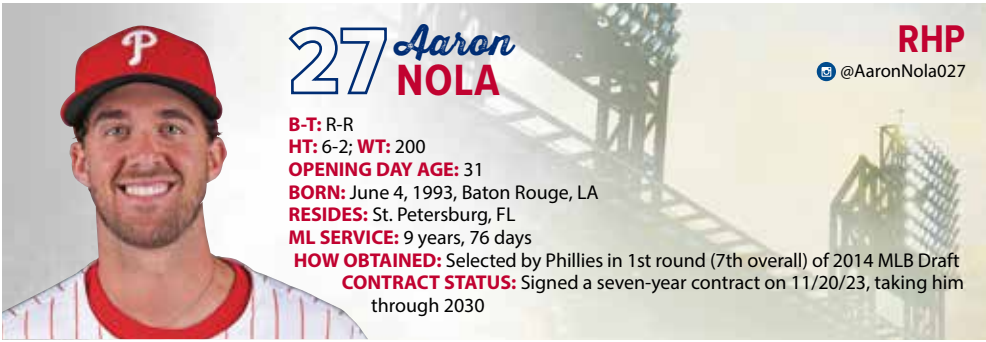
Aidan Bauer Miller... 2023 graduate of J.W. Mitchell High School (FL)... Named MVP of the 2022 Perfect Game All-American Classic... **Signed by:** Bo Way

AIDAN MILLER'S CAREER STATISTICS

YEAR	CLUB	AVG	G	AB	R	H	2B	3B	HR	RBI	SH	SF	HP	BB	SO	SB	CS	OBP	SLG	OPS	E
2023	FCL Phillies	.414	10	29	6	12	2	0	0	2	0	0	1	6	5	0	0	.528	.483	1.011	4
	Clearwater	.216	10	37	4	8	1	1	0	0	0	0	1	6	10	4	1	.341	.297	.638	2
2024	Clearwater	.275	39	149	28	41	16	0	5	26	0	1	6	26	39	10	1	.401	.483	.884	5
	Jersey Shore	.258	58	225	35	58	12	6	6	32	0	0	3	30	57	12	4	.353	.444	.797	14
	Reading	.190	5	21	1	4	0	0	0	2	0	0	1	0	4	1	0	.227	.190	.417	1
Minors Totals		.267	122	461	74	123	31	7	11	62	0	1	12	68	115	27	6	.375	.436	.811	26

MILLER'S CAREER TRANSACTIONS

- Selected by Philadelphia in 1st round (27th overall) of 2023 MLB Draft



B-T: R-R
HT: 6-2; **WT:** 200
OPENING DAY AGE: 31
BORN: June 4, 1993, Baton Rouge, LA
RESIDES: St. Petersburg, FL
ML SERVICE: 9 years, 76 days
HOW OBTAINED: Selected by Phillies in 1st round (7th overall) of 2014 MLB Draft
CONTRACT STATUS: Signed a seven-year contract on 11/20/23, taking him through 2030

2024

- Among all NL pitchers, ranked T-1st in starts (33) & SHO (1), 3rd in IP (199.1), T-3rd in CG (1), T-4th in wins (14), 7th in SO (197) & SO/BB (3.94), 9th in OPP OBP (.295) and 10th in BB/9.0 IP (2.26)
- Made 32+ starts for the fourth consecutive season and 30+ starts for the sixth consecutive season (not including 2020)
- Per Elias, became the first Phillies pitcher to make 30+ starts in 6 straight seasons since Cole Hamels did so in 7 straight years from 2008-14
- Finished 4th in NL Gold Glove voting
- Surpassed Curt Schilling for the 7th-most wins in franchise history when he notched his 102nd on 8/27 vs HOU
- Made 20 quality starts, T-2nd-most in the NL with SF's Logan Webb, and the Phillies went 17-3 (.850) in those outings
- Went 6.0+ IP in 21 of his starts, 3rd-most of any pitcher in the NL
- Surpassed Chris Short (1,585) for sole possession of 4th place on the franchise's all-time strikeout list on 4/5 at WSH
- Posted a 2.06 ERA (8 ER, 35.0 IP) in April and a 2.84 ERA (12 ER, 38.0 IP) in May
- Tossed the sixth CG and fourth SHO of his career on 5/14 at NYM (109 pitches); it was his third CG of 9.0 IP and he carried a perfect game into the 6th
- Made his 250th career start on 6/18 vs SD, a no-decision in a 4-3 Phillies win
- Earned the 100th win of his career on 7/5 at ATL
- Earned the win in the Phillies' NL East division-clinching game on 9/23 vs CHI (6.0 IP, 2 ER)
- The victory was the 57th of his career at Citizens Bank Park, surpassing Cole Hamels for the most wins in the ballpark's history
- Started Game 3 of the NLDS at NYM on 10/8 (L, 5.0 IP, 4 ER)

2023

- Among all NL pitchers, was T-4th in starts (32), T-5th in IP (193.2), 6th in OPP OBP (.283), SO/BB ratio (4.49) & BB% (5.7%), 7th in WHIP (1.15) and T-8th in SO (202)
- Made his sixth straight Opening Day start, joining Robin Roberts and Steve Carlton as the only Phillies pitchers to do so
- Posted his fifth straight season with 200 SO (not including 2020) and became the first pitcher in franchise history to post at least 5 straight full seasons with 200 SO and the 22nd in ML history
- Recorded the 30th double-digit SO game of his career on 7/4 at TB (12 SO)
- Finished 5th in National League Gold Glove voting

NOLA PHAST PHACTS

- 2022 All-MLB Second Team
- 2018 NL All-Star
- 3rd in 2018 NL Cy Young Award voting
- 2019 NL Gold Glove Award finalist
- 200+ strikeout seasons in 2018-19, 2021-23
- Tied his career high for SO in a game with 12 on 6/5 vs DET and 7/4 at TB
- Went at least 6.0 IP in 22 of his 32 starts (69%), which was T-4th-most instances in the National League
- On 6/5 vs DET, carried a no-hitter through 6.0 innings and surrendered his first hit with 2 outs in the 7th inning (Maton HR)
- Made 32 starts for the third consecutive season
- Started 4 postseason games and went 3-1, 2.35 ERA (6 ER, 23.0 IP) with 23 strikeouts to 4 walks (5.75 SO/BB ratio)
- Won each of his first 3 postseason starts and posted an 0.96 ERA (2 ER, 18.2 IP) in that span
- Earned the win to clinch the Phillies' 2-game sweep in the NLWCS vs MIA on 10/4; tossed a postseason career-high 7.0 scoreless innings with 3 hits allowed

2022

- Among all ML pitchers, was 1st in fWAR (6.3) & SO/BB (8.10), T-1st in SHO (1), 2nd in IP (205.0), BB % (3.6) & BB/9.0 IP (1.27), T-3rd in CG (2), 4th in SO (235), T-5th in starts (32), 6th in bWAR (4.0), 7th in WHIP (0.96), SO % (29.1) & OPP OBP (.256) and 9th in SO/9.0 IP (10.32)
- Struck out a career-best 235 batters and issued just 29 walks, joining Jim Whitney (270 SO, 27 BB, 336.0 IP for 1884 Boston Beaneaters) as the only pitchers ever with 220 or more strikeouts and fewer than 30 walks in a season
- Named All-MLB Second Team, his first career All-MLB selection
- Led all pitchers with 6.3 fWAR, becoming the first Phillie to lead all pitchers in fWAR since Roy Halladay in 2011
- His 8.10 SO/BB was the best ever by a qualifying Phillies pitcher
- Had a streak of 13 straight starts pitching 6.0 innings or more, 5/26-8/13, the longest by a Phillie since Cliff Lee in 2013 (13)
- Pitched at least 7.0 innings in 8 straight starts, 5/26-7/17, which included 3 scoreless starts of at least 8.0 IP from 6/8-7/17
- Was on the restricted list, 7/12-13
- On 8/25 vs CIN, threw his third career SHO (2nd 9.0-inn. SHO) and fifth complete game, striking out 11

NOLA'S RANKINGS AMONG MLB PITCHERS SINCE 2018

- 1st** in starts (208)
- 1st** in innings pitched (1264.2)
- 2nd** in strikeouts (1406)
- T-2nd** in shutouts (4)
- 3rd** in fWAR (28.6)
- 4th** in bWAR (29.6)
- 4th** in wins (80)
- T-4th** in complete games (6)

- Made his 200th career start on 9/17 at ATL, making him the seventh Phillie to have his first 200 career starts with the club and just the 10th with 200 at any point
- Retired the first 20 batters he faced (6.2 IP) in the postseason clincher on 10/3 at HOU
- Was the first Phillies pitcher to retire the first 20 batters of a game since Roy Halladay in his perfect game on 5/29/10 at FLA and was the first to start a postseason clincher since Halladay in 2011, also at HOU
- Made his first career postseason start in Game 2 of the NLWCs at STL; held STL scoreless for 6.2 IP and earned the win in the series-clinching game
- Became the second Phillie ever to deliver a scoreless start in a potential postseason series clincher, joining Cole Hamels, who shut out CIN in Game 3 of the NLDS on 10/10/10
- His 11.2-inning scoreless streak to begin his playoff career was the longest ever by a Phillie
- Had a 19.1-inning scoreless streak from 9/28-10/14, encompassing 5.0 IP in a postseason berth-clinching game, a Wild Card Series-clinching game and the Phillies' first home playoff game in 11 years

2021

- Among all ML pitchers, was 4th in SO/BB (5.72), 6th in SO/9.0 IP (11.11) & BB % (5.2), T-6th in SHO (1), 7th in SO % (29.8) & BB/9.0 IP (1.94), 8th in SO (223), T-8th in starts (32) and T-9th in CG (1)
- On 4/18 vs STL, authored his first career 9.0-inning shutout, the first with 2 or fewer hits allowed by a Phillie since Cole Hamels' no-hitter, 7/25/15 at CHI
- His win on 4/18 vs STL gave him 59 wins in his first 100 decisions, the 2nd-most ever by a Phillie behind Grover Cleveland Alexander's 65
- Was on the COVID-related IL, 7/11-19



- Recorded his 1,000th career strikeout, 6/1 at CIN (Jesse Winker), becoming the ninth pitcher to record 1,000 strikeouts in a Phillies uniform and the fastest ever to do so (913.0 IP)
- His 10 straight strikeouts on 6/25 at NYM (gm 1) tied the ML record set by Tom Seaver on 4/22/70 vs SD and surpassed the previous Phillies record by 3
- Also became the first pitcher ever to have the first 10 outs he recorded via strikeout
- On 6/25 at NYM and 6/30 vs MIA, struck out 8 of the first 10 batters he faced, becoming the first Phillie in the expansion era (since 1961) to do so in consecutive games pitched in a season
- His 12 strikeouts on 6/25 at NYM (gm 1) tied a career high
- Struck out 21 batters in a 9.0-inning span, beginning with his start on 6/25 at NYM, gm 1 (12 SO in 5.1 IP) through the first 3.2 innings of his start on 6/30 vs MIA (9 SO)
- Faced his brother, Austin, 3 times (SO, pop-up, BB) on 8/21 at SD, marking the first time in Phillies history a pitcher faced his own brother who was a position player on the opposing team, and the first time a Phillie faced his own brother at all since pitcher Mike Maddux faced his brother, pitcher Greg Maddux, on 7/31/88
- Was perfect through 6.0 IP on 8/21 at SD before an error allowed the first runner to reach base in the 7th inning, marking the longest perfect game bid by a Phillie since Roy Halladay completed his perfect game on 5/29/2010 at MIA
- Struck out his 200th batter of the season on 9/12 vs COL, becoming the 2nd-fastest Phillie to reach 200 in a season (162.0 IP), one inning shy of Curt Schilling's record mark in 1997

2020

- Among ML starters, was T-1st in CG (2), T-2nd in SHO (1), 5th in SO (96), T-5th in starts (12), 6th in SO rate (33.2%) & SO/9.0 IP (12.11) and 9th in OPP AVG (.205)
- Had 4 double-digit strikeout starts, T-5th-most in MLB, and joined Shane Bieber as the only pitchers to strike out 10 or more in consecutive games multiple times
- Tied a career-high with 12 strikeouts on 8/5 vs NYY (gm 2)
- On 8/10 vs ATL, recorded double-digit strikeouts in consecutive games for the second time in his career
- Had a 15.0-inning scoreless streak from 8/10-21 and an 11.0-inning scoreless streak, 8/26-9/1
- Had 40 strikeouts to 7 walks in his first 5 starts
- On 9/1 vs WSH, earned his 33rd win at home in his 50th decision, tying Steve Carlton's franchise record for most wins at home through 50 career decisions
- His complete game on 9/11 at MIA was the first of his career in his 136th start and his second came two starts later on 9/22 at WSH (gm 1)
- Became the first Phillie with a 7.0-inning or fewer complete game since Roy Halladay on 4/19/13 vs STL, the final of his career
- Went 3-1 with a 2.50 ERA (11 ER, 39.2 IP) in 6 home starts, and posted a 1.57 ERA (6 ER, 34.1 IP) in his first 5 home starts

- Was the Phillies Community Service Award winner and club nominee for the Roberto Clemente Award

2019

- Among NL starters, was T-1st in starts (34), 4th in IP (202.1) and T-7th in SO (229)
- Secured two of the top 10 highest strikeout totals ever by a Phillies RHP, and is just the fourth different pitcher on the list (Curt Schilling, Jim Bunning, Grover Cleveland Alexander)
- Was a finalist for the Rawlings Gold Glove Award
- Made his second career and second consecutive Opening Day start
- At 25 years, 297 days, became the youngest Phillie to make consecutive Opening Day starts since 1963 (Art Mahaffey) and only the ninth pitcher who began his career with the Phillies to make consecutive Opening Day starts
- Had a franchise-record 34 straight starts allowing 4 runs or fewer end on 4/3 at WSH
- Made his 100th career start on 5/1 vs DET, becoming just the 58th pitcher to make 100 career starts for the Phillies
- His 3.46 ERA through 100 starts was 4th among Phillies since 1912, when earned runs became an official NL stat, trailing Eppa Rixey (2.56), Erskine Mayer (2.79) and Robin Roberts (3.33)
- Tied a career-high with 12 strikeouts on 5/18 vs COL, doing so in 6.0 IP
- His 6-game win streak to start the season tied a career best and he was the first Phillie to start his season 6-0 since 2001 (Omar Daal)
- Carried a no-hitter through 5.0 IP on 6/27 vs NYM and became the first Phillie with consecutive 10-strikeout games since 2015 (Jerad Eickhoff)
- Had a 22.0-inning scoreless streak, 6/21-7/7
- Struck out his 200th batter of the season, 9/4 at CIN
- Went 2-0 with a 1.60 ERA (6 ER, 33.2 IP) in 5 Interleague starts

2018

- Finished 3rd in NL Cy Young Award voting, behind only Jacob deGrom and Max Scherzer
- Among all ML starters, ranked 1st in bWAR (10.5), 4th in ERA (2.37), T-4th in starts (33) & quality starts (25), 5th in IP (212.1) & OPP OPS (.570), 6th in OPP SLG (.311), 7th in WHIP (0.97), T-7th in wins (17), 8th in SO (224), OPP AVG (.197) & HR/9.0 IP (0.72), 9th in pitches/IP (15.1) and T-10th in win % (.739)
- Finished 2nd in the NL in ERA behind deGrom
- Named to his first career NL All-Star team, becoming the first Phillies starting pitcher to be named to the team since 2013 (Cliff Lee)
- His 224 strikeouts were 2nd-most ever by a Phillies pitcher age 25 or younger, trailing Grover Cleveland Alexander's 227 in 1911
- Joined Roy Halladay (2.35) in 2010 as the only qualifying Phillies pitchers since 1993 with an ERA under 2.40
- His bWAR of 10.5 was the most by any pitcher in baseball since 2002 (Randy Johnson, 10.7), most by a Phillies pitcher since 1972 (Steve Carlton, 12.1) and T-7th-highest ever by a Phillies pitcher
- Made his first career Opening Day start on 3/29 at ATL at 24 years, 298 days old, becoming the club's youngest Opening Day starter since Dennis Bennett in 1964 (24 years, 192 days old)
- Had a 14.1-inning scoreless streak, 4/27-5/8
- Allowed 3 earned runs or fewer in 13 straight starts, 9/7/17-5/13/18

- Carried a no-hitter through 6.2 innings, 5/26 vs TOR; retired 18 straight at one point and struck out 10
- Had a 40.0-inning streak without allowing a home run, 6/17-7/24; allowed only 8 home runs in his first 22 starts (176.0 IP)
- Reached 500 career strikeouts in 480.0 IP, becoming the fastest Phillie to that mark
- Was the youngest Phillies starting pitcher to be selected as an All-Star since Cole Hamels in 2007 (23 years old)
- His 2.236 ERA through his first 25 starts was the lowest ERA by a Phillie through his first 25 starts since 1964 (Short, 1.97)
- Had a 17.0-inning scoreless streak, 8/17-28
- His 224 strikeouts were the most by a Phillie since Cliff Lee had 238 in 2011 and his 17 wins were tied for the most by a Phillie since Roy Halladay won 19 in 2011
- In 18 starts following a Phillies loss, went 10-3 with a 2.17 ERA (28 ER, 116.1 IP)

2017

- Ranked 8th among NL starters in SO/9.0 IP (9.86), 9th in SO rate (26.6%) & first pitch strike % (64.4) and 10th in SO/BB (3.71)
- Was on the 10-day IL with a lower back strain, 4/21-5/20; made 2 rehab starts for Lehigh Valley (AAA)
- His 17.0-inning scoreless streak, 6/27-7/8, was the longest by a Phillies starter during the season
- Had his first career 10-SO game, 7/26 vs HOU
- Went 3-1 with a 1.32 ERA (5 ER, 34.0 IP) and 43 SO in 5 July starts; ranked 3rd among ML starters in ERA in July behind Clayton Kershaw (0.47) and Chris Sale (1.04)
- Led team in ERA (3.54), wins (12), starts (27), innings (168.0) and SO (184)

2016

- Made his first career Opening Day roster
- Posted a 2.65 ERA and 0.99 WHIP over his first 12 starts, 4/6-6/5
- Had a career-best 23.0-inning scoreless streak, 4/22-5/8, tied for the longest in the NL
- Had 9 consecutive quality starts, 4/22-6/5, the longest streak by a Phillie since Cole Hamels had 10 straight in 2013
- Was placed on the 15-day IL on 7/29 with a right elbow strain and missed the remainder of the season

NOLA'S DOUBLE-DIGIT STRIKEOUT GAMES

12	5/8/18 vs SF
12	5/18/19 vs COL
12	8/5/20 vs NYY (gm 2)
12	6/25/21 at NYM (gm 1)
12	6/5/23 vs DET
12	7/4/23 at TB
11	9/13/17 vs MIA
11	8/17/18 vs NYM
11	9/2/18 vs CHI
11	6/30/21 vs MIA
11	8/20/21 at SD
11	8/25/22 vs CIN
10	7/26/17 vs HOU
10	5/26/18 vs TOR
10	6/12/18 vs COL
10	7/9/18 at NYM
10	6/21/19 vs MIA
10	6/27/19 vs NYM
10	8/3/19 vs CWS
10	8/10/20 vs ATL
10	9/6/20 at NYM
10	9/11/20 at MIA (gm 1)
10	4/18/21 vs STL
10	5/4/21 vs MIL
10	9/12/21 vs COL
10	5/26/22 at ATL
10	6/24/22 at SD
10	7/17/22 at MIA
10	9/6/22 vs MIA
10	5/20/23 vs CHI
10	4/26/24 at SD

**Ranks 3rd in franchise history in double-digit strikeout games (31)*

PHILLIES PITCHERS fWAR ALL-TIME

1.	Steve Carlton	75.0
2.	Robin Roberts	62.6
3.	Grover Cleveland Alexander	50.8
4.	Cole Hamels	40.5
5.	Curt Schilling	38.6
6.	AARON NOLA	37.0

2015

- Began the season with Reading (AA)
- Named Phillies Minor League Pitcher of the Week, 5/4-10, and Pitcher of the Month for May (4-1, 1.35 ERA, 6 ER, 40.0 IP, 32 SO, 5 BB)
- Promoted to Lehigh Valley on 6/15
- Selected to participate in the All-Star Futures Game for Team USA, but did not pitch
- Had his contract selected and made his ML debut, 7/21 vs TB (L, 6.0 IP, 5 H, R, ER, HR, BB, 6 SO)
- Was the first player drafted by the Phillies to make his ML debut the very next season since Pat Combs in 1989
- Had a 13.0-inning scoreless streak, 8/18-28, the longest by a Phillies rookie since 2011 (Vance Worley, 14.0 IP)
- The Phillies won 7 of his first 10 starts

2014

- Began his pro career with Clearwater (A)
- Did not allow a walk in 19.0 consecutive innings, 7/1-19
- Allowed just one hit over 5.0 scoreless innings in his first pro win, 7/6 at Brevard County
- Promoted to Reading on 8/4
- Earned the win in his double-A debut, 8/6 vs Harrisburg (5.0 IP, ER, BB, 4 SO)

- Following the season, named the No. 2 prospect in the Phillies minor league system by *Baseball America*
- Participated in Florida Instructional League

PERSONAL

Aaron Michael Nola (pronounced NOH-luh)... Married Hunter Harrington (12/31/22); has one daughter, Scottie... 2011 graduate of Catholic High School (LA)... Ranked 90th nationally in the final 2011 Perfect Game class rankings... Named Class 5A State Player of the Year and voted "Mr. Baseball" for the state of Louisiana during his senior season... Attended Louisiana State University... Honored as the 2014 National Pitcher of the Year by the College Baseball Foundation... In 2014 was a Golden Spikes Award finalist and named First-Team All-American, SEC Pitcher of the Year and First-Team All-SEC... Older brother Austin is a catcher in COL's organization... Received the 2023 Humanitarian of the Year Award from the Philadelphia Sports Writers Association... Serves as the ambassador for the Phans Feeding Families campaign, a ballpark-wide initiative with Citizens Bank and the Phillies to raise money and collect food for Philabundance... Has also made \$15,000 in contributions to Philabundance and \$20,000 to Team Red, White & Blue... Hosted an annual Bowling for the Troops event in Philadelphia to benefit Team Red, White & Blue... During the 2023 season donated money for each strikeout to Team Red, White & Blue... Active with the ALS Association by supporting Philadelphia and Baton Rouge Chapter events... Supports Philadelphia Futures' high school mentoring program by hosting the annual Get in the Game Celebrity Bowling Tournament... Participates in the Shred Hate initiative to end bullying in Philadelphia schools... During the COVID-19 pandemic, launched "Cheers PA," a virtual fundraiser providing immediate emergency funds for the Hospitality Assistance Response of Pennsylvania (HARP)...
Hobbies: Hunting and fishing... **Signed by:** Mike Stauffer

AARON NOLA'S CAREER STATISTICS

YEAR	CLUB	W-L	ERA	G	GS	CG	SHO	SV	IP	H	R	ER	HR	HB	BB	SO	WP	BK	AVG
2014	Clearwater	2-3	3.16	7	6	0	0	0	31.1	24	12	11	4	0	5	30	1	0	.214
	Reading	2-0	2.63	5	5	0	0	0	24.0	25	7	7	4	0	5	15	0	0	.272
2015	Reading	7-3	1.88	12	12	0	0	0	76.2	59	17	16	4	3	9	59	0	0	.219
	Lehigh Valley	3-1	3.58	6	6	0	0	0	32.2	38	14	13	3	0	9	33	0	0	.288
	PHILLIES	6-2	3.59	13	13	0	0	0	77.2	74	31	31	11	2	19	68	0	0	.251
2016	PHILLIES	6-9	4.78	20	20	0	0	0	111.0	116	68	59	10	6	29	121	2	0	.264
2017	PHILLIES	12-11	3.54	27	27	0	0	0	168.0	154	67	66	18	2	49	184	1	0	.241
	Lehigh Valley+	1-0	0.87	2	2	0	0	0	10.1	6	1	1	0	0	1	10	0	0	.167
2018	PHILLIES	17-6	2.37	33	33	0	0	0	212.1	149	57	56	17	7	58	224	4	1	.197
2019	PHILLIES	12-7	3.87	34	#34	0	0	0	202.1	176	91	87	27	11	80	229	3	0	.233
2020	PHILLIES	5-5	3.28	12	12	#2	1	0	71.1	54	31	26	9	2	23	96	1	0	.205
2021	PHILLIES	9-9	4.63	32	32	1	1	0	180.2	165	95	93	26	9	39	223	0	1	.237
2022	PHILLIES	11-13	3.25	32	32	2	#1	0	205.0	168	75	74	19	9	29	235	2	0	.219
2023	PHILLIES	12-9	4.46	32	32	0	0	0	193.2	178	105	96	32	1	45	202	2	0	.240
2024	PHILLIES	14-8	3.57	33	#33	1	#1	0	199.1	189	84	79	30	3	50	197	2	0	.247
Minors Totals		15-7	2.47	32	31	0	0	0	175.0	152	51	48	15	3	29	147	1	0	.237
ML	Totals	104-79	3.70	268	268	6	4	0	1621.1	1423	704	667	199	52	421	1779	17	2	.233

Tied for league lead
+ Rehab assignment

NOLA'S WILD CARD SERIES STATISTICS

YEAR	CLUB, OPP	W-L	ERA	G	GS	CG	SHO	SV	IP	H	R	ER	HR	HB	BB	SO	WP	BK	AVG
2022	PHI, STL	1-0	0.00	1	1	0	0	0	6.2	4	0	0	0	0	1	6	0	0	.167
2023	PHI, MIA	1-0	0.00	1	1	0	0	0	7.0	3	0	0	0	1	1	3	0	0	.143
WC	Totals	2-0	0.00	2	2	0	0	0	13.2	7	0	0	0	1	2	9	0	0	.156

NOLA'S DIVISION SERIES STATISTICS

YEAR	CLUB, OPP	W-L	ERA	G	GS	CG	SHO	SV	IP	H	R	ER	HR	HB	BB	SO	WP	BK	AVG
2022	PHI, ATL	1-0	0.00	1	1	0	0	0	6.0	5	1	0	0	0	2	6	0	0	.208
2023	PHI, ATL	1-0	3.18	1	1	0	0	0	5.2	6	2	2	0	0	1	9	0	0	.261
2024	PHI, NYM	0-1	7.20	1	1	0	0	0	5.0	5	4	4	2	0	2	8	0	0	.250
DS	Totals	2-1	3.24	3	3	0	0	0	16.2	16	7	6	2	0	5	23	0	0	.239

NOLA'S LEAGUE CHAMPIONSHIP SERIES STATISTICS

YEAR	CLUB, OPP	W-L	ERA	G	GS	CG	SHO	SV	IP	H	R	ER	HR	HB	BB	SO	WP	BK	AVG
2022	PHI, SD	0-1	11.57	1	1	0	0	0	4.2	7	6	6	2	0	0	6	0	0	.333
2023	PHI, ARI	1-1	3.48	2	2	0	0	0	10.1	9	4	4	2	0	2	11	0	0	.225
LCS	Totals	1-2	6.00	3	3	0	0	0	15.0	16	10	10	4	0	2	17	0	0	.262

NOLA'S WORLD SERIES STATISTICS

YEAR	CLUB, OPP	W-L	ERA	G	GS	CG	SHO	SV	IP	H	R	ER	HR	HB	BB	SO	WP	BK	AVG
2022	PHI, HOU	0-1	8.64	2	2	0	0	0	8.1	13	8	8	2	1	2	9	0	0	.351

NOLA'S ALL-STAR GAME STATISTICS

YEAR	CLUB, SITE	W-L	ERA	G	GS	CG	SHO	SV	IP	H	R	ER	HR	HB	BB	SO	WP	BK	AVG
2018	NL, WSH	0-0	0.00	1	0	0	0	0	1.0	1	0	0	0	0	0	2	0	0	.250

NOLA'S CAREER TRANSACTIONS

- Selected by Toronto Blue Jays in 22nd round of 2011 MLB Draft, but did not sign
- Selected by Philadelphia in 1st round (7th overall) of 2014 MLB Draft
- On injured list with a right elbow strain, July 29, 2016 through the remainder of the season
- On injured list with a lower back strain, April 21-May 20, 2017; included rehab assignment to Lehigh Valley, May 10-20
- On COVID-related injured list, July 11-19, 2021

NOLA'S CAREER FIELDING

POSITION	PCT	G	PO	A	E	TC	DP
Pitcher	.973	268	92	163	7	262	11

NOLA'S GAME HIGHS

LOW-HIT CG: 2 – 4/18/21 vs STL... **SHUTOUTS:** 4 – last: 5/14/24 at NYM... **STRIKEOUTS:** 12 – 6 times, last: 7/4/23 at TB... **WALKS:** 5 – 2 times, last: 9/17/20 vs NYM... **LONGEST OUTING:** 9.0 inn. – 3 times, last: 5/14/24 at NYM... **WINNING STREAK:** 6 games – 2 times, last: 3/28-5/29/19... **LOSING STREAK:** 5 games – 6/11-7/23/16... **SCORELESS STREAK:** 23.0 inn. – 4/22-5/8/16



67

Nicholas
PADILLA

RHP

@nickk_padilla

B-T: R-R

HT: 6-2; **WT:** 220

OPENING DAY AGE: 28

BORN: December 24, 1996, New York, NY

RESIDES: New York, NY

ML SERVICE: 40 days

HOW OBTAINED: Signed by Phillies as a minor league free agent, 11/11/24

Non-Roster Invitee

2024

- Began the season with Charlotte (AAA) in the CWS organization and appeared in 5 games before being placed on the minor league IL with a right shoulder strain
- Made rehab appearances with Arizona Complex League White Sox (R) and Winston-Salem (A)
- Posted a 2.82 ERA (4 ER, 22.1 IP) across 19 appearances with 26 strikeouts after re-joining Charlotte on 7/21

2023

- Pitched for Puerto Rico in the World Baseball Classic and went 1-0 with a 0.00 ERA (2.1 IP) in 3 relief appearances
- Spent most of the season with Charlotte; also made 3 relief appearances with CWS
- Added as the 27th player for a doubleheader on 4/18 vs PHI but did not pitch
- Averaged 10.64 SO/9.0 IP over 44 relief appearances for Charlotte (54 SO, 45.2 IP)
- Went 12 straight games without allowing an ER from 5/23-7/4 with 17 strikeouts over 13.0 IP for Charlotte

2022

- Pitched for four minor league teams between the CHI and CWS organizations and combined to post a 2.21 ERA (13 ER, 53.0 IP) with 66 strikeouts over 39 relief appearances
- Began the season with South Bend (A) in CHI's minor league system
- Promoted to Tennessee (AA) on 5/9 and then to Iowa (AAA) on 7/18
- Had his contract selected on 8/23 and made his ML debut that night vs STL (1.2 IP, SO)
- Designated for assignment on 9/6 before being claimed off waivers by CWS on 9/9
- Assigned to Charlotte for the rest of the season

2021

- Appeared in only 2 games for South Bend
- Had 2 stints on the minor league IL: 5/4-6/11 (right ankle tendinitis) and 6/22-end of season (strained right lat)

2020

- Did not pitch

2019

- Spent the season with Bowling Green (A) in TB's minor league system
- Went 2-1 with a 1.17 ERA (3 ER, 23.0 IP) and 23 strikeouts over 13 relief appearances in June-July

2018

- Over 19 games (12 GS) for Bowling Green and Hudson Valley (A), went 4-7 with a 4.04 ERA (31 ER, 69.0 IP) and 53 strikeouts

2017

- Pitched for Hudson Valley
- Went 2-1 with a 1.91 ERA (6 ER, 28.1 IP) and 25 strikeouts as a starter, compared to 1-1 with a 4.76 ERA (3 ER, 5.2 IP) and 4 strikeouts as a reliever

2016

- Began his pro career with Gulf Coast League Rays (R) and started 8 games after recovering from Tommy John surgery in 2015

PERSONAL

Nicholas Gilbert Padilla... Attended Grayson College (TX) from 2014-15... 2014 graduate of Cardinal Spellman High School (NY)... **Hobbies:** Video games and music... **Signed by:** J.D. Ellibby

NICK PADILLA'S CAREER STATISTICS

YEAR	CLUB	W-L	ERA	G	GS	CG	SHO	SV	IP	H	R	ER	HR	HB	BB	SO	WP	BK	AVG
2016	GCL Rays	0-2	2.01	8	8	0	0	0	22.1	22	10	5	0	0	7	19	2	0	.250
2017	Hudson Valley	3-2	2.38	11	7	0	0	0	34.0	34	14	9	0	1	10	29	6	0	.262
2018	Hudson Valley	3-5	3.30	12	12	0	0	0	60.0	54	27	22	3	1	12	44	1	0	.247
	Bowling Green	1-2	9.00	7	0	0	0	0	9.0	22	17	9	2	0	2	9	2	0	.423
2019	Bowling Green	7-2	3.48	31	0	0	0	2	62.0	61	26	24	4	3	29	76	5	0	.260
2020	Did not pitch																		
2021	South Bend	0-0	16.20	2	0	0	0	0	1.2	4	3	3	0	0	2	2	0	0	.500
2022	South Bend	1-0	1.80	7	0	0	0	1	10.0	4	3	2	0	3	5	18	4	0	.125
	Tennessee	1-1	2.82	15	0	0	0	2	22.1	16	9	7	0	1	14	25	3	0	.195
	Iowa	1-0	1.23	10	0	0	0	1	14.2	8	2	2	0	0	8	17	0	0	.160
	CHICAGO-NL	0-0	5.40	1	0	0	0	0	1.2	2	1	1	0	0	2	1	1	0	.286
	Charlotte	0-0	3.00	7	0	0	0	0	6.0	4	3	2	1	2	4	6	1	0	.190
2023	Charlotte	2-3	5.52	44	0	0	0	5	45.2	49	31	28	5	6	39	54	3	1	.280
	CHICAGO-AL	0-1	5.79	3	0	0	0	0	4.2	9	3	3	1	0	1	6	0	0	.409
2024	Charlotte	0-3	3.23	25	0	0	0	0	30.2	21	12	11	5	1	16	37	0	0	.194
	ACL White Sox	0-0	0.00	2	0	0	0	0	2.2	1	0	0	0	1	1	5	1	0	.125
	Winston-Salem	1-0	2.45	2	0	0	0	0	3.2	2	1	1	0	0	4	4	1	0	.167
Minors Totals		20-20	3.47	183	27	0	0	11	324.2	302	158	125	20	19	153	345	29	1	.248
AL	Totals	0-1	5.79	3	0	0	0	0	4.2	9	3	3	1	0	1	6	0	0	.409
NL	Totals	0-0	5.40	1	0	0	0	0	1.2	2	1	1	0	0	2	1	1	0	.286
ML	Totals	0-1	5.68	4	0	0	0	0	6.1	11	4	4	1	0	3	7	1	0	.379

PADILLA'S WORLD BASEBALL CLASSIC STATISTICS

YEAR	CLUB	W-L	ERA	G	GS	CG	SHO	SV	IP	H	R	ER	HR	HB	BB	SO	WP	BK	AVG
2023	Puerto Rico	1-0	0.00	3	0	0	0	0	2.1	2	0	0	0	0	0	0	0	0	.222

PADILLA'S CAREER TRANSACTIONS


- Selected by Tampa Bay Rays in 13th round of 2015 MLB Draft
- Selected by Chicago Cubs in minor league phase of Rule 5 Draft, December 10, 2020
- Claimed off waivers by Chicago White Sox, September 9, 2022
- Signed by Philadelphia as a minor league free agent, November 11, 2024

PADILLA'S CAREER FIELDING

POSITION	PCT	G	PO	A	E	TC	DP
Pitcher	---	4	0	0	0	0	0

PADILLA'S GAME HIGHS

LOW-HIT CG: N/A... **SHUTOUTS:** N/A... **STRIKEOUTS:** 3 – 6/19/23 vs TEX... **WALKS:** 2 – 8/23/22 vs STL... **LONGEST OUTING:** 2.0 inn. – 5/10/23 at KC... **WINNING STREAK:** N/A... **LOSING STREAK:** N/A... **SCORELESS STREAK:** N/A



76

Andrew
PAINTER

RHP

B-T: R-R

HT: 6-7; WT: 235

OPENING DAY AGE: 21

BORN: April 10, 2003, Pompano Beach, FL

RESIDES: Pompano Beach, FL

HOW OBTAINED: Selected by Phillies in 1st round (13th overall) of 2021 MLB Draft

Non-Roster Invitee

2024

- Missed the entire season while recovering from Tommy John surgery
- Following the season, pitched for Glendale in the Arizona Fall League and was named AFL Pitcher of the Year
- Made 6 starts in the AFL and went 2-0, 2.30 ERA (4 ER, 15.2 IP) with 18 strikeouts to 4 walks
- Following the season, was named the No. 1 prospect in the Phillies system by *Baseball America* and the No. 8 prospect in baseball by MLB.com
- Rated as having the best fastball in the Phillies system by *Baseball America* following the season

2023

- Was a non-roster invitee to ML spring training
- Made 1 start on 3/1 at MIN (2.0 IP, R, SO)
- Underwent Tommy John surgery on July 25 and missed the entire season

2022

- Named the Paul Owens Award winner as the best pitcher in the Phillies minor league system
- Named *Baseball America* Minor League Pitcher of the Year and MLB Pipeline Pitcher of the Year
- Selected as an MiLB.com Organization All-Star
- Led all Phillies minor leaguers in strikeouts (155), ERA (1.56, min. 50.0 IP) & WHIP (0.89, min. 50.0 IP) and was T-1st in CG (1) & SHO (1) and 4th in starts (22) & IP (103.2)
- Was the first Phillies minor leaguer with a sub-1.60 ERA and at least 145 strikeouts since Cole Hamels in 2003 and was one of only two minor leaguers to do so in 2022
- Began season with Clearwater (A)

- Struck out 14 batters on 4/23 vs Tampa
- Promoted to Jersey Shore (A) on 6/6
- Threw his first professional shutout (7.0 IP) on 8/6 vs Hudson Valley, allowing two hits while striking out 11
- Promoted on 8/21 to Reading (AA), where he finished the season
- Struck out 38.7% of the batters he faced (401 BF) and walked only 6.2% (25 BB)
- Averaged 13.46 SO/9.0 IP (103.2 IP)
- Across the three levels, went 6-2 with a 1.56 ERA (18 ER, 103.2 IP), 155 SO, 25 BB, 5 HR and 0.89 WHIP
- Following the season, was named the top prospect in the Phillies system by *Baseball America* and the No. 1 pitching prospect in baseball by MLB.com

2021

- Began pro career with Florida Complex League Phillies (R)
- Tossed 6.0 scoreless innings with no walks and struck out 12 of the 21 batters he faced (57.1%)
- Participated in Florida Instructional League
- Following the season, was named the No. 2 prospect in the Phillies system by *Baseball America*

PERSONAL

Andrew Patrick Painter... 2021 graduate of Calvary Christian Academy (FL)... Named the 2021 Gatorade Florida Baseball Player of the Year and selected as a *Baseball America* High School All-American after going 6-1 with a 0.31 ERA while holding opponents to a .119 AVG during his senior season... Also had 91 strikeouts in 45.1 innings... **Hobbies:** Golf, fishing and playing video games... **Signed by:** Victor Gomez


ANDREW PAINTER'S CAREER STATISTICS

YEAR	CLUB	W-L	ERA	G	GS	CG	SHO	SV	IP	H	R	ER	HR	HB	BB	SO	WP	BK	AVG
2021	FCL Phillies	0-0	0.00	4	4	0	0	0	6.0	4	0	0	0	0	0	12	0	0	.190
2022	Clearwater	1-1	1.40	9	9	0	0	0	38.2	17	10	6	0	1	16	69	4	1	.130
	Jersey Shore	3-0	0.98	8	8	#1	#1	0	36.2	25	7	4	2	1	7	49	1	0	.185
	Reading	2-1	2.54	5	5	0	0	0	28.1	25	8	8	3	2	2	37	0	0	.238
2023	Injured – Did not pitch																		
2024	Injured – Did not pitch																		
Minors Totals		6-2	1.48	26	26	1	1	0	109.2	71	25	18	5	4	25	167	5	1	.181

Tied for league lead

PAINTER'S CAREER TRANSACTIONS

- Selected by Philadelphia in 1st round (13th overall) of 2021 MLB Draft



48

Tyler
PHILLIPS

RHP

B-T: R-R

HT: 6-5; **WT:** 225

OPENING DAY AGE: 27

BORN: October 27, 1997, Lumberton NJ

RESIDES: Lumberton, NJ

ML SERVICE: 48 days

HOW OBTAINED: Claimed off waivers from Texas Rangers, 7/24/21

2024

- Made his ML debut with the Phillies, appearing in 8 games (7 starts) over two stints with the club
- Began the season with Lehigh Valley (AAA)
- Earned wins and tossed complete games in consecutive outings for the IronPigs on 5/15 at Norfolk and 5/21 at Rochester, both were 7.0-inning doubleheaders
- Had his contract selected on 7/5
- Made his ML debut in relief on 7/7 at ATL (4.0 IP, ER, 0 BB, 7 SO) and struck out the first 4 batters he faced
- Became the first Phillies pitcher since at least 1961 to strike out the first 4 batters faced to begin a ML career
- Earned the win in his first ML start on 7/13 vs OAK (6.0 IP, 4 ER)
- Tossed a shutout in his fourth ML start on 7/27 vs CLE (9.0 IP, 4 H, 1 BB, 4 SO, 105 pitches); became the first Phillies rookie to throw a SHO since Zach Eflin on 7/22/16
- Had the following rankings in the NL for July (min. 20 IP): 3rd in SO/BB (9.50), 4th in BB/9.0 IP (0.72), T-4th in wins (3) and 5th in ERA (1.80) & WHIP (0.76)

2023

- Began the season with Reading (AA)
- Had a season-high 9 SO on 6/14 vs Hartford (6.0 IP)
- Promoted to Lehigh Valley on 7/26
- Combined to post a 4.92 ERA (67 ER, 122.2 IP) in 26 games (25 starts) between both levels

2022

- Did not pitch following right elbow surgery

2021

- Attended ML spring training with TEX
- Began season with Frisco (AA)
- On the minor league IL with a right elbow bruise, 5/28-6/11
- Promoted to Round Rock (AAA) on 6/18
- Was designated for assignment on 7/17 before being claimed off waivers by the Phillies and assigned to Reading
- Made 1 appearance for Jersey Shore (A) on 9/10 before being placed on the minor league IL on 9/13 with a right elbow impingement

2020

- Spent the season at TEX's alternate training site

2019

- Split the season between Down East (A) and Frisco
- Averaged 1.79 BB/9.0 IP, the 3rd-lowest rate among qualified TEX minor league pitchers
- In April, posted a 1.14 ERA (4 ER, 31.2 IP) in 5 starts
- Named Carolina League Pitcher of the Week for 4/15-21
- On the minor league IL with a right lower leg contusion, 7/19-25

2018

- Recognized as TEX's Nolan Ryan Pitcher of the Year
- Posted the 3rd-highest SO/BB rate (7.94) among all minor league pitchers (min. 130.0 IP)
- Named to *Baseball America's* Low Class A All-Star team and was ranked by the same publication as the No. 9 prospect in the South Atlantic League
- Selected as a SAL Northern Division All-Star
- Ranked among SAL pitchers in wins (T-1st, 11), ERA (3rd, 2.67), WHIP (4th, 1.02), IP (6th, 128.0) and SO (7th, 124)
- Averaged 1.08 BB/9.0 IP, 3rd-lowest rate across the minors (min. 130.0 IP), allowing multiple walks in 2 of 23 starts
- Went 7-0 with a 1.55 ERA (10 ER, 58.0 IP), 7 BB and 63 SO at Hickory (A) following the All-Star break
- Had a season-best 13 SO, 8/7 vs Kannapolis
- Promoted to Down East on 9/2 for final start

2017

- Opened season with Hickory but spent most of the year with Spokane (A)
- Averaged 1.36 BB/9.0 IP at Spokane

2016

- Pitched for Spokane as the youngest player in the Northwest League
- Made 13 starts and averaged 8.75 SO/9.0 IP

2015

- Began professional career with Arizona League Rangers (R)

PERSONAL

Tyler Nicholas Phillips... Has one son, Frank... 2015 graduate of Bishop Eustace Preparatory School (NJ)... **Hobby:** Playing with family... **Signed by:** Takeshi Sakurayama

TYLER PHILLIPS' CAREER STATISTICS

YEAR	CLUB	W-L	ERA	G	GS	CG	SHO	SV	IP	H	R	ER	HR	HB	BB	SO	WP	BK	AVG
2015	AZL Rangers	0-1	3.60	13	0	0	0	1	15.0	13	8	6	2	0	1	10	1	0	.224
2016	Spokane	4-7	6.44	13	13	0	0	0	58.2	78	49	42	2	5	20	57	9	0	.307
2017	Hickory	1-2	6.39	7	4	0	0	0	25.1	28	21	18	2	5	9	15	4	0	.280
	Spokane	4-2	3.45	13	13	0	0	0	73.0	78	33	28	6	1	11	78	6	0	.265
2018	Hickory	#11-5	2.67	22	22	1	0	0	128.0	117	41	38	4	3	14	124	13	0	.239
	Down East	1-0	1.80	1	1	0	0	0	5.0	2	1	1	0	1	2	3	0	0	.125
2019	Down East	2-2	1.19	6	6	0	0	0	37.2	28	6	5	1	1	6	28	1	0	.212
	Frisco	7-9	4.73	18	16	0	0	0	93.1	95	56	49	15	4	20	74	7	0	.263
2020	Did not pitch																		
2021	Frisco	1-2	4.70	6	5	0	0	0	15.1	12	8	8	4	0	7	18	2	0	.207
	Round Rock	0-3	9.90	4	4	0	0	0	10.0	15	12	11	2	0	12	11	1	0	.341
	Reading	0-0	6.35	4	4	0	0	0	11.1	12	9	8	2	0	3	11	1	0	.267
	Jersey Shore	0-0	0.00	1	1	0	0	0	3.0	2	0	0	0	0	1	1	0	0	.200
2022	Injured – Did not pitch																		
2023	Reading	4-5	5.03	17	16	0	0	0	82.1	84	48	46	12	2	30	80	4	1	.267
	Lehigh Valley	0-2	4.69	9	9	0	0	0	40.1	51	30	21	1	3	22	30	1	0	.315
2024	Lehigh Valley	8-5	5.08	20	20	2	0	0	118.2	117	71	67	14	2	49	100	7	1	.258
	PHILLIES	4-1	6.87	8	7	1	#1	0	36.2	45	28	28	9	2	7	28	0	0	.300
Minors Totals		43-45	4.37	154	134	3	0	1	717.0	732	393	348	67	27	207	640	57	2	.262
ML	Totals	4-1	6.87	8	7	1	1	0	36.2	45	28	28	9	2	7	28	0	0	.300

Tied for league lead

PHILLIPS' CAREER TRANSACTIONS

- Selected by Texas Rangers in 16th round of 2015 MLB Draft
- Claimed off waivers by Philadelphia, July 24, 2021

PHILLIPS' CAREER FIELDING

POSITION	PCT	G	PO	A	E	TC	DP
Pitcher	1.000	8	3	4	0	7	0

PHILLIPS' GAME HIGHS

LOW-HIT CG: 4 – 7/27/24 vs CLE... **SHUTOUTS:** 1 – 7/27/24 vs CLE... **STRIKEOUTS:** 7 – 7/7/24 at ATL... **WALKS:** 3 – 8/2/24 at SEA... **LONGEST OUTING:** 9.0 inn. – 7/27/24 vs CLE... **WINNING STREAK:** 3 games – 7/13-27/24... **LOSING STREAK:** N/A... **SCORELESS STREAK:** 15.0 inn. – 7/21-27/24





2024

- Began the season with Rocket City (AA) in LAA's organization
- Released by LAA on 7/1
- Signed by PHI on 7/16 and transferred to Clearwater (A) on 7/28
- Promoted to Lehigh Valley (AAA) on 8/6 and appeared in 10 games (5 GS) for the IronPigs

2023

- Spent most of the season with Mississippi (AA)
- Ranked 7th in the Southern League in strikeouts and had 3 double-digit strikeout games
- Named SL Pitcher of the Week, 8/28-9/3 (1 GS, 7.0 IP, 0 R, 1 H, 0 BB, 12 SO)
- Promoted to Gwinnett (AAA) on 9/7 and appeared in 3 games (2 GS)
- Led all ATL minor leaguers in strikeouts (140), ranked 2nd in starts (25) and was T-2nd in IP (127.0)

2022

- Made 26 starts for Mississippi
- His lone appearance for Gwinnett came in a start on 9/27 vs Louisville (3.0 IP, 5 SO)
- Was recalled by ATL on 9/24 but did not appear in a game before being optioned to Gwinnett on 9/26

2021

- Began the season with Rome (A) and appeared in 15 games (14 GS)
- Promoted to Mississippi on 8/3 and made 7 starts
- Combined to allow 1 unearned run in 7.0 innings (2 G/1 GS) in the double-A postseason

2020

- Did not pitch

2019

- Spent his third straight season with Rome
- His first four appearances came in relief

2018

- Pitched for Rome for the second consecutive season
- Among all ATL minor league pitchers, ranked 8th in innings and 10th in strikeouts & SO/BB ratio (3.39)
- Named Rome's Pitcher of the Month in August (2.12 ERA, 6 GS, 8 ER, 34.0 IP, 33 SO)

2017

- Spent his first season with Rome and appeared in 15 games (13 GS)

2016

- Pitched for Gulf Coast League Braves (R)

2015

- Began professional career with GCL Braves

PERSONAL

Alan Eduardo Rangel (pronounced rahn-HELL)... Married, wife's name is Carol... Was a member of Mexico's pitcher pool for 2023 World Baseball Classic, but did not pitch in the tournament... Attended school at COBACH Nuevo Hermosillo in Hermosillo, Mexico before signing with Braves... **Hobby:** Video games... **Signed by:** Manuel Sameniago

ALAN RANGEL'S CAREER STATISTICS

YEAR	CLUB	W-L	ERA	G	GS	CG	SHO	SV	IP	H	R	ER	HR	HB	BB	SO	WP	BK	AVG
2015	GCL Braves	0-2	6.31	14	1	0	0	0	25.2	31	22	18	3	0	9	23	1	1	.295
2016	GCL Braves	3-1	3.28	12	9	0	0	0	46.2	42	17	17	2	4	10	47	4	1	.241
2017	Rome	2-6	4.71	15	13	0	0	0	70.2	82	38	37	5	3	14	48	8	0	.299
2018	Rome	5-7	4.09	25	22	0	0	0	125.1	121	62	57	12	10	31	105	6	1	.248
2019	Rome	10-7	4.51	28	24	1	0	0	131.2	142	77	66	10	5	47	121	9	2	.271
2020	Did not pitch																		
2021	Rome	4-5	3.57	15	14	0	0	0	70.2	54	39	28	8	4	21	95	6	1	.205
	Mississippi	3-2	4.50	7	7	0	0	0	34.0	28	17	17	3	0	5	41	1	0	.220
2022	Mississippi	5-8	5.26	26	26	0	0	0	114.2	122	74	67	15	5	50	139	7	0	.270
	Gwinnett	0-0	6.00	1	1	0	0	0	3.0	4	2	2	0	0	2	5	1	0	.308
2023	Mississippi	3-15	4.66	23	23	0	0	0	112.0	104	62	58	16	3	41	128	5	3	.240
	Gwinnett	1-1	4.20	3	2	0	0	0	15.0	12	7	7	2	0	9	12	0	0	.214
2024	Rocket City	2-0	2.61	4	4	0	0	0	20.2	15	7	6	2	1	5	25	1	1	.200
	ACL Angels	0-0	6.75	3	3	0	0	0	5.1	5	4	4	0	0	1	8	0	0	.238
	Clearwater	0-0	0.00	1	1	0	0	0	2.0	1	0	0	0	0	0	4	0	0	.143
	Lehigh Valley	1-2	4.30	10	5	0	0	0	29.1	23	16	14	4	0	8	25	1	0	.217
Minors Totals		39-56	4.44	187	155	1	0	0	806.2	786	444	398	82	35	253	826	50	10	.252

Tied for league lead

RANGEL'S CAREER TRANSACTIONS

- Signed by Atlanta Braves as non-drafted free agent, July 2, 2014
- Signed by Los Angeles Angels as a minor league free agent, November 17, 2023
- Signed by Philadelphia as a minor league free agent, July 16, 2024





B-T: R-R
HT: 6-1; **WT:** 212
OPENING DAY AGE: 34
BORN: March 18, 1991, Del City, OK
RESIDES: Nichols Hills, OK
ML SERVICE: 10 years, 38 days
HOW OBTAINED: Acquired from Miami Marlins for Jorge Alfaro, Sixto Sánchez, Will Stewart and international bonus pool money, 2/7/19
CONTRACT STATUS: Signed a five-year contract on 1/29/21, taking him through 2025

2024

- His 3.45 catcher's ERA led the National League and ranked 4th in MLB
- Per Statcast, was the fastest catcher in the NL with a 28.4 ft/sec sprint speed, tied with BOS' Connor Wong for fastest in MLB
- Per Statcast, ranked T-1st in MLB with a 1.85 second average pop time to 2B, tied with SF's Patrick Bailey for fastest in the NL
- Named a Silver Slugger Award finalist for the fourth straight season
- Hit his 100th HR as a Phillie on 4/28 at SD
- Reached base safely in a career-high 21 straight games from 4/28-5/28 (30 H, 5 BB)
- His career-high 17-game hitting streak from 5/4-28 (.351/.385/.527) was the longest by a Phillie who primarily plays catcher since at least 1900
- His HR on 5/22 vs TEX was the 14,000th HR in Phillies franchise history
- On the 10-day IL from 6/10-7/19 with right knee pain; underwent right knee meniscectomy surgery on 6/12
- Appeared in his 1,200th ML game on 8/3 at SEA, the third active catcher with at least as many games played (Perez, 1,552 and Grandal, 1,307)
- Reached 10 years of ML service time on 8/8 vs ARI; hit his farthest HR of the season (430 ft.) and collected his 1,200th ML hit
- On 8/24 at KC, became the first catcher in Phillies history with two 3-run HR in a game
- His career-high 7 RBI on 8/24 at KC tied a club record among catchers (Ruiz, 5/2/12)
- Gave the Phillies their 10th walk-off win of the season on 9/15 vs NYM with his sixth career walk-off hit (1B) and first since 9/21/21 vs BAL
- In the postseason, started at catcher in all 4 games of the NLDS vs NYM

2023

- Named a Rawlings Gold Glove Award finalist and Silver Slugger Award finalist
- Led MLB for the sixth straight season with an average pop time to 2nd base of 1.83 seconds
- Led MLB with 133 games played at catcher and 1142.0 innings caught
- Had the most putouts (1,190) ever by a ML catcher in a single season, surpassing Yasmani Grandal (1,169 in 2019)
- Was the only catcher in the majors to have thrown out 10+ attempted base stealers (17, T-4th in NL) and steal 10+ bases (16)
- Became the first catcher in Phillies history with three 20-HR seasons (2019, 2022-23)

REALMUTO PHAST PHACTS

- 3-time NL All-Star (2018-19; 21)
- 3-time NL Silver Slugger Award winner (2018-19; 22)
- 2-time NL Gold Glove Award winner (2019; 22)
- Part of 2018 MLB Japan All-Star Series
- 2019 & 2022 All-MLB First Team
- 2020 All-MLB Second Team
- Joined Lou Gehrig as the only players in MLB history to homer in the ASG (2021), hit an inside-the-park HR (2022) and hit for the cycle (2023)
- Became the eighth Phillies player to hit for the cycle on 6/12 at ARI (9th time, last, David Bell on 6/28/04 vs MTL); was the 17th catcher in MLB history to accomplish the feat and the first since George Kottaras on 9/3/11 at HOU with MIL
- Tallied 2 SB on 4/23 vs COL and 5/16 at SF, the first time in his career with 2 such games in a single season
- Hit .400 (14-35) in 10 games during his seventh career double-digit hitting streak from 5/5-17
- Played his 500th game as a Phillie on 5/15 at SF
- His 7 XBH (also, 8/13-16/19) and 7 runs scored from 6/12-16 (1.438 SLG) were the most in any 4-game span of his career
- Per Elias, his 6 XBH from 6/12-14 at ARI were tied with Carlos Ruiz (4/21-24/14) for the most by a Phillies catcher in a series of any length
- Caught Michael Lorenzen's no-hitter on 8/9 vs WSH, the 14th in Phillies history and his second career no-hitter (Edinson Volquez, 6/3/17 vs ARI w/ MIA)
- Hit 3 HR during the postseason; his 6 career postseason HR are the most by a Phillies catcher in team history, surpassing Carlos Ruiz, who previously had 4 postseason HR as a catcher for the Phils
- His 12 RBI were T-6th-most for a single postseason in Phillies history with Rhys Hoskins (2022)

2022

- Became only the second catcher in ML history with 20 HR and 20 SB, joining Hall of Famer Ivan Rodriguez (1999)
- Won his third career Louisville Silver Slugger Award and his second Rawlings Gold Glove Award
- Named All-MLB First Team for second time (2019)
- Finished 7th in NL MVP voting
- Led MLB with 1281.2 innings at catcher between the regular season and postseason, which was 240.0 innings more than HOU's Martin Maldonado, who ranked 2nd at 1041.2

- Finished with 6.5 fWAR, which at the time ranked 3rd in MLB history for a catcher aged 31 or older, behind only Hall of Famers Roy Campanella (7.7 in 1953) and Gary Carter (6.7 in 1985)
- Set career highs in RBI (84) & GW RBI (13) and tied his career high in GA RBI (18)
- Hit .328 with a .688 SLG against four-seam fastballs
- Slashed .307/.367/.583 in 60 games following the All-Star break after slashing .252/.323/.399 in 79 games before
- Led the NL in fWAR following the All-Star break at 3.7 and ranked 3rd in MLB behind only Aaron Judge (6.6) and Adley Rutschman (3.9)
- Threw out 27 attempted base stealers, most in MLB (next: Keibert Ruiz with 18)
- Per *Baseball Prospectus*, led all MLB catchers in Fielding Runs Above Average (20.5) and Blocking Runs (0.8) and ranked 9th in Framing Runs (10.2)
- Was on the restricted list, 7/12-13
- Tied his career high with 5 hits on 9/20 vs TOR
- Became the first catcher to hit an inside-the-park HR in the postseason in Game 4 of the NLDS vs ATL (Collin McHugh) on 10/15
- Made his first career World Series appearance in Game 1 on 10/28 at HOU (2-4, 2B, HR, 3 RBI, R, BB)
- Homered against Luis Garcia in the 10th inning in Game 1 and became the fourth ML catcher ever to hit a HR in extra innings during the World Series and first since BOS' Carlton Fisk (walk-off HR in 12th inning) on 10/21/75 vs CIN (Game 6)
- With his HR on 10/28, became the first player in franchise history to hit a HR in extra innings during a World Series game
- Became the first player in ML history to hit an inside-the-park HR and an extra-inning HR in the same postseason, per Elias

2021

- Made his third career All-Star team (also: 2018-19) and started at catcher (in place of Buster Posey) for the NL
- Was a finalist for the Rawlings Gold Glove Award and Louisville Silver Slugger Award at catcher
- Among NL catchers, finished 1st in triples (4), T-1st in doubles (23), 2nd in hits (114) & XBH (43), T-2nd in RBI (66), 3rd in AVG (.268) & OPS (.804), 4th in runs (58) & SLG (.453) and 5th in HR (16) & OBP (.351)
- Led qualifying ML catchers in fielding percentage (.999)
- His 4.4 WAR (FanGraphs) ranked 13th among NL position players
- Per *Baseball Prospectus*, led all MLB catchers in Fielding Runs Above Average (14.8) and Framing Runs (13.8) and ranked 3rd in Blocking Runs (0.7)
- Had a career-best 48 walks
- Reached base safely in 12 consecutive games from 4/13 (gm 2)-26
- Walked in a career-high 5 straight games, 4/17-21
- Was on the COVID-related IL, 5/13
- Was on the 10-day IL with a left hand contusion, 5/18-28
- Slugged his 100th career HR, 6/6 vs WSH (Tanner Rainey)
- On 7/8 at CHI, had a career-high 3 walks & became the first Phillie catcher to steal home since Carlos Ruiz did so on 6/26/07 vs CIN
- In the All-Star Game at Coors Field on 7/13, homered off DET's LHP Gregory Soto in the 5th inning; became the first Phillie catcher and the fifth Phillie ever to homer in an ASG, joining Johnny Callison (1964), Dick Allen (1967), Greg Luzinski (1977) and Mike Schmidt (1981)
- Slugged a walk-off HR off Yimi Garcia in the 10th inning on 7/17 vs MIA (game was suspended on 7/17 due to rain and completed on 7/18); was his second-career walk-off HR (other: 9/19/17 vs NYM)

MOST fWAR AMONG ALL CATCHERS (2018-24)

1.	J.T. REALMUTO	27.9
2.	Will Smith	18.5
3.	Yasmani Grandal	17.1
4.	Willson Contreras	16.7
5.	Sean Murphy	16.3

- Became the first Phillies player to end the completion of a suspended game with a walk-off HR since Wally Post did so, 9/9/1958 vs LAD (10 inn.)
- Tied his career high with 5 hits on 8/1 at PIT
- Recorded the 10th walk-off triple by a Phillies player in the live ball era (since 1920) on 9/21 vs BAL; it was the first walk-off triple by a Phillies catcher since Walt Lerian on 6/19/28
- Collected 3 hits and 4 RBI off the bench on 9/23 vs PIT; since 1901, became just the sixth Phillie to do so (last: Chase Utley, 7/22/04 vs FLA)
- Batted .293 (34-116) with 6 doubles, 1 triple, 4 HR, 52 RBI, 18 walks and an .878 OPS with RISP
- Was 7-for-35 (20.0%) in throwing out attempted base stealers in 118 games (112 starts) at catcher
- Appeared in 16 games (7 starts) at 1st base

2020

- Selected to All-MLB Second Team
- Ranked T-8th in the NL in HBP (6) & infield hits (8)
- Among ML catchers, ranked T-1st in HR (11) and T-2nd in RBI (32) & XBH (17)
- Was T-5th in MLB in HR with 2 strikes (7)
- In the modern era (since 1900), became just the second Phillie whose primary position was catcher to homer 5 times in his first 10 games of a season (other: Darren Daulton in 1994)
- Became the first Phils catcher to hit 9 HR over the team's first 25 G of a season & the first Phillie since Chase Utley (10) in 2008
- Hit 10 HR in his first 35 games of the season; in the modern era, that was tied for the fewest games to 10 HR by a Phillie whose primary position was catcher, matching Stan Lopata in 1956 (10 HR in 35 games)
- Collected 8 HR and 22 RBI in August, both career bests for him in a calendar month
- Became the fourth Phillie in the modern era to be hit by a pitch in 3 straight games (8/29-31), joining Chase Utley (4 G, 5/9-13/14), Carlos Ruiz (3 G, 7/5-8/11) and Aaron Rowand (3 G, 4/28-30/07)
- On 9/2 vs WSH, logged his fourth career game with multiple stolen bases
- Slashed .386/.500/.591 in 54 plate appearances against LHP
- Made starts at catcher (35), DH (8) and 1st base (2)
- Was 4-for-19 (21.1%) in throwing out attempted base stealers

2019

- Won his first career Rawlings Gold Glove Award and his second consecutive Silver Slugger Award for catchers
- Became the first Phillies catcher to win both awards in the same season & the first Phillie to do so since Jimmy Rollins in 2007
- Named the catcher for the inaugural All-MLB First Team
- Among all NL players, finished T-1st in grand slams (2), T-5th in SF (8) and 7th in fWAR (5.7)
- Became only the third catcher in MLB history with 90 runs, 35 doubles and 25 home runs in a season, joining Hall of Famer Johnny Bench (1970 and 1974) and Jorge Posada (2000)

- Set career highs in games (145), at-bats (538), doubles (36), HR (25), runs (92), XBH (64), TB (265), GA RBI (18) and SF (8); led all ML catchers in a number of offensive categories
- Played in his second career and second consecutive All-Star Game on 7/9 at Progressive Field
- Collected the most doubles (36) ever in a season by a Phillies catcher (previous: Darren Daulton, 35 in 1993)
- Was one of 5 Phillies catchers all-time to hit at least 25 HR in a season, joining Stan Lopata (32 in 1956), Mike Lieberthal (31 in 1999), Benito Santiago (30 in 1996) and Daulton (27 in 1992)
- His 64 XBH were T-3rd all-time among Phillies catchers in a season
- Had the 4th-most runs scored (92) in a season by a Phillies catcher
- Made the most starts by a Phillies catcher since 1999 (Mike Lieberthal, 138)
- Hit 15 HR in 60 games following the All-Star break after hitting 10 HR in 85 games prior to the break
- Was 37-for-86 (43.0%) in throwing out attempted base stealers
- Led all ML catchers with 37 attempted base stealers thrown out; no Phillies catcher had thrown out more in a season since 1993 (Daulton, 40)
- His 37 attempted base stealers thrown out was a new career high (previous: 22 in 2016)
- Selected by the MLBPA as the club's Heart & Hustle Award winner
- Hit his first career HR as a Phillie on 3/30 vs ATL (Wes Parsons)
- Collected 2 hits and 4 RBI in the 1st inning on 4/16 vs NYM; was the first Phillie to do that in an inning since 9/2/10 at COL (Chase Utley, 2 H and 5 RBI in 7th inn.)
- His 16-pitch PA in the 1st inning on 4/25 vs MIA was the longest by a Phillie since Mickey Morandini had a 16-pitch PA on 9/26/92 vs STL (gm 1) off Joe Magrane
- Slugged his first career pinch-hit HR on 5/19 vs COL (Bryan Shaw)
- Was on the paternity leave list, 7/12, for the birth of his second daughter
- On 8/14 vs CHI (Alec Mills), slugged his fourth career grand slam (second of the year; other: 7/28 vs ATL); became the first Phillie with 2 grand slams as a catcher in a season since 1996 (Santiago, 2)
- Caught a career-high 3 runners attempting to steal on 8/26 vs PIT; his 3 attempted base stealers thrown out in that game marked the first time a Phillies catcher did so in a game since 9/15/07 at NYM (Chris Coste, 3)
- On 8/28 vs PIT, became the first Phillies catcher to collect a triple and a HR in the same game since Lieberthal did so on 5/22/99 at NYM; tripled and homered as a catcher in the same game again on 9/5 at CIN
- Made 133 starts: 130 at catcher, 2 at 1st base and 1 as DH

2018

- Ranked 1st in at-bats (477), runs (74), hits (132), doubles (30), AVG (.277), SLG (.484) & XBH (54), T-1st in RBI (74), 2nd in HR (21) & OBP (.340) and T-3rd in triples (3) among all NL players whose primary position was catcher
- Named to his first career NL All-Star team (0-0, R, 2 BB)
- Won the Silver Slugger Award for NL catchers
- Slashed .298/.360/.515 in 413 plate appearances vs RHP
- Began the season on the IL while recovering from a low back contusion sustained during spring training
- Had a rehab assignment with Jupiter (A), 4/14-16, before being activated on 4/17

- Posted an .894 OPS over his first 80 games of the season (4/17-7/31)
- Collected a career-high 5 hits, 7/8 at WSH
- Batted .296 (29-98) with RISP
- Started 111 games at catcher and 8 at 1st base
- Following the season, was part of the MLB Japan All-Star Series (.176, 2B, 2 HR, 4 RBI in 4 games)

2017

- Recipient of the "Mr. Marlin" Award as voted by the South Florida chapter of the BBWAA
- Among all ML catchers, ranked 1st in runs (68), T-1st in triples (5), 2nd in hits (148) and 3rd in games
- Ranked 3rd in catcher pickoffs (5) and 5th in catcher caught stealing (21) in MLB
- Hit his second career inside-the-park HR, 8/24 at PHI (Jesen Therrien)
- Slugged his first career walk-off HR, 9/19 vs NYM (Paul Sewald)

2016

- Led the NL (2nd in MLB) in road AVG (.352); was 3rd-highest mark in MIA history
- His .303 AVG ranked 12th in the NL
- Batted .301 as a catcher, which ranked 4th in MLB behind Wilson Ramos (.309), Yadier Molina (.308) and Jonathan Lucroy (.306); set new MIA record, surpassing .300 mark by Ivan Rodriguez in 2003
- Made 124 starts at catcher
- Threw out 22 of 73 attempted base stealers (30.1%)
- Had three 4-hit games: 4/24 at SF, 6/18 vs COL and 7/4 at NYM
- On 5/3 vs ARI, was the first catcher in MIA history to start in the leadoff spot
- Hit leadoff 23 times overall, batting .330 (32-97), 7 2B, HR, .365 OBP
- Had a hit in 7 straight at-bats, 7/3-4
- Reached base safely in 17 straight games, 7/25-8/17 (.380 OBP)



2015

- Named MIA Rookie of the Year by the South Florida chapter of the BBWAA
- Selected to Topps MLB All-Star Rookie Team
- Recalled from New Orleans (AAA) on 4/13
- Led all ML catchers in triples (7) & SB (8) and ranked 6th in hits (114)
- Was 9th among ML rookies (6th in NL) in hits
- His 7 triples as a catcher were the most by a backstop since KC's Darrell Porter had 8 in 1979
- Had his first career multi-HR game on 9/8 vs MIL, with his second HR being an inside-the-park HR; was the first catcher with an inside-the-park HR as part of a multi-HR game since Gary Carter did so on 5/31/80 vs STL
- Set MIA record with 5 RBI in an inning (6th) on 8/12 vs BOS, and tied MIA record for most RBI in a game by a catcher (6; also: Charles Johnson - 6/23/95 at CIN)
- Made 116 starts at catcher
- Threw out 15 of 58 attempted base stealers (25.9%)

2014

- Named MIA's Minor League Player of the Year
- Shuttled between Jacksonville (AA) and MIA all season
- Ranked 8th in the Southern League in AVG (.299)
- Led the team in SB (18) and ranked 2nd in hits (112), doubles (25) & total bases
- Hit .346 in the SL playoffs as he helped lead the team to the league championship
- Made his ML debut in a start at catcher on 6/5 at TB (2-4, 3 RBI)
- Collected his first career double and triple in the same game, 9/26 at WSH (3-5, 2B, 3B, 4 RBI)

2013

- Played for Jacksonville
- Selected as a SL midseason All-Star
- Slugged a grand slam, 7/14 vs Mobile
- Collected a season-best 4 RBI twice: 7/14 vs Mobile and 8/18 at Chattanooga

2012

- Spent the season with Jupiter
- Selected as a Florida State League midseason All-Star
- Following the season, played for Phoenix in the Arizona Fall League and posted a .349 OBP over 14 games

2011

- Spent his second pro season with Greensboro (A)
- Slashed .299/.351/.519 with 12 HR and 36 RBI in 56 games following the All-Star break
- Went 4-for-5, 2 HR, 6 RBI on 8/23 vs West Virginia

2010

- Began his pro career with the Gulf Coast League Marlins (R)

PERSONAL

Jacob Tyler Realmuto (pronounced reel-MOO-toh)... Married Alexis Taylor (11/4/17); has two daughters, Gracie and Willa Mae, and two sons, Cash and Zane... 2010 graduate of Carl Albert High School (OK), where he played baseball, basketball and football and won two state championships in both baseball and football... **Hobbies:** Racquetball, hunting, fishing and ping-pong... **Signed by:** Steve Taylor

J.T. REALMUTO'S CAREER STATISTICS

YEAR	CLUB	AVG	G	AB	R	H	2B	3B	HR	RBI	SH	SF	HP	BB	SO	SB	CS	OBP	SLG	OPS	E
2010	GCL Marlins	.175	12	40	2	7	0	0	0	4	0	0	0	7	11	0	1	.298	.175	.473	0
2011	Greensboro	.287	96	348	46	100	16	3	12	49	1	0	6	26	78	13	6	.347	.454	.801	14
2012	Jupiter	.256	123	446	63	114	16	0	8	46	3	6	7	37	64	13	5	.319	.345	.664	15
2013	Jacksonville	.239	106	368	41	88	21	3	5	39	0	7	5	36	68	9	1	.310	.353	.663	8
2014	Jacksonville	.299	97	375	66	112	25	6	8	62	0	4	3	41	59	18	5	.369	.461	.830	7
	MIAMI	.241	11	29	4	7	1	1	0	9	0	0	0	1	8	0	0	.267	.345	.612	1
2015	New Orleans	.385	3	13	3	5	0	0	0	0	0	0	0	0	1	1	0	.385	.385	.770	0
	MIAMI	.259	126	441	49	114	21	7	10	47	1	4	2	19	70	8	4	.290	.406	.696	6
2016	MIAMI	.303	137	509	60	154	31	0	11	48	0	3	5	28	100	12	4	.343	.428	.771	10
2017	MIAMI	.278	141	532	68	148	31	5	17	65	0	3	8	36	106	8	2	.332	.451	.783	6
2018	Jupiter+	1.000	1	3	3	3	1	0	1	1	0	0	0	1	0	0	0	1.000	2.333	3.333	0
	MIAMI	.277	125	477	74	132	30	3	21	74	0	4	10	38	104	3	2	.340	.484	.825	7
2019	PHILLIES	.275	145	538	92	148	36	3	25	83	0	8	5	41	123	9	1	.328	.493	.820	9
2020	PHILLIES	.266	47	173	33	46	6	0	11	32	0	0	6	16	48	4	1	.349	.491	.840	2
2021	PHILLIES	.263	134	476	64	125	25	4	17	73	0	2	11	48	129	13	3	.343	.439	.782	2
2022	PHILLIES	.276	139	504	75	139	26	5	22	84	0	5	12	41	119	21	1	.342	.478	.820	9
2023	PHILLIES	.252	135	489	70	123	28	5	20	63	0	5	9	35	138	16	5	.310	.452	.762	2
2024	PHILLIES	.266	99	380	50	101	18	1	14	47	0	1	5	27	102	2	2	.322	.429	.751	5
Minors Totals		.269	438	1593	224	429	79	12	34	201	4	17	21	148	281	54	18	.336	.398	.734	44
ML Totals		.272	1239	4548	639	1237	253	34	168	625	1	35	73	330	1047	96	25	.329	.453	.782	59

+ Rehab assignment

REALMUTO'S WILD CARD SERIES STATISTICS

YEAR	CLUB, OPP	AVG	G	AB	R	H	2B	3B	HR	RBI	SH	SF	HP	BB	SO	SB	CS	OBP	SLG	OPS	E
2022	PHI, STL	.167	2	6	1	1	0	0	0	0	0	0	0	0	0	0	0	.375	.167	.542	0
2023	PHI, MIA	.375	2	8	2	3	1	0	1	1	0	0	0	0	0	0	0	.375	.875	1.250	0
WC Totals		.286	4	14	3	4	1	0	1	1	0	0	0	2	0	0	0	.375	.571	.946	0

REALMUTO'S DIVISION SERIES STATISTICS

YEAR	CLUB, OPP	AVG	G	AB	R	H	2B	3B	HR	RBI	SH	SF	HP	BB	SO	SB	CS	OBP	SLG	OPS	E
2022	PHI, ATL	.278	4	18	5	5	0	0	1	2	0	0	0	0	7	0	0	.278	.444	.722	0
2023	PHI, ATL	.214	4	14	1	3	1	0	1	5	0	0	1	1	5	0	1	.313	.500	.813	0
2024	PHI, NYM	.000	4	11	1	0	0	0	0	1	0	0	2	3	4	0	0	.313	.000	.313	0
DS	Totals	.186	12	43	7	8	1	0	2	8	0	0	3	4	16	0	1	.300	.349	.649	0

REALMUTO'S LEAGUE CHAMPIONSHIP SERIES STATISTICS

YEAR	CLUB, OPP	AVG	G	AB	R	H	2B	3B	HR	RBI	SH	SF	HP	BB	SO	SB	CS	OBP	SLG	OPS	E
2022	PHI, SD	.235	5	17	4	4	0	0	1	1	0	0	0	3	5	0	0	.350	.412	.762	0
2023	PHI, ARI	.259	7	27	4	7	2	0	1	6	0	0	0	0	8	0	0	.259	.444	.703	0
LCS	Totals	.250	12	44	8	11	2	0	2	7	0	0	0	3	13	0	0	.298	.432	.730	0

REALMUTO'S WORLD SERIES STATISTICS

YEAR	CLUB, OPP	AVG	G	AB	R	H	2B	3B	HR	RBI	SH	SF	HP	BB	SO	SB	CS	OBP	SLG	OPS	E
2022	PHI, HOU	.167	6	24	1	4	1	0	1	3	0	0	1	1	12	0	0	.231	.333	.564	0

REALMUTO'S ALL-STAR GAME STATISTICS

YEAR	CLUB, SITE	AVG	G	AB	R	H	2B	3B	HR	RBI	SH	SF	HP	BB	SO	SB	CS	OBP	SLG	OPS	E
2018	NL, WSH	---	1	0	1	0	0	0	0	0	0	0	0	2	0	0	0	1.000	---	---	0
2019	NL, CLE	.000	1	2	0	0	0	0	0	0	0	0	0	0	1	0	0	.000	.000	.000	0
2021	NL, COL	.500	1	2	1	1	0	0	1	1	0	0	0	0	1	0	0	.500	2.000	2.500	0
ASG	Totals	.250	3	4	2	1	0	0	1	1	0	0	0	2	2	0	0	.500	1.000	1.500	0

REALMUTO'S WORLD BASEBALL CLASSIC STATISTICS

YEAR	CLUB	AVG	G	AB	R	H	2B	3B	HR	RBI	SH	SF	HP	BB	SO	SB	CS	OBP	SLG	OPS	E
2023	USA	.500	4	12	1	6	2	0	0	2	0	1	1	1	0	0	0	.533	.667	1.200	0

REALMUTO'S CAREER TRANSACTIONS

- Selected by Florida Marlins in 3rd round of 2010 MLB Draft
- On injured list with a low back contusion, March 26-April 16, 2018; included rehab assignment to Jupiter, April 14-16
- Traded to Philadelphia for Jorge Alfaro (c), Sixto Sánchez (rhp), Will Stewart (lhp) and international bonus pool money, February 7, 2019
- On COVID-related injured list, May 13, 2021
- On injured list with a left hand contusion, May 18-28, 2021
- On injured list with right knee pain, June 10-July 19, 2024

REALMUTO'S CAREER FIELDING

POSITION	PCT	G	PO	A	E	TC	DP	PB
Catcher	.994	1146	9402	483	57	9942	79	63
First base	.993	51	249	17	2	268	22	

REALMUTO'S GAME HIGHS

HITS: 5 – 3 times, last: 9/20/22 vs TOR... **RUNS:** 3 – 17 times, last: 6/13/23 at ARI... **DOUBLES:** 3 – 6/4/22 vs LAA... **TRIPLES:** 1 – 34 times, last: 5/4/24 vs SF... **HOME RUNS:** 2 – 8 times, last: 8/24/24 at KC... **RBI:** 7 – 8/24/24 at KC... **WALKS:** 3 – 7/8/21 at CHI... **STOLEN BASES:** 3 – 9/30/22 at WSH... **HITTING STREAK:** 17 games – 5/4-28/24

REALMUTO'S NOTABLE HOMERS

GRAND SLAMS: 4 – 8/12/15 vs BOS (Robbie Ross); 6/23/18 at COL (Bryan Shaw); 7/28/19 vs ATL (Kevin Gausman); 8/14/19 vs CHI (Alec Mills)... **INSIDE-THE-PARK HR:** 2 – 9/8/15 vs MIL (Taylor Jungmann); 8/24/17 at PHI (Jesen Therrien)... **LEADOFF HR:** None... **PINCH HR:** 1 – 5/19/19 vs COL (Bryan Shaw)... **WALK-OFF HR:** 2 – 9/19/17 vs NYM (Paul Sewald); 7/17/21 vs MIA (Yimi Garcia)



77

Caleb
RICKETTS

C

@calebricketts_

B-T: L-R

HT: 6-4; **WT:** 231

OPENING DAY AGE: 24

BORN: May 10, 2000, Newport Beach, CA

RESIDES: Newport Beach, CA

HOW OBTAINED: Selected by Phillies in 7th round of 2022 MLB Draft

Non-Roster Invitee

2024

- Spent the entire season with Reading (AA)
- Started 69 games at catcher and four as the DH
- Was on the IL 3 times: 5/5-11 with left knee discomfort, 6/13-24 with a concussion and 9/5-end of season with a left thumb contusion
- Posted a .413 OBP in 15 May games (63 PA)
- In 11 games during the month of June, posted a .795 OPS in 45 plate appearances

2023

- Named a Phillies Organization All-Star by MiLB.com
- Started the season with Clearwater (A) and slashed .368/.390/.547 (.937 OPS) in 23 games
- Had the 2nd-most RBI in the Florida State League in April (17)
- Promoted to Jersey Shore (A) on 5/9
- Combined to slash .270/.324/.387 (.711 OPS) in 70 games
- On the IL with right wrist inflammation, 6/4-8/4; included rehab assignments to Clearwater and Florida Complex League Phillies (R)

- Played for Scottsdale in the Arizona Fall League following the season

2022

- Began professional career with Clearwater
- Had 4 hits in his pro debut on 8/2 at Tampa
- Recorded a .994 fielding percentage in 17 games at catcher (166 chances)
- Participated in Florida Instructional League

PERSONAL

Caleb Jordan Ricketts... 2022 graduate of University of San Diego (CA)... 2018 graduate of Orange Lutheran High School (CA)... Named 2022 West Coast Conference (WCC) Player of the Year... In his final collegiate season, was named to the All-WCC First Team and posted a slash line of .318/.382/.382 with 13 2B, 16 HR and 55 RBI... **Hobbies:** Going to the beach and being outdoors... **Signed by:** Zach Friedman

CALEB RICKETTS' CAREER STATISTICS

YEAR	CLUB	AVG	G	AB	R	H	2B	3B	HR	RBI	SH	SF	HP	BB	SO	SB	CS	OBP	SLG	OPS	E
2022	Clearwater	.259	22	81	13	21	0	0	3	10	0	0	2	11	30	0	0	.362	.370	.732	1
2023	Clearwater	.368	23	95	16	35	10	2	1	23	0	1	1	3	13	2	2	.390	.547	.937	3
	Jersey Shore	.218	44	170	21	37	1	2	3	25	0	1	2	15	35	4	2	.287	.300	.587	4
	FCL Phillies	.222	3	9	0	2	1	0	0	2	0	0	0	2	1	0	0	.364	.333	.697	0
2024	Reading	.219	75	260	40	57	8	1	7	31	0	3	13	32	61	1	0	.331	.338	.669	4
Minors Totals		.247	167	615	90	152	20	5	14	91	0	5	18	63	140	7	4	.332	.364	.696	12

RICKETTS' CAREER TRANSACTIONS

- Selected by Philadelphia in 7th round of 2022 MLB Draft



85

Gabriel
RINCONES JR.

OF
 @gabriel_rinconesjr
 @gRinconesJr

B-T: L-R
HT: 6-3; **WT:** 231
OPENING DAY AGE: 24
BORN: March 3, 2001, Boynton Beach, FL
RESIDES: Boca Raton, FL
HOW OBTAINED: Selected by Phillies in 3rd round of 2022 MLB Draft

Non-Roster Invitee

2024

- Named an Eastern League All-Star after slashing .263/.357/.487 (.844 OPS) in 59 games with Reading (AA)
- Among EL hitters (min. 250 PA), ranked 6th in SLG and 10th in OPS
- Slashed .300/.417/.600 (1.017 OPS) in 13 April games (60 PA) and his OPS in the month ranked 4th in the EL (min. 50 PA)
- Was on the IL with a right thumb sprain, 4/25-7/18; included rehab assignment with Florida Complex League Phillies (R)
- Had 2 on-base streaks of 17 games (4/5-7/24; 8/25-9/15) and 1 streak of 15 games (8/7-23)
- Was selected to MLB Pipeline Prospect Team of the Week, 8/5-11
- Homed in 3 straight games (8/9-10 game 2)
- Played for Glendale in the Arizona Fall League following the season; posted a .367 OBP in 22 games and had more walks (11) than strikeouts (7)
- Following the season, was ranked as the No. 8 prospect in the Phillies system by *Baseball America*

2023

- Began the season with Clearwater (A)
- Among all Phillies minor leaguers, ranked T-1st in 2B (31), 2nd in runs (81), T-3rd in SB (32), 7th in BB (61) and 10th in RBI (60)

- Named Phillies Minor League Player of the Month for April, batting .268/.409/.521 (.930 OPS) with 19 hits, 6 doubles, 4 HR, 10 RBI, 14 walks and 13 SB
- Named Florida State League Player of the Week, 4/24-30
- Promoted to Jersey Shore (A), 6/12
- Played in 3 postseason games
- Played for Scottsdale in the Arizona Fall League following the season
- Named an AFL Rising Star and participated in the Home Run Derby

2022

- Missed the entire season with a right shoulder tear
- Following the season, was named the No. 7 prospect in the Phillies system by *Baseball America*

PERSONAL

Gabriel Alejandro Rincones Jr... Engaged, fiancée's name is Courtney... Attended Florida Atlantic University and St. Petersburg College (FL)... 2019 graduate of H.B. Plant High School (FL)... In his final collegiate season at Florida Atlantic University, slashed .346/.451/.658 with 17 2B, 19 HR and 69 RBI in 58 games... Played for Great Britain in the 2021 European Championships... **Hobby:** Video games...

Signed by: Victor Gomez

GABRIEL RINCONES JR.'S CAREER STATISTICS

YEAR	CLUB	AVG	G	AB	R	H	2B	3B	HR	RBI	SH	SF	HP	BB	SO	SB	CS	OBP	SLG	OPS	E
2022	Did not play																				
2023	Clearwater	.264	48	178	31	47	13	2	5	21	0	0	8	28	55	24	3	.388	.444	.832	0
	Jersey Shore	.238	72	281	50	67	18	1	10	39	0	1	4	33	79	8	3	.326	.416	.742	2
2024	Reading	.263	59	224	35	59	15	1	11	29	0	1	3	30	66	20	7	.357	.487	.844	4
	FCL Phillies	.167	9	30	6	5	1	0	0	3	0	1	1	4	8	3	0	.278	.200	.478	0
Minors Totals		.250	188	713	122	178	47	4	26	92	0	3	16	95	208	55	13	.349	.436	.785	6

RINCONES JR.'S CAREER TRANSACTIONS

- Selected by San Diego Padres in 19th round of 2021 MLB Draft, but did not sign
- Selected by Philadelphia in 3rd round of 2022 MLB Draft



2024

- Made his first career Opening Day roster and appeared in a career-high 120 games over his 2 stints with the Phillies
- Also set single-season career highs in HR, doubles, triples, XBH, RBI, runs scored, hits, walks and stolen bases
- Per Statcast, ranked 2nd in MLB (1st in NL) with an average sprint speed of 30.1 ft/sec (100th percentile)
- Ranked T-3rd in the National League in sac hits (8), T-4th in infield hits (23) and T-14th in stolen bases (25)
- His 6 outfield assists were tied with Brandon Marsh for the team lead and ranked T-10th in the NL
- The Phillies were 29-10 (.744) when he scored a run
- Stole a base in a career-high 4 straight games from 4/16-21 and was the first Phillie to do so since César Hernández from 6/28-30/15
- Had a season-high 6-game hitting streak from 4/17-24 where he slashed .455/.500/.591 with a 1.091 OPS
- Played the 100th game of his ML career on 5/21 vs TEX and collected his 100th career hit on 7/26 vs CLE
- Slashed .382/.417/.500 (.917 OPS) in 8 games with Lehigh Valley (AAA) from 6/18-27
- His HR on 7/13 vs OAK was the farthest (396 ft.) and hardest-hit (102.0 mph) of his career
- Made 8 putouts on 7/20 at PIT, 6 of which came in the first 3 innings, the most putouts by a Phillies CF through 3 innings since at least 1974
- Tallied career highs in both doubles (3) and runs (3) on 9/6 at MIA
- On 9/23, was the first Phils position player with 2 sac hits in a game since Freddy Galvis on 6/23/16 and first Phillies OF to do so since Juan Pierre on 9/29/12
- Started in CF in Games 1-3 of the NLDS vs NYM; went 1-for-5 (.200) with a walk and a stolen base
- Played for Gigantes del Cibao of the Dominican Winter League after the season; earned a Gold Glove Award and was named Rookie of the Year after slashing .295/.382/.389 in 27 games
- Set a DWL record with 23 straight stolen bases without being caught

2023

- Made his ML debut, appearing in 59 games for the Phillies and started all 13 games in the postseason
- Was the recipient of the Paul Owens Award, presented annually to the organization's top minor league player
- Entered the season ranked as the No. 6 prospect in the Phillies minor league system according to MLB.com
- Slashed .306/.361/.484 (.845 OPS) in 76 games with 9 HR, 45 RBI and 30 SB for Reading (AA) prior to his call-up on 7/14
- Per Sports Info Solutions, led all MiLB center fielders with 16 defensive runs saved at the time of his call-up; no other MiLB center fielder had more than 4 DRS

- Made his ML debut on 7/15 vs SD (gm 1), becoming the youngest Phils center fielder (22 yrs, 335 days) to start a game since Lonnie Smith (10/1/78, 22 yrs, 283 days)
- Became the first Phillie with an outfield assist in his ML debut since Jackie Mayo on 9/19/48
- Was the first Phillie since Lonnie Smith in 1978 with an outfield assist and a stolen base prior to their first ML hit; the last major leaguer to accomplish both feats before a hit was PIT's Adrian Brown in 1997
- Singled in the 5th inning on 7/15 vs SD (gm 2) for his first ML hit (Ryan Weathers) and went 3-for-4 with 2 RBI
- Registered 9 putouts in CF on 8/9 vs WSH, including the final out of Michael Lorenzen's no-hitter, becoming the first Phillie outfielder with 9 putouts in any game since Odúbel Herrera on 8/29/15; per Elias, it was the most putouts by an outfielder in a no-hitter in the modern era (since 1900)
- Hit his first ML HR on 8/11 vs MIN off position player Jordan Luplow & his second career HR on 9/18 at ATL off Kyle Wright
- Named SIS/Fielding Bible Defensive Player of the Month for August, leading all players with 11 defensive runs saved, 5 more than the next closest center fielder
- Registered his first career walk-off hit with an RBI single in the 10th inning on 9/26 vs PIT to clinch a spot in the postseason, becoming the first player in Phillies history and first MLB rookie since Alfonso Soriano (NYY) in 1999 with a walk-off RBI on the same day his team clinched the postseason
- On 10/3 in Game 1 of the NLWCS vs MIA, became the youngest Phils hitter to start a postseason game since Milt Stock in Game 1 of the 1915 World Series
- On 10/16 in Game 1 of NLCS vs ARI (2B), became 2nd-youngest Phillie with an XBH in a postseason game (Milt Stock, 10/11/1915)

2022

- Was a non-roster invitee to ML spring training
- Began the year with Jersey Shore (A) before being promoted to Reading on 6/30
- Went 62-for-67 in stolen base attempts (92.5%)
- His 62 steals led all Phillies minor leaguers and ranked 8th in MiLB
- In 130 combined games between both levels, slashed .244/.309/.354 with 82 runs, 20 doubles, 7 triples and 7 home runs
- Played for Surprise in the Arizona Fall League and started 12 games in CF; slashed .310/.423/.452 with 8 walks to 8 strikeouts in 52 plate appearances and went 13-for-13 in stolen base attempts
- Following the season, was ranked as the No. 5 prospect in the Phillies minor league system by *Baseball America*

2021

- Was a non-roster invitee to ML spring training
- Began the season with Clearwater (A), where he spent most of the year
- Promoted to Jersey Shore, 9/2
- Led all Phillies minor leaguers in stolen bases (34), was 2nd in runs (69) and 3rd in hits (100)
- Among Low-A Southeast hitters, finished 1st in sacrifice hits (4) and 5th in steals (25)
- Named Phillies Minor League Hitter of the Month for September
- Reached base safely in 15 of his 17 games with Jersey Shore
- Defensively, made starts in LF (3), CF (80) and RF (12)
- Following the season, was ranked as the No. 4 prospect in the Phillies organization by *Baseball America* and was rated as the best defensive outfielder in the Phillies minor league system by the same publication
- Participated in Florida Instructional League

2020

- Did not play
- Participated in FIL

2019

- Began the season with Gulf Coast League Phillies West (R)
- Tied for the league lead in triples (5) despite playing only 18 games
- Batted .333 (17-51) against RHP at the GCL level
- Promoted to Williamsport (A) on 7/19 for the remainder of the season
- Led the New York-Penn League in triples (6)
- Participated in FIL

2018

- Began his professional career with Dominican Summer League Phillies Red (R)
- Named a DSL All-Star
- Led the DSL with 14 outfield assists
- Finished 3rd in the DSL in hits (83), 4th in AB (259), T-7th in games (68) and T-9th in total bases (109)
- Led all Phillies short-season minor leaguers in AB and hits
- Hit .359 (28-78) with 4 doubles, 3 triples, 1 HR and 30 RBI with RISP
- Participated in FIL

PERSONAL

Johan Stiven Rojas... Has two sons, Johan Jr. and Stiven Jr...
Hobby: Video games... **Signed by:** Carlos Salas and Andr s Hiraldo

JOHAN ROJAS' CAREER STATISTICS

YEAR	CLUB	AVG	G	AB	R	H	2B	3B	HR	RBI	SH	SF	HP	BB	SO	SB	CS	OBP	SLG	OPS	E
2018	DSL Phillies-R	.320	68	259	42	83	12	4	2	31	2	5	8	18	37	19	8	.376	.421	.797	4
2019	GCL Phillies-W	.311	18	74	13	23	6	#5	0	4	0	0	1	9	12	3	2	.393	.527	.920	1
	Williamsport	.244	42	164	17	40	5	*6	2	11	0	1	2	5	29	11	4	.273	.384	.657	1
2020	Did not play																				
2021	Clearwater	.240	78	313	51	75	15	3	7	38	*4	3	5	26	69	25	6	.305	.374	.679	4
	FCL Phillies	.750	1	4	2	3	0	0	1	3	0	0	0	0	0	1	0	.750	1.500	2.250	0
	Jersey Shore	.344	17	64	16	22	3	1	3	11	0	1	2	7	8	8	3	.419	.563	.981	0
2022	Jersey Shore	.230	70	265	40	61	12	2	3	22	3	2	1	21	55	33	1	.287	.325	.612	2
	Reading	.260	60	235	42	61	8	5	4	16	3	0	5	21	44	29	4	.333	.387	.720	2
2023	Reading	.306	76	320	56	98	20	5	9	45	2	3	5	24	59	30	8	.361	.484	.845	5
	PHILLIES	.302	59	149	24	45	9	2	2	23	6	0	4	5	42	14	1	.342	.430	.772	2
2024	PHILLIES	.243	120	338	47	82	12	3	3	32	8	0	4	13	69	25	4	.279	.322	.601	2
	Lehigh Valley	.382	8	34	7	13	1	0	1	3	2	0	0	2	6	6	0	.417	.500	.917	0
Minors Totals		.277	438	1732	286	479	82	31	32	184	16	15	29	133	319	165	36	.336	.415	.751	19
ML Totals		.261	179	487	71	127	21	5	5	55	14	0	8	18	111	39	5	.298	.355	.653	4

* League leader
Tied for league lead

ROJAS' WILD CARD SERIES STATISTICS

YEAR	CLUB, OPP	AVG	G	AB	R	H	2B	3B	HR	RBI	SH	SF	HP	BB	SO	SB	CS	OBP	SLG	OPS	E
2023	PHI, MIA	.167	2	6	1	1	0	0	0	0	0	0	0	0	3	0	0	.167	.167	.334	0

ROJAS' DIVISION SERIES STATISTICS

YEAR	CLUB, OPP	AVG	G	AB	R	H	2B	3B	HR	RBI	SH	SF	HP	BB	SO	SB	CS	OBP	SLG	OPS	E
2023	PHI, ATL	.000	4	15	0	0	0	0	0	0	0	0	0	1	6	0	0	.063	.000	.063	0
2024	PHI, NYM	.200	3	5	0	1	0	0	0	0	0	0	0	1	1	1	0	.333	.200	.533	0
DS	Totals	.050	7	20	0	1	0	0	0	0	0	0	0	2	7	1	0	.136	.050	.186	0

ROJAS' LEAGUE CHAMPIONSHIP SERIES STATISTICS

YEAR	CLUB, OPP	AVG	G	AB	R	H	2B	3B	HR	RBI	SH	SF	HP	BB	SO	SB	CS	OBP	SLG	OPS	E
2023	PHI, ARI	.136	7	22	1	3	1	1	0	0	1	0	0	0	6	0	0	.136	.273	.409	0

ROJAS' CAREER TRANSACTIONS

- Signed by Philadelphia as an amateur free agent, January 18, 2018

ROJAS' CAREER FIELDING

POSITION	PCT	G	PO	A	E	TC	DP
Outfield	.989	173	354	9	4	367	3

ROJAS' GAME HIGHS

HITS: 3 – 6 times, last: 9/6/24 at MIA... **RUNS:** 3 – 9/6/24 at MIA... **DOUBLES:** 3 – 9/6/24 at MIA... **TRIPLES:** 1 – 5 times, last: 9/20/24 at NYM... **HOME RUNS:** 1 – 5 times, last: 7/13/24 vs OAK... **RBI:** 3 – 2 times, last: 8/15/24 vs WSH... **WALKS:** 1 – 18 times, last: 9/17/24 at MIL... **STOLEN BASES:** 2 – 2 times, last: 5/27/24 at SF... **HITTING STREAK:** 9 games – 9/15-26/23





68

Jordan
ROMANO

RHP

B-T: R-R

HT: 6-5; **WT:** 210

OPENING DAY AGE: 31

BORN: April 21, 1993, Markham, Ontario, Canada

RESIDES: Markham, Ontario, Canada

ML SERVICE: 5 years, 51 days

HOW OBTAINED: Signed by Phillies as a free agent, 12/9/24

CONTRACT STATUS: Signed a one-year contract on 12/9/24

2024

- Appeared in 15 games for TOR and went 8-for-9 in save opportunities (88.9%)
- Was on the IL with right elbow inflammation from 3/25-4/15; included a rehab assignment to Buffalo (AAA), 4/11-15
- Moved into sole possession of 3rd place on TOR's all-time saves list with his 105th on 5/29 at CWS
- Placed back on the IL on 5/30 with right elbow inflammation and missed the remainder of the season

2023

- Named an AL All-Star for the second straight season with TOR
- His 36 saves ranked 2nd in the AL and tied a career high (2022)
- Converted 26 straight saves from 5/26-9/22, setting a franchise record for the longest single-season save streak
- Had 26 saves before the All-Star break, setting a franchise record (B.J. Ryan, 24 in 2006)
- Was on the IL with lower back inflammation, 7/29-8/14; included a rehab assignment to Buffalo, 8/12-14

2022

- Selected as an All-Star for the first time in his career
- Set career highs in appearances and innings pitched
- Won the Tip O'Neill Award, presented annually by the Canadian Baseball Hall of Fame
- Converted his first 8 save opportunities which extended his franchise-record streak to 31 straight saves (5/11/21-4/22/22)
- Notched 6 saves in TOR's first 10 games
- Named AL Reliever of the Month for April (10 SV, 1.59 ERA) and July (7 SV, 0.84 ERA)
- Had a career-best 16.0-inning scoreless streak, 8/7-9/17
- Made his postseason debut in Game 2 of the AL Wild Card Series vs SEA

2021

- Went 23-for-24 in save opportunities; his 95.8% success rate led the AL and his 23 saves ranked 7th
- Among all AL relievers, ranked 7th in ERA, 8th in strikeouts and 9th in SO rate (33.6%)
- Set a career high in strikeouts (85)
- Per FanGraphs, his 3.82 Win Probability Added ranked 5th among all pitchers in MLB, behind only Josh Hader (5.05), Max Scherzer (4.37), Ranger Suárez (3.92) and Walker Buehler (3.84)
- Was on the IL from 4/14-23 with right ulnar neuritis
- Converted each of his final 23 save opportunities from 5/11-10/1

ROMANO PHAST PHACTS

- 2-time AL All-Star (2022 & 2023)
- 2-time AL Reliever of the Month (April & July 2022)

2020

- Pitched exclusively for TOR
- Named TOR's Rookie of the Year by the Toronto chapter of the BBWAA
- Among all AL relievers (min. 15 G), ranked 5th in ERA, 6th in SO rate (36.8%) and 9th in OPP AVG & OBP
- Had 21 strikeouts in 14.2 IP (12.89 SO/9.0 IP)
- Both of his ER allowed came on solo home runs
- Faced 29 batters and went 8.2 innings before allowing a hit, the longest streak in club history to begin a season
- Picked up his first ML win on 7/24 at TB
- Notched his first ML save on 8/21 at TB
- Placed on the IL with a right middle finger strain on 8/29 and missed the remainder of the season

2019

- Spent most of the season with Buffalo; also made 17 appearances for TOR over two stints and 1 appearance for Gulf Coast League Blue Jays (R) on a minor league rehab assignment
- Made his ML debut on 6/12 at BAL and became only the 13th Canadian-born player to ever debut for TOR and the 28th to play for the Blue Jays
- Had a career-best 5 strikeouts over 1.2 IP on 6/21 at BOS
- Averaged 12.33 SO/9.0 IP with TOR (21 SO, 15.1 IP)

2018

- Spent majority of the season with New Hampshire (AA) but also made 1 start for Buffalo
- Named an Eastern League midseason and postseason All-Star
- Named EL Pitcher of the Week on 7/22
- Made his triple-A debut in a start with Buffalo on 5/27 at Rochester
- Made 2 starts for New Hampshire in the postseason, helping secure an EL championship

2017

- Went 1-0 in 2 games for Italy in the World Baseball Classic
- Spent the entire season with Dunedin (A)
- Named a TOR Organization All-Star by MiLB.com
- Among all Florida State League pitchers, ranked 2nd in strikeouts, T-2nd in starts, 3rd in ERA and 5th in innings pitched
- Permitted only 2 home runs in 138.0 IP (0.13 HR/9.0 IP)

2016

- Pitched for Lansing (A)
- Made 14 starts and appeared once in relief
- Tossed his first professional CG (7.0 IP) in his first game back from Tommy John surgery on 6/13 vs Great Lakes
- Allowed only 3 home runs in 72.2 IP (0.37 HR/9.0 IP)

2015

- Missed the entire season while recovering from Tommy John surgery

2014

- Began pro career with GCL Blue Jays and Bluefield (R)

PERSONAL

Jordan Robert Romano... Married, wife's name is Samantha... Attended Father Michael McGivney Catholic Academy in Markham, Ontario... Pitched collegiately for Connors State College (OK) in 2013 and Oral Roberts University (OK) in 2014... **Hobby:** Golf... **Signed by:** Dallas Black

**JORDAN ROMANO'S CAREER STATISTICS**

YEAR	CLUB	W-L	ERA	G	GS	CG	SHO	SV	IP	H	R	ER	HR	HB	BB	SO	WP	BK	AVG
2014	GCL Blue Jays	0-0	0.00	2	0	0	0	0	3.0	2	0	0	0	0	4	1	0	0	.182
	Bluefield	1-1	2.16	11	0	0	0	0	25.0	19	7	6	0	2	9	33	3	1	.209
2015	Injured – Did not pitch																		
2016	Lansing	3-2	2.11	15	14	1	0	0	72.2	49	24	17	3	5	27	72	4	1	.191
2017	Dunedin	7-5	3.39	28	26	0	0	0	138.0	141	65	52	2	14	54	138	10	4	.263
2018	New Hampshire	11-8	4.13	25	25	0	0	0	137.1	122	80	63	15	7	41	125	2	2	.237
	Buffalo	1-0	3.60	1	1	0	0	0	5.0	4	2	2	0	0	4	3	0	1	.222
2019	GCL Blue Jays	0-0	0.00	1	0	0	0	0	1.0	0	0	0	0	0	0	0	0	0	.000
	Buffalo	2-2	5.73	24	3	0	0	5	37.2	37	26	24	8	4	14	53	2	0	.252
	TORONTO	0-2	7.63	17	0	0	0	0	15.1	17	14	13	4	4	9	21	0	0	.274
2020	TORONTO	2-1	1.23	15	0	0	0	2	14.2	8	3	2	2	0	5	21	0	0	.154
2021	TORONTO	7-1	2.14	62	0	0	0	23	63.0	41	17	15	7	1	25	85	2	0	.181
2022	TORONTO	5-4	2.11	63	0	0	0	36	64.0	44	18	15	4	4	21	73	0	0	.190
2023	TORONTO	5-7	2.90	59	0	0	0	36	59.0	48	20	19	6	2	24	72	0	1	.218
	Buffalo+	0-0	0.00	1	0	0	0	0	1.0	2	0	0	0	0	0	0	0	0	.500
2024	Buffalo+	0-0	0.00	2	0	0	0	0	1.0	1	0	0	0	0	4	1	0	1	.250
	TORONTO	1-2	6.59	15	0	0	0	8	13.2	16	10	10	4	1	4	13	0	0	.286
Minors Totals		25-18	3.50	110	69	1	0	5	421.2	377	204	164	28	32	157	426	21	10	.238
ML	Totals	20-17	2.90	231	0	0	0	105	229.2	174	82	74	27	12	88	285	2	1	.205

+ Rehab assignment

ROMANO'S WILD CARD SERIES STATISTICS

YEAR	CLUB, OPP	W-L	ERA	G	GS	CG	SHO	SV	IP	H	R	ER	HR	HB	BB	SO	WP	BK	AVG
2022	TOR, SEA	0-1	10.80	1	0	0	0	0	1.2	4	2	2	0	0	1	4	0	0	.444
2023	TOR, MIN	0-0	0.00	1	0	0	0	0	1.1	1	0	0	0	1	0	1	0	0	.200
WC	Totals	0-1	6.00	2	0	0	0	0	3.0	5	2	2	0	1	1	5	0	0	.357

ROMANO'S ALL-STAR GAME STATISTICS

YEAR	CLUB, SITE	W-L	ERA	G	GS	CG	SHO	SV	IP	H	R	ER	HR	HB	BB	SO	WP	BK	AVG
2022	AL, LAD	Did not pitch																	
2023	AL, SEA	0-0	0.00	1	0	0	0	0	0.1	0	0	0	0	0	0	0	0	0	.000
ASG	Totals	0-0	0.00	1	0	0	0	0	0.1	0	0	0	0	0	0	0	0	0	.000

ROMANO'S WORLD BASEBALL CLASSIC STATISTICS

YEAR	CLUB	W-L	ERA	G	GS	CG	SHO	SV	IP	H	R	ER	HR	HB	BB	SO	WP	BK	AVG
2017	Italy	1-0	16.20	2	0	0	0	0	1.2	2	3	3	1	1	2	4	0	0	.286

ROMANO’S CAREER TRANSACTIONS

- Selected by Toronto Blue Jays in 10th round of 2014 MLB Draft
- Selected by Chicago White Sox in Rule 5 Draft, December 13, 2018
- Traded to Texas Rangers in exchange for cash considerations, December 13, 2018
- Returned to Toronto Blue Jays on March 23, 2019
- On injured list with a right middle finger strain, August 29, 2020 through the remainder of the season
- On injured list with right ulnar neuritis, April 14-23, 2021
- On injured list with lower back inflammation, July 29-August 14, 2023; included rehab assignment to Buffalo, August 12-14
- On injured list with right elbow inflammation, March 25-April 15, 2024; included rehab assignment to Buffalo, April 11-15
- On injured list with right elbow inflammation, May 30, 2024 through the remainder of the season
- Signed by Philadelphia as a free agent, December 9, 2024

ROMANO’S CAREER FIELDING

POSITION	PCT	G	PO	A	E	TC	DP
Pitcher	1.000	231	11	22	0	33	1

ROMANO’S GAME HIGHS

LOW-HIT CG: N/A... **SHUTOUTS:** N/A... **STRIKEOUTS:** 5 – 6/21/19 at BOS... **WALKS:** 3 – 9/21/21 at TB... **LONGEST OUTING:** 2.0 inn. – 8 times, last: 5/13/24 at BAL... **WINNING STREAK:** 6 games – 5/1-9/3/21... **LOSING STREAK:** 2 games – 3 times, last: 5/15/24-current... **SCORELESS STREAK:** 16.0 inn. – 8/7-9/17/22





B-T: R-R
HT: 6-4; **WT:** 243
OPENING DAY AGE: 31
BORN: May 21, 1993, Berkeley, CA
RESIDES: Oakland, CA
ML SERVICE: 7 years, 18 days
HOW OBTAINED: Signed by Phillies as a free agent, 12/23/24

2024

- Opened the season in MIL's rotation, going 2-5, 4.98 ERA (26 ER, 47.0 IP) as a starter
- Was placed on the IL on 5/21 with a low back strain before being activated on 7/30; made rehab appearances with Wisconsin (A) and Nashville (AAA)
- Made his first relief appearance on 8/6 at ATL (last: 8/10/21 at NYM)
- Overall, made 15 appearances in relief and posted a 1.67 ERA (5 ER, 27.0 IP) with 27 SO; held the 112 batters he faced to a .220/.295/.280 slash line (.575 OPS)
- Went at least 2.0 innings in 9 relief appearances and in those, posted a 0.42 ERA (1 ER, 21.1 IP) and faced 82 batters without permitting an extra-base hit (.164 SLG)
- Made 2 scoreless appearances (1.2 IP) in the NLWCS vs NYM; stranded his 2 inherited runners

2023

- Was a non-roster invitee to spring training with SF
- Returned to action in August and pitched across 3 minor league levels for SF after recovering from Tommy John surgery

2022

- Missed the start of the season after undergoing surgery to remove a right elbow bone spur in March
- Made 1 rehab appearance for Harrisburg (AA) on 5/24 before undergoing Tommy John surgery in June

2021

- Made 19 starts for WSH and appeared once in relief
- Had 8 quality starts and held opponents to a .237 AVG (98-413)
- Had 2 stints on the IL: 7/7-25 (right elbow inflammation) and 8/12-end of season (partially torn right UCL)
- Across 2 starts (4/19 vs STL and 5/15 at ARI), permitted 18 ER in 8.1 IP (19.45 ERA); in his other 18 appearances, posted a 2.89 ERA (32 ER, 99.2 IP)

2020

- Did not pitch

2019

- Opened the season in the WSH bullpen and 6 of his first 7 appearances were scoreless
- Had three different stints with WSH (4/7-5/24, 6/21-22 and 7/21-end of season) and also pitched for Fresno (AAA)
- Made his first start of the season on 7/21 at ATL (5.1 IP, 3 ER, 6 SO) and moved into the rotation full time on 8/2
- In 9 starts, posted a 3.02 ERA (15 ER, 44.2 IP), allowing only 3 HR to the 192 batters he faced (.363 SLG); WSH went 7-2 in his starts

- Made 2 appearances in the postseason, both in WSH's World Series win over HOU
- Pitched 2.0 scoreless innings in relief in Game 3 on 10/25 and made a spot start in Game 5 (5.0 IP) on 10/27

2018

- After recovering from Tommy John surgery, began his rehab assignment in August and made 6 starts across four minor league levels
- Was activated on 9/4 and made 3 starts for WSH in September

2017

- Had 2 stints with WSH (4/19-30 and 5/23-end of season) and made 13 starts; WSH went 9-4 in those 13 games
- Tossed 7.1 innings and had a career-best 12 strikeouts, 6/8 vs BAL
- Placed on the IL on 7/11 with a right elbow sprain and missed the remainder of the season after undergoing Tommy John surgery (Dr. Keith Meister)

2016

- Made his first career Opening Day roster and made 19 starts for WSH
- WSH won each of his first 4 starts and he went 3-0 with a 0.79 ERA (2 ER 22.2 IP) in that span
- Had a career-long 19.2-inning scoreless streak, 4/10-30
- Allowed 3 ER or fewer in 15 of his 19 starts
- Was placed on the IL on 7/3 with right shoulder inflammation; made rehab appearances with Hagerstown (A) and Syracuse (AAA) before being activated on 9/18
- Made his postseason debut in a start in Game 4 of the NLDS at LAD on 10/11

2015

- Began the season with Harrisburg in WSH's organization
- Had his contract selected on 6/6 and made his ML debut that day against CHI (5.0 IP, 4 SO)
- Picked up his first ML win on 6/13 at MIL (8.0 IP, 2 ER, 8 SO)
- On 6/19 vs PIT, struck out 11 batters in 7.1 IP
- Had two stints with WSH (6/6-22 and 7/21-end of season); also pitched for Syracuse
- Combined to post a 2.61 ERA in 14 starts across both minor league levels

2014

- Began the year in SD's organization, pitching for Lake Elsinore (A) and San Antonio (AA)
- Named a California League All-Star
- Following the season, was traded to WSH in a 3-team, 11-player deal that also included TB

2013

- Made 23 starts for Fort Wayne (A) and was named a Midwest League All-Star

2012

- Made 15 starts across 3 minor league levels in SD's organization
- Following the season, was ranked as the No. 10 prospect in the SD organization by *Baseball America*

2011

- Began pro career with 1 relief appearance for Arizona League Padres (R)
- Following the season, was ranked as the No. 10 prospect in the SD organization by *Baseball America*

PERSONAL

Joseph Andrew Ross... Engaged to Payton Sartain...

Hobbies: Golf, video games and playing with his dogs...

Signed by: Noah Jackson

JOE ROSS' CAREER STATISTICS

YEAR	CLUB	W-L	ERA	G	GS	CG	SHO	SV	IP	H	R	ER	HR	HB	BB	SO	WP	BK	AVG
2011	AZL Padres	0-0	0.00	1	0	0	0	0	1.0	2	0	0	0	1	0	0	0	0	.400
2012	Fort Wayne	0-2	6.26	6	6	0	0	0	27.1	33	21	19	2	0	11	27	0	0	.297
2013	AZL Padres	0-0	13.50	1	1	0	0	0	0.2	2	1	1	0	0	2	1	0	0	.500
	Eugene	0-2	2.03	8	8	0	0	0	26.2	16	6	6	1	1	9	28	3	0	.178
2013	Fort Wayne	5-8	3.75	23	23	0	0	0	122.1	124	55	51	7	5	40	79	4	0	.267
2014	Lake Elsinore	8-6	3.98	19	19	0	0	0	101.2	101	52	45	6	7	28	87	3	0	.256
2015	San Antonio	2-0	3.60	4	3	0	0	0	20.0	23	8	8	2	0	1	19	2	0	.277
	Harrisburg	2-2	2.81	9	9	0	0	0	51.1	46	18	16	3	3	12	54	1	0	.246
2015	WASHINGTON	5-5	3.64	16	13	0	0	0	76.2	64	33	31	7	2	21	69	1	0	.223
	Syracuse	3-1	2.19	5	5	0	0	0	24.2	15	6	6	2	0	7	15	2	0	.174
2016	WASHINGTON	7-5	3.43	19	19	0	0	0	105.0	108	43	40	9	6	29	93	2	0	.269
	Hagerstown+	0-0	0.00	1	1	0	0	0	3.0	2	0	0	0	0	0	3	1	0	.182
2017	Syracuse+	0-2	4.35	4	4	0	0	0	10.1	14	5	5	1	0	1	9	0	0	.318
	Syracuse	2-2	4.88	5	5	0	0	0	27.2	33	16	15	3	0	8	22	3	0	.297
2017	WASHINGTON	5-3	5.01	13	13	0	0	0	73.2	88	44	41	16	1	20	68	2	0	.297
	GCL Nationals+	0-0	0.00	2	2	0	0	0	6.0	0	0	0	0	0	3	8	0	0	.000
2018	Potomac+	0-0	0.00	1	1	0	0	0	3.2	1	0	0	0	2	1	1	0	0	.083
	Harrisburg+	0-1	5.40	1	1	0	0	0	5.0	4	3	3	1	1	0	6	0	0	.211
2018	Syracuse+	2-0	3.09	2	2	0	0	0	11.2	12	4	4	0	0	4	4	0	0	.250
	WASHINGTON	0-2	5.06	3	3	0	0	0	16.0	17	10	9	3	2	4	7	0	0	.274
2019	WASHINGTON	4-4	5.48	27	9	0	0	0	64.0	74	41	39	7	4	33	57	2	0	.291
	Fresno	2-3	4.28	8	8	0	0	0	40.0	48	21	19	2	4	8	32	4	0	.310
2020	Did not pitch																		
2021	WASHINGTON	5-9	4.17	20	19	0	0	0	108.0	98	57	50	17	8	34	109	0	0	.237
2022	Harrisburg+	0-0	0.00	1	1	0	0	0	3.0	2	0	0	0	1	0	4	0	0	.200
2023	ACL Giants-O+	0-0	0.00	1	0	0	0	0	1.0	1	0	0	0	0	0	0	0	0	.250
2023	San Jose+	0-0	5.14	4	4	0	0	0	7.0	10	5	4	0	1	3	5	0	0	.370
	Sacramento	0-0	6.00	3	3	0	0	0	6.0	6	4	4	0	0	5	5	0	0	.286
2024	MILWAUKEE	3-6	3.77	25	10	0	0	0	74.0	72	35	31	7	1	29	66	1	0	.251
	Wisconsin+	0-0	0.00	1	1	0	0	0	2.2	3	1	0	0	0	0	1	0	0	.300
2024	Nashville+	0-0	8.25	3	3	0	0	0	12.0	16	11	11	2	1	6	9	2	0	.356
Minors Totals		26-29	3.79	113	110	0	0	0	514.2	514	237	217	32	27	149	419	25	0	.262
ML	Totals	29-34	4.19	123	86	0	0	0	517.1	521	263	241	66	24	170	469	8	0	.260

+ Rehab assignment

ROSS' WILD CARD SERIES STATISTICS

YEAR	CLUB, OPP	W-L	ERA	G	GS	CG	SHO	SV	IP	H	R	ER	HR	HB	BB	SO	WP	BK	AVG
2024	MIL, NYM	1-0	0.00	2	0	0	0	0	1.2	0	0	0	0	0	1	0	0	0	.000

ROSS' DIVISION SERIES STATISTICS

YEAR	CLUB, OPP	W-L	ERA	G	GS	CG	SHO	SV	IP	H	R	ER	HR	HB	BB	SO	WP	BK	AVG
2016	WSH, LAD	0-0	13.50	1	1	0	0	0	2.2	3	4	4	1	2	2	3	0	0	.273

ROSS' WORLD SERIES STATISTICS

YEAR	CLUB, OPP	W-L	ERA	G	GS	CG	SHO	SV	IP	H	R	ER	HR	HB	BB	SO	WP	BK	AVG
2019	WSH, HOU	0-1	5.14	2	1	0	0	0	7.0	6	4	4	2	0	2	1	1	0	.240

ROSS' CAREER TRANSACTIONS

- Selected by San Diego Padres in 1st round (25th overall) of 2011 MLB Draft
- Traded to Washington Nationals, December 18, 2014 with a player to be named later (Trea Turner, inf, June 14, 2015); Tampa Bay acquired Steven Souza Jr. (of) and Travis Ott (lhp) from Washington and Burch Smith (rhp) from San Diego; San Diego acquired Ryan Hanigan (c), Wil Myers (of), Jose Castillo (lhp) and Gerardo Reyes (rhp) from Tampa Bay
- On injured list with right shoulder inflammation, July 3-September 17, 2016; included rehab assignments to Hagerstown, July 24-29, and Syracuse, July 30-September 17
- On injured list with a right elbow sprain, July 11, 2017 through the remainder of the season
- On injured list while recovering from Tommy John surgery, February 21-September 3, 2018; included rehab assignments to Gulf Coast League Nationals, August 6-15, Potomac, August 16-20, Harrisburg, August 21-26 and Syracuse, August 27-September 3
- On injured list with right elbow inflammation, July 7-25, 2021
- On injured list with a partially torn right UCL, August 12, 2021 through the remainder of the season
- On injured list through the 2022 season while recovering from Tommy John surgery; included a rehab assignment to Harrisburg, May 24
- Signed by San Francisco Giants as a minor league free agent, January 19, 2023
- Signed by Milwaukee Brewers as a free agent, December 13, 2023
- On injured list with low back strain, May 21-July 29, 2024; included rehab assignments to Wisconsin, July 6-9, and Nashville, July 10-29
- Signed by Philadelphia as a free agent, December 23, 2024

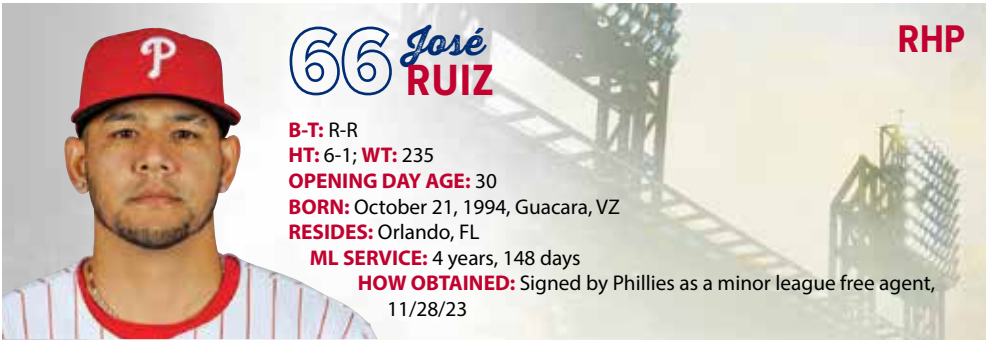
ROSS' CAREER FIELDING

POSITION	PCT	G	PO	A	E	TC	DP
Pitcher	.968	123	27	64	3	94	4

ROSS' GAME HIGHS

LOW-HIT CG: N/A... **SHUTOUTS:** N/A... **STRIKEOUTS:** 12 – 6/8/17 vs BAL... **WALKS:** 6 – 9/1/15 at STL... **LONGEST OUTING:** 8.0 inn. – 3 times, last: 6/13/21 vs SF... **WINNING STREAK:** 4 games – 5/26-6/27/16... **LOSING STREAK:** 5 games – 5/4-6/5/21... **SCORELESS STREAK:** 19.2 inn. – 4/10-30/16





2024

- Appeared in 52 games for the Phillies after attending ML spring training as a non-roster invitee
- Began season with Lehigh Valley (AAA)
- Was 0-1, 3 SV, 1.64 ERA (2 ER, 11.0 IP), 3 BB, 13 SO and .179 OPP AVG in 10 appearances with the IronPigs
- Had his contract selected by the Phillies on 5/3 and remained with the club for the rest of the season
- Did not allow an ER in 40 of his 52 games with the Phillies (77%)
- Posted a career-best 3.06 SO/BB ratio (52 SO, 17 BB)
- Induced 6 GDP, most for any Phillies reliever that season
- Faced 133 RHH and limited them to a .214/.286/.316 slash line (.602 OPS)
- Went 3-0, 1 SV, 1.99 ERA (5 ER, 22.2 IP) in his 25 appearances after the All-Star break
- Posted a 2.55 ERA (7 ER, 24.2 IP) in 24 home games (including 6/9 in London); had a 4.78 ERA (14 ER, 26.1 IP) in 28 road games
- Had a season-best 11-game scoreless streak (9.2 IP) from 7/20-8/22
- Appeared in 2 games in the NLDS against NYM

2023

- Before the season, pitched for Venezuela in the World Baseball Classic; went 2-0, 0.00 ERA (4.1 IP) in 3 games
- Began the year with CWS before being traded to ARI on 4/9
- Had a 3.20 ERA (9 ER, 25.1 IP) with 25 SO over his first 22 games for ARI (4/11-6/10)
- Was outrighted to Reno (AAA) on 7/30
- With Reno, averaged 11.28 SO/9.0 IP (33 SO, 26.1 IP) over 17 appearances (4 GS)

2022

- Set career highs in games (63), strikeouts (68) and holds (11) for CWS
- Posted a 2.73 ERA (8 ER, 26.1 IP) and held opponents to a .485 OPS in 28 road games compared to a 6.03 ERA (23 ER, 34.1 IP) and .903 OPS in 35 home games
- Had a season-best 11.2-inning scoreless streak, 6/15-7/12 (11 G)
- Picked up his lone win on 7/6 vs MIN with a scoreless 10th inning in a 9-8 CWS victory

2021

- Made his first career Opening Day roster
- Tied a career high with 4 SO, 4/19 at BOS (2.0 IP)
- Had a career-best 12.0-inning scoreless streak, 8/25-9/20 (10 G)

- Made his 100th career appearance on 8/28 vs CHI
- Made his first career postseason appearance in Game 1 of the ALDS vs HOU (1.1 IP, SO)

2020

- Began the season on the COVID-related IL; had a rehab assignment at the club's alternate spring training site from 7/16-8/8
- Reinstated from the IL and recalled by CWS from the alternate site on 8/9
- Made 2 scoreless appearances before being optioned back to the alternate site on 8/18
- Recalled again on 9/17 and made 3 appearances before being optioned for the final time on 9/24
- Struck out 5 of the 14 batters he faced with 0 walks over two stints with CWS

2019

- Shuttled between Charlotte (AAA) and CWS all season
- Earned his first ML victory on 7/3 vs DET (gm 2)
- With CWS, limited the 64 LHH he faced to a .345 SLG compared to a .580 SLG against the 134 RHH he faced

2018

- Spent most of his first year in the CWS organization with Winston-Salem (A) and Birmingham (AA)
- In 43 appearances between both levels, combined to post a 3.07 ERA (20 ER, 58.2 IP) with 77 SO and a .579 OPS
- Had his contract selected on 9/4 and made his CWS debut on 9/5 vs DET (1.1 IP, 2 SO)

2017

- Spent most of the season with Lake Elsinore (A)
- Was recalled by SD on 7/24 and made his ML debut that night vs NYM (1.0 IP, SO); struck out Yoenis Cespedes for his first ML strikeout
- Optioned back to Lake Elsinore on 7/25 for the rest of the season
- Following the season, played for Magallanes in the Venezuelan Winter League

2016

- Began the season as a catcher before being converted to a pitcher in June
- Started 49 games at catcher for Lake Elsinore to begin the season
- Made his first appearance as a pitcher on 6/27; did not allow a hit over his first 9 games (8.2 IP)
- Combined to go 2-0, 0.00 ERA (12.1 IP) with 2 SV and 14 SO in 11 relief appearances between Lake Elsinore, Tri-City (A) and Arizona League Padres (R)

2015

- Played in 90 games at catcher for Fort Wayne (A)

2014

- Made 43 starts at catcher for Eugene (A)
- Threw out 28 of 83 attempted base stealers (33.7%)

2013

- Played for AZL Padres but also made 1 appearance with Lake Elsinore

2012

- Began pro career with Dominican Summer League Padres (R)

PERSONAL

José Rafael Ruiz... Married, wife's name is Liseth; has one daughter, Miangel... Attended Liceo Luis Augusto Machado Cisnerio in Guacara... His brother, Humberto, played professionally in BAL's minor league system from 2004-05...

Hobbies: Watching movies and playing video games...

Signed by: Felix Feliz, Yfrain Linares and Randy Smith

JOSÉ RUIZ'S CAREER STATISTICS

YEAR	CLUB	W-L	ERA	G	GS	CG	SHO	SV	IP	H	R	ER	HR	HB	BB	SO	WP	BK	AVG
2016	Lake Elsinore	0-0	0.00	1	0	0	0	0	1.0	0	0	0	0	0	1	1	0	0	.000
	AZL Padres	0-0	0.00	1	0	0	0	0	0.2	0	0	0	0	0	2	1	1	0	.000
	Tri-City	2-0	0.00	9	0	0	0	2	10.2	3	0	0	0	0	2	12	0	0	.094
2017	Lake Elsinore	1-2	5.98	44	0	0	0	2	49.2	57	34	33	7	2	25	45	6	0	.291
	SAN DIEGO	0-0	0.00	1	0	0	0	0	1.0	0	0	0	0	0	1	1	0	0	.000
2018	Winston-Salem	0-0	2.70	10	0	0	0	2	13.1	6	4	4	2	2	5	22	1	1	.130
	Birmingham	3-1	3.18	33	0	0	0	14	45.1	33	18	16	2	1	19	55	6	0	.204
	CHICAGO-AL	0-0	4.15	6	0	0	0	0	4.1	5	2	2	1	0	3	6	2	0	.278
2019	Charlotte	0-0	1.26	11	0	0	0	7	14.1	9	2	2	0	1	7	15	1	0	.180
	CHICAGO-AL	1-4	6.08	40	1	0	0	0	40.0	56	27	25	6	2	24	35	4	0	.335
2020	CHICAGO-AL	0-0	2.25	5	0	0	0	0	4.0	2	1	1	1	0	0	5	0	0	.143
2021	CHICAGO-AL	1-3	3.05	59	0	0	0	0	65.0	51	26	22	8	0	25	63	2	2	.210
2022	CHICAGO-AL	1-0	4.60	63	0	0	0	0	60.2	53	32	31	9	0	33	68	4	1	.231
2023	CHICAGO-AL	0-0	22.09	4	0	0	0	0	3.2	8	9	9	3	2	4	3	0	1	.421
	ARIZONA	2-1	4.43	34	1	0	0	0	40.2	44	22	20	7	4	17	36	3	0	.277
	CWS/ARI	2-1	5.89	38	1	0	0	0	44.1	52	31	29	10	6	21	39	3	1	.292
	Reno	0-1	4.10	17	4	0	0	1	26.1	24	12	12	3	1	13	33	2	0	.238
2024	Lehigh Valley	0-1	1.64	10	0	0	0	3	11.0	7	2	2	1	0	3	13	1	0	.179
	PHILLIES	5-1	3.71	52	0	0	0	1	51.0	51	23	21	8	1	17	52	0	0	.260
	Minors Totals	6-5	3.60	136	4	0	0	31	172.1	139	72	69	15	7	77	197	18	1	.220
AL	Totals	3-7	4.56	177	1	0	0	0	177.2	175	97	90	28	4	89	180	12	4	.254
NL	Totals	7-2	3.98	87	1	0	0	1	92.2	95	45	41	15	5	35	89	3	0	.265
ML	Totals	10-9	4.36	264	2	0	0	1	270.1	270	142	131	43	9	124	269	15	4	.258

RUIZ'S DIVISION SERIES STATISTICS

YEAR	CLUB, OPP	W-L	ERA	G	GS	CG	SHO	SV	IP	H	R	ER	HR	HB	BB	SO	WP	BK	AVG
2021	CWS, HOU	0-0	0.00	1	0	0	0	0	1.1	0	0	0	0	0	0	1	0	0	.000
2024	PHI, NYM	0-0	6.75	2	0	0	0	0	1.1	4	1	1	1	0	0	0	0	0	.571
DS	Totals	0-0	3.38	3	0	0	0	0	2.2	4	1	1	1	0	0	1	0	0	.364

RUIZ'S WORLD BASEBALL CLASSIC STATISTICS

YEAR	CLUB	W-L	ERA	G	GS	CG	SHO	SV	IP	H	R	ER	HR	HB	BB	SO	WP	BK	AVG
2023	Venezuela	2-0	0.00	3	0	0	0	0	4.1	1	0	0	0	0	2	5	0	0	.083

RUIZ'S CAREER TRANSACTIONS


- Signed by San Diego Padres as an amateur free agent, July 2, 2011
- Claimed off waivers by Chicago White Sox, December 22, 2017
- On COVID-related injured list, July 10-August 8, 2020; included rehab assignment to CWS' alternate training site, July 16-August 8
- Signed by Philadelphia as a minor league free agent, November 28, 2023

RUIZ'S CAREER FIELDING

POSITION	PCT	G	PO	A	E	TC	DP
Pitcher	.926	264	5	20	2	27	2

RUIZ'S GAME HIGHS

LOW-HIT CG: N/A... **SHUTOUTS:** N/A... **STRIKEOUTS:** 4 – 4 times, last: 5/14/23 vs SF... **WALKS:** 3 – 3 times, last: 5/24/23 at PHI... **LONGEST OUTING:** 2.0 inn. – 19 times, last: 5/16/24 vs NYM... **WINNING STREAK:** 4 games – 6/26/24-current... **LOSING STREAK:** 4 games, 7/30/19-4/4/21... **SCORELESS STREAK:** 12.0 inn. – 8/25-9/20/21



61 Christopher SANCHEZ

LHP

B-T: L-L

HT: 6-6; **WT:** 190

OPENING DAY AGE: 28

BORN: December 12, 1996, La Romana, DR

RESIDES: La Romana, DR

ML SERVICE: 2 years, 83 days

HOW OBTAINED: Acquired from Tampa Bay Rays for Curtis Mead, 11/20/19

CONTRACT STATUS: Signed a four-year contract extension on 6/22/24, taking him through 2028 with club options for 2029 and 2030

2024

- Selected to his first career All-Star Game and set career highs in games (31), starts (31), IP (181.2), wins (11), SO (153) and quality starts (17)
- Among all NL pitchers, ranked 3rd in HR/9.0 IP (0.54), FIP (3.00) & xFIP (3.19) and 5th in xERA (3.56)
- His 4.7 fWAR was T-6th-most among ML pitchers, 4th in the NL and the highest by a Phillies LHP since Cliff Lee (5.6) and Cole Hamels (4.7) in 2013
- Was 1 of a club-record 8 Phillies to make the All-Star team and 1 of 5 pitchers, also a club record; entered the game in the 6th inning and recorded 2 outs on 2 pitches on 7/16 at Globe Life Field
- Named NL Pitcher of the Month for June (3-0, 1.64 ERA, 6 ER, 33.0 IP) with 23 SO to 4 BB and 0 HR allowed in 5 starts
- Finished the season with 3 defensive runs saved which ranked T-5th among all NL pitchers
- Made 17 quality starts and the Phillies went 14-3 in those games (.824 win %)
- Tossed 2 complete games, both at CBP, including his first career SHO on 6/28 vs MIA
- Had a career-best 19.0-inning scoreless streak, 6/23-7/4
- His 57.4% ground ball rate ranked 2nd in the NL (Max Fried, 58.8%) and was the best by a Phillies pitcher in a single season since FanGraphs began tracking batted ball data in 2002
- Had a 71.0-inning homerless streak from 4/29-7/4, the longest by a Phillie since Roy Halladay had a 75.1-inning streak in 2011
- In 17 starts at CBP, went 7-3, 2.21 ERA (27 ER, 110.0 IP), 0.97 WHIP and held 425 BF to a .222/.253/.291 slash line (.544 OPS)
- His 2.21 home ERA was 3rd-best in the NL and 5th-best in MLB
- Struck out 91 batters with his changeup and limited batters to a .177 AVG (50-282) with it, which ranked 2nd in the NL (min. 100 PA)
- Started Game 2 of the NLDS vs NYM on 10/6 (5.0 IP, 2 ER, BB, 5 SO)

2023

- Spent the majority of the season with the Phillies
- His 1.45 BB/9.0 IP ranked 2nd in the National League (min. 75.0 IP)
- Became the second Phillie in the modern era to make at least 15 starts in a season and walk 16 or fewer batters
- Went at least 5.0 IP in 14 of his 18 starts (78%)
- Following his recall on 6/17, posted a 1.02 WHIP through the end of the season which ranked 2nd in the NL

- Struck out a career-high 10 batters twice: 9/13 vs ATL and 9/24 vs NYM
- On 9/13, recorded 21 swings and misses and 18 of them came against his changeup
- All 10 of his SO on 9/24 came against his changeup and all of them were swings and misses
- Limited the 80 LHH he faced to a .133/.188/.213 slash line (.401 OPS)
- Ranked in the 98th percentile in walk rate (4.0%) and the 97th percentile in chase rate (34.8%) per Statcast
- Threw 477 changeups and held opponents to a .148 AVG and .274 SLG with a 43.0% whiff rate
- Had the 8th-best ERA among LHP in the NL with at least 10 starts
- On the 15-day IL with a left triceps strain, 3/27-4/21; included a rehab assignment with Lehigh Valley (AAA)
- On 7/30 at PIT, carried a no-hitter through 5.0 innings
- Appeared in 10 games (8 starts) for Lehigh Valley
- Made his postseason debut in a start in NLCS Game 4, 10/20 at ARI (2.1 IP, ER); was his lone appearance of the postseason

2022

- Made his first career Opening Day roster
- Optioned to Lehigh Valley on 5/1
- Had 5 other stints with the Phillies: 5/8, 6/1-11, 7/5-14, 8/24-9/11 and 9/30-10/1
- Was used as both a starter and reliever, posting a 3.38 ERA (5 ER, 13.1 IP) in 3 starts and a 6.75 ERA (20 ER, 26.2 IP) in 12 relief appearances
- Had a stretch of 7 straight relief appearances of at least 1.2 IP from 7/24/21-5/1/22, posting a 3.18 ERA over that span (6 ER, 17.0 IP)
- Had an 11.2-inning scoreless streak from 5/8-7/10
- Recorded his first career save on 10/1 at WSH after pitching 3.0 innings in an 8-2 Phillies win
- Held RHH to a .229 AVG (25-109)
- Was used almost exclusively as a starter in Lehigh Valley, starting 14 of his 15 games

2021

- Began season at the alternate training site in Lehigh Valley and spent the majority of the season with Lehigh Valley
- Had 5 stints with the Phillies: 4/19, 5/3, 6/6-7, 7/11 and 9/23-end of season

- Made his ML debut on 6/6 vs WSH and earned his first ML win on 7/1 at BOS, pitching 3.0 innings in relief
- Pitched at least 2.0 innings in 4 of his 7 ML appearances, and in those 4 games, had a 0.90 ERA (1 ER, 10.0 IP)
- Following the season, pitched for Este in the Dominican Winter League

2020

- Appeared in 2 spring training games
- Spent entire season at the alternate training site in Lehigh Valley
- Following the season, pitched for Este in the DWL

2019

- Began season with Bowling Green (A) in TB's minor league system
- Did not allow a home run in his last 35.1 IP before being promoted to Charlotte (A) on 7/6
- From 7/20-8/20, did not allow an earned run in 21.2 innings over parts of 8 appearances
- Was promoted to Durham (AAA), 8/31
- Between the 3 levels, posted a 2.26 ERA (19 ER, 75.2 IP) with only 3 HR allowed while holding opponents to a .212 AVG
- Following the season, pitched for Este in the DWL

2018

- Began season with Princeton (R)
- Was promoted to Bowling Green on 8/23 for the remainder of the season

2017

- Spent entire season with Princeton
- Allowed his first professional HR in his first outing after allowing none in his first 104.0 professional innings (41 appearances)

2016

- Spent third full season with Dominican Summer League Rays (R)
- Struck out 10 batters in 4.0 innings, 6/16 vs DSL Marlins
- In his final start of the season on 8/23 vs DSL Marlins, tossed his first pro shutout (7.0 IP)
- Posted a 2.31 ERA (12 ER, 46.2 IP) in July and August

2015

- Spent second season with DSL Rays
- Did not allow an earned run in 12 of his 15 appearances
- Held opponents to just 2 extra-base hits (2B, 3B, .232 SLG)

2014

- Began pro career with DSL Rays

PERSONAL

Cristopher Alexis Sánchez... Engaged to Kaimary Perez; has one son... **Hobby:** Fishing... **Signed by:** Daniel Santana

LOWEST xFIP AMONG PITCHERS, 2023-24 (min. 250.0 IP)

1. Tyler Glassnow	2.71
2. Tarik Skubal	2.75
3. Chris Sale	3.04
4. Logan Webb	3.11
5. CRISTOPHER SÁNCHEZ	3.16

HIGHEST GROUND BALL RATE AMONG PITCHERS, 2023-24 (min. 250.0 IP)

1. Logan Webb	59.5%
2. Max Fried	58.5%
3. CRISTOPHER SÁNCHEZ	57.3%
4. Framber Valdez	57.2%
5. Tanner Houck	54.8%



CRISTOPHER SÁNCHEZ'S CAREER STATISTICS

YEAR	CLUB	W-L	ERA	G	GS	CG	SHO	SV	IP	H	R	ER	HR	HB	BB	SO	WP	BK	AVG
2014	DSL Rays	1-3	7.77	13	0	0	0	0	22.0	36	26	19	0	4	16	13	3	0	.379
2015	DSL Rays	2-1	3.54	15	0	0	0	2	20.1	13	10	8	0	0	16	16	3	0	.188
2016	DSL Rays	5-3	3.06	13	11	#1	#1	1	61.2	57	25	21	0	2	12	42	11	0	.238
2017	Princeton	1-6	10.01	13	7	0	0	0	38.2	61	48	43	8	6	16	30	4	0	.353
2018	Princeton	3-2	4.60	10	10	0	0	0	43.0	53	25	22	3	2	22	34	3	0	.309
2019	Hudson Valley	1-0	4.00	2	2	0	0	0	9.0	9	5	4	0	0	5	11	1	0	.273
	Bowling Green	3-1	2.01	11	4	0	0	2	40.1	28	11	9	3	3	11	37	4	0	.190
	Charlotte	1-0	1.85	12	6	0	0	0	34.0	28	9	7	0	3	13	36	3	1	.231
2020	Durham	0-0	20.25	1	0	0	0	0	1.1	2	3	3	0	0	2	0	0	0	.400
	Did not pitch																		
2021	Lehigh Valley	5-6	4.68	19	17	0	0	0	73.0	58	39	38	4	2	48	89	4	1	.211
2022	PHILLIES	1-0	4.97	7	1	0	0	0	12.2	16	8	7	1	0	7	13	0	0	.320
	PHILLIES	2-2	5.63	15	3	0	0	1	40.0	38	25	25	5	4	17	35	0	0	.244
	Lehigh Valley	2-2	3.14	15	14	0	0	0	57.1	48	24	20	1	4	20	58	2	0	.226
2023	Lehigh Valley	3-2	4.35	10	8	0	0	0	49.2	43	24	24	6	4	29	44	3	0	.229
2024	PHILLIES	3-5	3.44	19	18	0	0	0	99.1	88	44	38	16	3	16	96	3	0	.235
	PHILLIES	11-9	3.32	31	31	#2	#1	0	181.2	182	76	67	11	0	44	153	7	1	.258
Minors Totals		27-26	4.36	134	79	1	1	5	450.1	436	249	218	25	30	210	410	41	2	.252
ML	Totals	17-16	3.70	72	53	2	1	1	333.2	324	153	137	33	7	84	297	10	1	.252

Tied for league lead

SÁNCHEZ'S WILD CARD SERIES STATISTICS

YEAR	CLUB, OPP	W-L	ERA	G	GS	CG	SHO	SV	IP	H	R	ER	HR	HB	BB	SO	WP	BK	AVG
2023	PHI, MIA	Did not pitch																	

SÁNCHEZ'S DIVISION SERIES STATISTICS

YEAR	CLUB, OPP	W-L	ERA	G	GS	CG	SHO	SV	IP	H	R	ER	HR	HB	BB	SO	WP	BK	AVG
2023	PHI, ATL	Did not pitch																	
2024	PHI, NYM	0-0	3.60	1	1	0	0	0	5.0	5	2	2	1	0	1	5	0	0	.250
DS	Totals	0-0	3.60	1	1	0	0	0	5.0	5	2	2	1	0	1	5	0	0	.250

SÁNCHEZ'S LEAGUE CHAMPIONSHIP SERIES STATISTICS

YEAR	CLUB, OPP	W-L	ERA	G	GS	CG	SHO	SV	IP	H	R	ER	HR	HB	BB	SO	WP	BK	AVG
2023	PHI, ARI	0-0	3.86	1	1	0	0	0	2.1	2	2	1	0	0	1	1	1	0	.200

SÁNCHEZ'S ALL-STAR GAME STATISTICS

YEAR	CLUB, SITE	W-L	ERA	G	GS	CG	SHO	SV	IP	H	R	ER	HR	HB	BB	SO	WP	BK	AVG
2024	NL, TEX	0-0	0.00	1	0	0	0	0	0.2	0	0	0	0	0	0	0	0	0	.000

SÁNCHEZ'S CAREER TRANSACTIONS

- Signed by Tampa Bay Rays as an amateur free agent, July 15, 2013
- Traded to Philadelphia for Curtis Mead (inf), November 20, 2019
- On injured list with a left triceps strain, March 27-April 21, 2023; included rehab assignment to Lehigh Valley, April 11-21

SÁNCHEZ'S CAREER FIELDING

POSITION	PCT	G	PO	A	E	TC	DP
Pitcher	.879	72	12	46	8	66	2

SÁNCHEZ'S GAME HIGHS

LOW-HIT CG: 2 – 8/17/24 vs WSH... **SHUTOUTS:** 1 – 6/28/24 vs MIA... **STRIKEOUTS:** 10 – 3 times, last: 4/17/24 vs COL... **WALKS:** 5 – 9/20/24 at NYM... **LONGEST OUTING:** 9.0 inn. – 2 times, last: 8/17/24 vs WSH... **WINNING STREAK:** 5 games – 5/7-6/28/24 ... **LOSING STREAK:** 4 games – 8/29/22-7/14/23... **SCORELESS STREAK:** 19.0 inn. – 6/23-7/4/24



69

Austin
SCHULFER

RHP

B-T: R-R
HT: 6-2; **WT:** 181
OPENING DAY AGE: 29
BORN: December 22, 1995, Plover, WI
RESIDES: La Vergne, TN
HOW OBTAINED: Signed by Phillies as a minor league free agent, 12/12/24

Non-Roster Invitee

2024

- Opened the season with St. Paul (AAA) in MIN's system
- Released on 6/7
- Signed by DET on 6/13 and pitched in games for Lakeland (A) and Toledo (AAA)

2023

- Was a non-roster invitee to spring training with MIN
- Pitched for St. Paul and was T-4th among MIN minor league pitchers in wins and T-8th in appearances

2022

- Opened the season with Wichita (AA) and allowed only 1 ER in 23.0 IP (0.39 ERA) with 30 strikeouts against 4 walks
- Promoted to St. Paul on 5/29 where he remained for the rest of the season
- Between both levels, combined to post a 3.23 ERA (20 ER, 55.2 IP) with 8 saves and 61 strikeouts in 44 games

2021

- Pitched for Wichita
- Led the team in innings pitched & starts and ranked 2nd in strikeouts
- Set a pro career high with 9 SO, 7/28 at Northwest Arkansas (5.1 IP)

2020

- Did not pitch

2019

- Appeared in 30 games (13 GS) for Cedar Rapids (A)
- Averaged 11.43 SO/9.0 IP (124 SO, 97.2 IP)
- Led the team in strikeouts and ranked 6th in the Midwest League
- Was the starting pitcher in a combined no-hitter, 5/22 vs Burlington (5.0 IP, 7 SO)
- Posted a 4.57 ERA (31 ER, 61.0 IP) in 13 starts and a 2.95 ERA (12 ER, 36.2 IP) in 17 relief appearances

2018

- Began pro career with Elizabethton (R)
- Made 7 starts and appeared 4 times in relief

PERSONAL

Austin Schulfer... Married, wife's name is Elizabeth... Attended University of Wisconsin-Milwaukee... **Hobbies:** Fishing, hiking and playing with his two golden retrievers, Charlie and Archie... **Signed by:** Joe Bisenius

AUSTIN SCHULFER'S CAREER STATISTICS

YEAR	CLUB	W-L	ERA	G	GS	CG	SHO	SV	IP	H	R	ER	HR	HB	BB	SO	WP	BK	AVG
2018	Elizabethton	3-0	1.58	11	7	0	0	0	40.0	33	13	7	1	5	15	34	3	0	.231
2019	Cedar Rapids	7-6	3.96	30	13	0	0	1	97.2	73	48	43	9	9	47	124	11	0	.208
2020	Did not pitch																		
2021	Wichita	6-8	4.34	24	24	0	0	0	110.0	109	61	53	7	9	49	105	8	0	.260
2022	Wichita	0-0	0.39	15	0	0	0	7	23.0	11	2	1	0	3	4	30	7	0	.134
	St. Paul	4-3	5.23	29	1	0	0	1	32.2	30	20	19	4	3	13	31	2	0	.256
2023	St. Paul	7-3	3.79	41	0	0	0	0	57.0	61	24	24	1	3	30	51	4	0	.281
2024	St. Paul	0-0	5.09	11	0	0	0	0	17.2	18	11	10	2	1	10	14	0	0	.269
	Lakeland	0-0	0.00	2	0	0	0	0	2.0	0	0	0	0	0	0	1	0	0	.000
	Toledo	3-1	5.14	23	1	0	0	1	35.0	34	21	20	5	4	15	45	5	0	.248
Minors Totals		30-21	3.84	186	46	0	0	10	415.0	369	200	177	29	37	183	435	40	0	.240

SCHULFER'S CAREER TRANSACTIONS

- Selected by Minnesota Twins in 19th round of 2018 MLB Draft
- Signed by Detroit Tigers as a minor league free agent, June 13, 2024
- Signed by Philadelphia as a minor league free agent, December 12, 2024



2024

- Became the first Phillie in team history with 30+ HR in each of his first 3 seasons with the club
- Was the first Phillie to lead the NL in walks (106) in a full season since Rhys Hoskins (116) in 2019
- Ranked 3rd in the NL in HR (38), runs (110) & AB/HR (15.08), T-4th in RBI (104), T-5th in SF (8), 7th in OPS (.851) and 9th in OBP (.366) & SLG (.485)
- Hit 38 HR when batting in the leadoff spot, tops in MLB and tied with himself (2022) for most in a single season in franchise history
- Also ranked 1st among all ML leadoff hitters in RBI, walks & runs, 6th in hits (142), 8th in OPS and 10th in OBP & SLG
- Set a ML record with 15 leadoff HR; with Alfonso Soriano (prev. record 13 in 2003), they are the only 2 players in ML history with multiple seasons of 10+ leadoff HR
- Was 1 of 3 players in MLB with 100 R/100 RBI/100 BB in 2024; also: Juan Soto and Aaron Judge
- Is the third Phillie since 1920 with 100 R/100 RBI/100 BB in consecutive seasons, joining Bobby Abreu (2004-05) and Mike Schmidt (1976-77); last in MLB: Bautista (2014-15)
- Has scored at least 100 runs in each of the last 3 seasons, the first Phillie to do so since Chase Utley from 2006-09; is the fourth Phillie to accomplish the feat in their first 3+ seasons with the club, joining Roy Thomas (1899-1901), Sam Thompson (1889-96) and Billy Hamilton (1890-95)
- Was the first Phillies batter with at least 100 RBI in back-to-back seasons since Ryan Howard (6 straight) from 2006-11 and the first with at least 100 walks in consecutive seasons since Pat Burrell from 2007-08
- Set a new single-season career high in hits (142), surpassing 132 in 2019 with CHI, and notched his 900th ML hit on 9/21 at NYM
- On 4/13 vs PIT, became the first Phillies LHH to reach base 5 times in a game, all against LHP, since Richie Ashburn on 7/26/58 vs LAD off Sandy Koufax
- Hit his 250th career HR on 4/17 vs COL (998 G) and joined Giancarlo Stanton (270 HR, 1000 G) and Aaron Judge (315 HR, 993 G) as the only active players with 250 HR in their first 1,000 games
- Hit his 100th HR as a Phillie in his 342nd game on 4/26 at SD, becoming the 2nd-fastest player in franchise history to 100 HR (Ryan Howard, 325 G)
- Became the fastest player to 60 HR in June (172 G) in MLB history; only player to reach 60 HR faster in any month was Juan González (August, 167 G)
- On the 10-day IL from 6/28-7/7 with a left groin strain
- His 14 total bases on 8/7 at LAD and 15 total bases on 9/3 at TOR were the most in a non-extra-inning game and the 4th- and 3rd-most by a Phillie in any game behind Mike Schmidt (17 on 4/17/76) and Chuck Klein (16 on 7/10/36); is the only player in the modern era to have multiple games of 14+ total bases in a single season

SCHWARBER PHAST PHACTS

- 2-time NL All-Star (2021-22)
- 2016 World Series champion
- 2022 NL Silver Slugger Award winner
- 2022 NL home run leader
- 2022 All-MLB Second Team
- 2-time NL Player of the Month (June 2021 & June 2022)

- Hit 3 HR and a career-high-tying 7 RBI on 8/7 at LAD (also, 7/28/19 vs MIL w/ CHI), the first Phillie with such marks in a game since Jayson Werth on 5/16/08
- Registered the first double-digit hitting streak of his career (10 G, 9/1-13), slashing .410/.467/1.026 with 7 HR and a 1.492 OPS
- Hit a leadoff HR in back-to-back games from 9/3-4 for the second time (also, 9/1-2/23) and the fifth instance in Phils history
- His 5 hits on 9/3 at TOR were a career high and he joined Mike Schmidt (4/17/76) as the only players in franchise history with 5 hits and 3 HR in a game
- On the same day, became the first player in Phillies franchise history to start a game with a leadoff home run and then hit a game-winning home run in the 9th inning or later
- Named NL Player of the Week on 9/9 for the 2nd time in his career; slashed .462/.500/1.154 with 5 HR, 11 RBI, 1.654 OPS in 6 G
- Was the Phillies' Roberto Clemente Award nominee for the second straight year, presented annually to a player who best represents the game of baseball on and off the field
- Named the club's ML Community Service Award recipient, the highest community honor in the Phillies organization recognizing one player for his character and community involvement
- Hit his fifth career postseason leadoff HR and fourth as a Phillie in Game 1 of the NLDS vs NYM on 10/5 (Kodai Senga), the most postseason leadoff HR in MLB history

2023

- His 47 HR were a single-season career high, ranked 2nd in MLB and T-4th in Phillies history behind Ryan Howard (58 in 2006 and 48 in 2008) and Mike Schmidt (48 in 1980)
- His 126 walks were 2nd-most in MLB and T-4th in a season in Phillies history
- Also set career-high marks in games played (160 – 103 in LF & 57 as DH), runs (108) and RBI (104)

- Ranked 2nd in the NL in PA/BB (5.71), 3rd in AB/HR (12.45), T-4th in games (160), 6th in pitches/PA (4.26), T-7th in runs (108) and 9th in RBI (104)
- Named a 2023 Silver Slugger Award finalist
- Was the Phillies Roberto Clemente Award nominee, presented annually to a player who best represents the game of baseball on and off the field
- Led MLB with 20 game-winning RBI, the fourth time in Phils history a player had 20 game-winning RBI (Ryan Howard, 2011 & 2009 and Dick Allen, 1966)
- Became the first player in MLB history with 7 multi-HR games in a two-season span against any opponent (vs WSH in 2023: 6/4, 8/8, 8/18)
- Set a then franchise record with 11 leadoff HR in a single season, surpassing Jimmy Rollins, who hit 9 leadoff HR in 2007
- Per Elias, became the fastest to reach 50 HR in franchise history (168 games), surpassing Jim Thome who hit 50 HR in 172 games with the Phillies
- His 93 HR in his first two seasons with the Phils passed Jim Thome (89 from 2003-04) for the most by a player in their first two seasons in Phils history and is the third player in MLB history with 90+ HR and 200+ walks in his first two years with a team (Mark McGwire, STL, 1997-98 & Babe Ruth, NYY, 1920-21)
- Became the fourth Phillies player in team history with at least 45 HR/100 RBI/100 R/100 BB in a single season (Mike Schmidt, 1979; Jim Thome, 2003; Ryan Howard, 2006) and became one of 13 players in MLB since 1920 with at least 45 HR/100 RBI/100 R/120 BB in a single season (last, Aaron Judge in 2017)
- Reached 200 career HR on 4/4 at NYY in the 16th-fewest games (824) in ML history
- In May, tied Chuck Klein as the fastest player to reach 50 HR in a calendar month (138 G)
- In June, became the only Phillie with 5 leadoff HR in any month, all-time
- Recorded his 500th career RBI on 7/16 vs SD
- Was the first Phillie since J.T. Realmuto (2019) with 2 grand slams at CBP in a single season with his sixth career GS on 7/1 vs WSH (also, 5/20 vs CHI)
- On 7/15 vs SD, became the first Phillie to homer in both ends of a doubleheader since Rhys Hoskins in 2018
- Homered in 4 straight games for the first time in his career from 7/15 (gm 1)-18
- Had multiple walks in a career-high 5 straight games from 7/28-8/1, the first Phillie with such a streak since Pat Burrell in 6 games from 7/11-16/02
- With his home run on 8/6 vs KC, has officially homered against all 30 major league clubs
- Recorded a 6-game streak with at least one XBH from 8/21-27, the longest such streak of the season by a Phillies batter
- His 25 walks in August were the most by a Phillie in the month since Lenny Dykstra walked 26 times in August 1993
- Hit a leadoff HR in consecutive games from 9/1-2, the third Phillie (4th time) to do so: others, Jimmy Rollins, 2002 & 2005 and Randy Ready, 1989
- Played his 300th game as a Phillie on 9/13 vs ATL and is one of 7 Phils since 1900 with 200+ runs in their first 300 games with the club (last, Jim Thome, 2003-04)
- His 483-foot HR on 9/18 at ATL was the farthest regular season HR by a Phillie in the Statcast era (since 2015) and tied for the 3rd-farthest HR of the year in MLB
- Finished the year slashing .237/.393/.546 (.940 OPS) with 9 HR, 18 RBI, 24 walks & 23 runs in his last 27 games (122 PA) since 9/2
- Reached base safely in 18 straight postseason games from 10/14/22-10/11/23 (16 H, 16 BB, 3 BBP), the 4th-longest such streak in Phillies history
- Hit his fourth career postseason leadoff HR and third as a Phillie in NLCS Game 1, 10/16 vs ARI (Zac Gallen)
- Hit 2 HR in a postseason game for the first time in his career on 10/17 in Game 2 of the NLCS vs ARI (Merrill Kelly)
- Slugged his 19th career postseason HR in NLCS Game 4, 10/20 vs ARI (Kyle Nelson), the most postseason HR by a left-handed hitter in MLB history
- Became the fastest player in MLB history to 20 postseason HR (63 games) in NLCS Game 5, 10/21 at ARI (Zac Gallen), passing José Altuve (68 games)

2022

- Selected as an NL All-Star for the second time in his career (2021); entered the game in LF as a reserve and went 0-for-2 on 7/19 at Dodger Stadium
- Won his first Silver Slugger Award and was named All-MLB Second Team
- Led the NL and finished 2nd in MLB in HR with 46 (NYY's Aaron Judge, 62)

MOST HR IN MLB (2019-24)

1.	Aaron Judge	232
2.	Pete Alonso	226
3.	KYLE SCHWARBER	212
4.	Matt Olson	206
5.	Shohei Ohtani	203

MOST HR IN POSTSEASON HISTORY

1.	Manny Ramirez	29
2.	José Altuve	27
3.	Bernie Williams	22
4.	KYLE SCHWARBER	21
5.	Derek Jeter	20



- Became the first Phillie to lead the NL in HR since 2008 (Ryan Howard, 48)
- Participated in the Home Run Derby on 7/18 as the No. 1 seed and lost to STL's Albert Pujols (No. 8 seed) in the first round, 20-19
- Among all NL players, ranked 3rd in pitches/PA (4.29), 4th in BB (86), T-6th in XBH (70) & runs (100), 8th in SLG (.504), 10th in OPS (.827) & TB (291) and T-10th in GW RBI (13)
- Set a career high in SB (10)
- Set a new franchise record with 8 multi-HR games (previous record was 7 – Dick Allen in 1968 and Ryan Howard & Chase Utley in 2006)
- His 7 leadoff HR were 2nd-most ever in a season by a Phillie at the time, trailing only Jimmy Rollins (9) in 2007
- Hit 38 HR when batting in the leadoff spot, tops in MLB and most in a single season in franchise history
- Became just the fourth player in franchise history with a 40-HR/10-SB season, joining Cy Williams in 1923 (41 HR/11 SB), Dick Allen in 1966 (40 HR/10 SB) and Mike Schmidt in 1980 (48 HR/12 SB)
- Led the NL with 24 HR that were game-tying or go-ahead homers (2nd in MLB to Aaron Judge, 25)
- On Opening Day, 4/8 vs OAK, slugged a leadoff HR (Frankie Montas) and became just the third player to hit a leadoff HR in his first career game as a Phillie, joining Heinie Mueller (1938) and Andrew McCutchen (2019)
- Hit a 468-foot home run on 4/20 at COL (Germán Márquez), which was the farthest HR hit by a Phillie in 2022
- On 4/24 vs MIL, was ejected by home plate umpire Angel Hernandez in the 9th inning
- Recorded his 15th career multi-HR game on 5/1 at NYM (both homers against Max Scherzer)
- Had a career-best 31-game on-base streak, 5/26-6/28, during which he posted a .999 OPS
- Named NL Player of the Month for June, his second career POM Award (other: June 2021) after leading MLB in HR (12) and runs (27) during the month
- With 2 HR on both 7/5 and 7/6, became the first Phillie with consecutive multi-HR games since Chase Utley, 4/13-14/06
- His 29 HR prior to the All-Star break were the 2nd-most ever by a Phillies player, trailing only Mike Schmidt's 31 in 1979
- His HR on 7/22 vs CHI was his 30th in his 91st game of the season, making him the 5th-fastest Phillie ever to reach 30 HR in a season in terms of games
- On 10/3 at HOU, in the postseason-clinching win, hit his seventh leadoff HR (20th career) and logged his eighth multi-HR game of the season (22nd career)
- Had 10 HR against WSH, which were the most by a Phillies player against any club in one season since Mike Schmidt had 10 against CHI in 1980

- Had a sacrifice fly in each game of the NL Wild Card Series at STL
- His HR in Game 1 of the NLCS at SD (Yu Darvish) on 10/18 had an exit velocity of 119.7 mph, which made it the hardest-hit ball in the postseason during the Statcast era (since 2015)
- His HR traveled 488 feet, the 2nd-farthest postseason HR at the time in the Statcast era, trailing only CHI's Willson Contreras (491 feet) on 10/18/17 vs LAD
- His HR on 10/18 was both the hardest-hit ball and farthest HR hit by a Phillie at the time during the Statcast era (regular season and postseason combined)
- In Game 3 of the NLCS vs SD on 10/21, slugged a leadoff HR (Joe Musgrove) and became the second player in franchise history to hit a leadoff HR in the postseason, joining Jimmy Rollins (3; last: 10/15/08 at LAD)
- Became the first Phillie ever to hit a leadoff HR in a World Series during Game 5 on 11/3 vs HOU (Justin Verlander); was the 26th leadoff HR in the history of the Fall Classic
- Set franchise records for walks in a single postseason (15) and longest walk streak in a postseason (8 G, 10/22-11/5)
- Over his final 8 games of the postseason (NLCS Games 4 & 5 and the WS), slashed .280/.486/.760 (1.246 OPS)

2021

- Named an All-Star for the first time in his career (did not play for NL due to injury)
- In 113 games between WSH and BOS, hit 32 HR with 71 RBI and a .928 OPS
- Set career highs in AVG (.266), OBP (.374), SLG (.554) and OPS
- Finished T-1st in MLB in leadoff HR (8) with BAL's Cedric Mullins
- Hit 30 or more HR for the third time in his career (also: 2017 and 2019)
- Hit 28 of his 32 HR against RHP while posting a .990 OPS
- His .623 SLG against RHP ranked 5th among all ML players (min. 300 PA)
- Began the season on the COVID-related IL
- Made his season debut with WSH on 4/12 at STL
- Hit 2 HR in his first 22 games (through 5/8) and then slugged 23 HR in his next 50 games before landing on the IL
- Named NL Player of the Month for June
- Had 5 multi-HR games in June, including a career-high 3 HR on 6/20 vs NYM
- His other multi-HR games that month were on 6/13 vs SF, 6/19 vs NYM, 6/24 at MIA and 6/28 vs NYM
- Set the WSH record for HR in a calendar month (16)
- Tied Albert Belle (1995) for the ML record for most HR in a 10-game span (12 from 6/19-29)
- Set ML records for most HR as a leadoff hitter in a calendar month (15) and most leadoff HR in a calendar month (7)

MR. JUNE

HIGHEST SLG IN JUNE OF 2021-24 COMBINED (min. 250 PA)

1.	Shohei Ohtani	.778
2.	Yordan Alvarez	.663
3.	Fernando Tatis Jr.	.639
4.	Aaron Judge	.624
5.	KYLE SCHWARBER	.619

MOST HR IN JUNE OF 2021-24 COMBINED

1.	Shohei Ohtani	46
2.	KYLE SCHWARBER	42
3.	Vladimir Guerrero Jr.	31
T4.	Matt Olson	28
T4.	Aaron Judge	28

28+ HR IN THE SAME MONTH OF A SEQUENTIAL SEASON IN MLB HISTORY

Sammy Sosa	5 times
KYLE SCHWARBER	1 time
Roger Maris	1 time
Mark McGwire	1 time

- Had no HR from 6/1-11, then from 6/12-29 tied the ML record for HR in an 18-game span (16; also: Sammy Sosa in 1998 and Barry Bonds in 2001)
- Tied the ML record for HR in a 2-game span (5) when he hit 2 HR on 6/19 and 3 HR on 6/20
- Was placed on the 10-day IL on 7/3 (right hamstring strain)
- Traded to BOS on 7/29
- Reinstated from the IL on 8/13 and made his BOS debut that night
- From 8/13 through the end of the season, ranked 2nd in the AL with 33 BB and a .435 OBP (min. 100 PA)
- Reached base safely in 23 consecutive games from 6/19-8/26
- Posted a .571 OBP during his first 10 games with BOS, the highest in club history by a player over his first 10 games with the club
- Hit his eighth leadoff HR of the season on 9/3 vs CLE, the 13th of his career
- On 9/22 vs NYM, logged his 14th career multi-HR game and sixth of the year (fourth against NYM)
- Started each of his 72 games with WSH in LF
- With BOS, made 14 starts as the DH, 14 in LF and 9 at 1st base (those were his first career starts at the position)

2020

- Tied for the team lead with 30 walks, while his 11 HR were T-2nd on the club
- His 11 HR ranked T-10th among NL left-handed hitters while his 30 walks were T-9th
- Appeared in 59 of the team's 60 regular season games, making 48 starts in LF and 9 as the designated hitter
- Did not commit an error in 73 total chances in LF
- Went 0-for-4 with 3 walks in the Wild Card Series against MIA

2019

- Set career high in doubles (29)
- His 38 homers were 2nd-most in a single season by a LHH in franchise history behind Hall of Famer Billy Williams (42 in 1970)
- His 20 HR after the All-Star break paced NL left-handed hitters and ranked T-4th in the NL overall
- Led NL left fielders with 7 outfield assists
- Hit his 100th career HR, 8/15 at PHI in his 453rd game, becoming the fastest player in CHI history to reach the mark
- Hit 5 leadoff homers: 5/24 vs CIN, 5/29 at HOU, 6/13 at LAD, 6/18 vs CWS and 6/27 vs ATL
- Hit his first career walk-off HR on 7/16 vs CIN

2018

- Hit 26 HR and when combined with his 30 HR in 2017, became the first CHI outfielder with consecutive seasons of 26 or more HR since Alfonso Soriano in 2011-12
- Led the team with 78 walks
- Participated in the Home Run Derby at Nationals Park and reached the final round before losing to Bryce Harper, 19-18
- Recorded 11 outfield assists, tied for the most by any LF with BOS' Andrew Benintendi
- Recorded his sixth career multi-homer game, 4/24 at CLE

2017

- Finished 2nd on CHI with 30 HR
- His 27 HR against RHP ranked T-4th in the NL

- Averaged one home run every 14.07 AB, a mark that would have been 3rd-highest in the NL had he qualified for the league lead (was just 16 plate appearances short)
- Appeared in 11 games with Iowa (AAA)

2016

- Was a member of CHI's World Series championship team
- Suffered a regular season-ending left knee injury two games into the season when he collided with Dexter Fowler in the outfield on 4/7 at ARI
- Had torn ligaments (ACL and LCL) in his left knee along with a severely sprained left ankle
- Underwent ACL reconstruction and LCL repair surgery on his left knee, 4/19 (Dr. Daniel Cooper)
- Activated from the 60-day IL on 10/22 and was assigned to Mesa in the Arizona Fall League to rehab, appearing in 2 games
- Was added to the World Series roster and went 7-for-17 (.412) with a double, 2 RBI and 3 walks, becoming the first position player to collect a hit in the World Series after going hitless during the regular season
- Recorded a pair of RBI singles in Game 2 and went 3-for-5 in the decisive Game 7 at CLE, including a single to begin the 10th inning

2015

- Made his ML debut with CHI one year after he was selected 4th overall in the 2014 MLB Draft
- Was 5th among NL rookies with 16 HR and 7th with 52 runs scored
- Had his contract selected from Tennessee (AA) on 6/16 and made his ML debut as a defensive replacement that night vs CLE
- Recorded his first career hit on 6/17 at CLE, an RBI triple in the 2nd inning off Shaun Marcum
- Clubbed his first career HR in his third game, 6/18 at CLE (Danny Salazar)
- Appeared in 17 games with Iowa (AAA)
- Named MVP of the All-Star Futures Game at Great American Ball Park
- Entered the season ranked as the No. 19 overall prospect in baseball, according to *Baseball America*

2014

- Hit .344 (90-262) with 18 doubles, 2 triples, 18 HR, 53 RBI, 55 runs, 39 walks and a 1.062 OPS in 72 combined games between Boise (R), Kane County (A) and Daytona (A) in his first professional season

PERSONAL

Kyle Joseph Schwarber... Married, wife's name is Paige; has two sons, Kade and Asher... 2011 graduate of Middletown High School (OH)... Attended Indiana University... Was a two-time First-Team All-American and was the highest draft pick in Indiana baseball history... Was one of three finalists for the 2014 Johnny Bench Award, given to the top Division I catcher in the nation... Hosts frontline heroes and first responders through his community ticket program, Schwarber's Neighborhood Heroes... Received the 2024 Humanitarian of the Year Award from the Philadelphia Sports Writers Association... Joined other athletes and celebrities in playing in the Annexus Pro-Am at the WM Phoenix Open during the 2024 offseason... **Hobbies:** Golf, fishing and hunting... **Signed by:** Stan Zielinski

KYLE SCHWARBER'S CAREER STATISTICS

YEAR	CLUB	AVG	G	AB	R	H	2B	3B	HR	RBI	SH	SF	HP	BB	SO	SB	CS	OBP	SLG	OPS	E
2014	Boise	.600	5	20	7	12	1	1	4	10	0	1	1	2	2	0	1	.625	1.350	1.975	2
	Kane County	.361	23	83	17	30	8	0	4	15	0	0	2	11	17	1	1	.448	.602	1.050	0
	Daytona	.302	44	159	31	48	9	1	10	28	0	5	1	26	38	4	0	.393	.560	.953	3
2015	Tennessee	.320	58	197	39	63	10	1	13	39	1	2	1	42	49	1	0	.438	.579	1.017	5
	Iowa	.333	17	60	7	20	7	1	3	10	0	0	0	7	23	0	0	.403	.633	1.036	2
	CHICAGO-NL	.246	69	232	52	57	6	1	16	43	0	1	4	36	77	3	3	.355	.487	.842	5
2016	CHICAGO-NL	.000	2	4	0	0	0	0	0	0	0	0	0	1	2	0	0	.200	.000	.200	0
	CHICAGO-NL	.211	129	422	67	89	16	1	30	59	0	0	5	59	150	1	1	.315	.467	.782	5
	Iowa	.343	11	35	9	12	1	0	4	9	0	0	1	8	12	0	0	.477	.714	1.191	0
2018	CHICAGO-NL	.238	137	428	64	102	14	3	26	61	1	2	1	78	140	4	3	.356	.467	.823	1
	CHICAGO-NL	.250	155	529	82	132	29	3	38	92	0	6	5	70	156	2	3	.339	.531	.870	6
	CHICAGO-NL	.188	59	191	30	36	6	0	11	24	0	0	3	30	66	1	0	.308	.393	.701	0
2021	WASHINGTON	.253	72	265	42	67	9	0	25	53	0	2	5	31	88	1	1	.340	.570	.910	3
	BOSTON	.291	41	134	34	39	10	0	7	18	0	0	1	33	39	0	0	.435	.522	.957	1
	WSH/BOS	.266	113	399	76	106	19	0	32	71	0	2	6	64	127	1	1	.374	.554	.928	4
2022	PHILLIES	.218	155	577	100	126	21	3	*46	94	0	2	4	86	*200	10	1	.323	.504	.827	1
	PHILLIES	.197	160	585	108	115	19	1	47	104	0	3	6	126	*215	0	2	.343	.474	.817	5
	PHILLIES	.248	150	573	110	142	22	0	38	104	0	8	5	*106	197	5	3	.366	.485	.851	0
Minors Totals		.334	158	554	110	185	36	4	38	111	1	8	6	96	141	6	2	.432	.619	1.051	12
AL Totals		.291	41	134	34	39	10	0	7	18	0	0	1	33	39	0	0	.435	.522	.957	1
NL Totals		.228	1088	3806	655	866	142	12	277	634	1	24	38	623	1291	27	17	.340	.489	.830	26
ML Totals		.230	1129	3940	689	905	152	12	284	652	1	24	39	656	1330	27	17	.343	.491	.834	27

* League leader

SCHWARBER'S WILD CARD SERIES STATISTICS

YEAR	CLUB, OPP	AVG	G	AB	R	H	2B	3B	HR	RBI	SH	SF	HP	BB	SO	SB	CS	OBP	SLG	OPS	E
2015	CHI, PIT	.667	1	3	1	2	0	0	1	3	0	0	0	0	0	0	0	.667	1.667	2.333	0
2018	CHI, COL	.000	1	1	0	0	0	0	0	0	0	0	0	0	1	0	0	.000	.000	.000	0
2020	CHI, MIA	.000	2	4	0	0	0	0	0	0	0	0	0	3	1	0	0	.429	.000	.429	0
2021	BOS, NYY	.333	1	3	2	1	0	0	1	1	0	0	0	1	0	0	0	.500	1.333	1.833	0
2022	PHI, STL	.000	2	7	0	0	0	0	0	2	0	2	0	0	4	0	0	.000	.000	.000	0
2023	PHI, MIA	.250	2	8	1	2	1	0	0	1	0	0	0	0	5	0	0	.250	.375	.625	0
WC Totals		.192	9	26	4	5	1	0	2	7	0	2	0	4	11	0	0	.281	.462	.743	0

SCHWARBER'S DIVISION SERIES STATISTICS

YEAR	CLUB, OPP	AVG	G	AB	R	H	2B	3B	HR	RBI	SH	SF	HP	BB	SO	SB	CS	OBP	SLG	OPS	E
2015	CHI, STL	.500	4	10	3	5	0	0	2	2	0	0	0	2	3	0	0	.583	1.100	1.683	0
2016	CHI, SF	Injured – Did not play																			
2017	CHI, WSH	.200	3	5	1	1	0	0	0	0	0	0	0	1	3	0	0	.333	.200	.533	2
2021	BOS, TB	.313	4	16	4	5	0	0	1	1	0	0	0	2	4	1	0	.389	.500	.889	1
2022	PHI, ATL	.077	4	13	2	1	0	0	0	0	0	0	2	3	4	0	0	.333	.077	.410	0
2023	PHI, ATL	.118	4	17	0	2	1	0	0	0	0	0	1	1	5	0	0	.211	.176	.387	0
2024	PHI, NYM	.125	4	16	2	2	0	0	1	1	0	0	1	2	6	0	0	.263	.313	.576	0
DS Totals		.208	23	77	12	16	1	0	4	4	0	0	4	11	25	1	0	.337	.377	.714	3

SCHWARBER'S LEAGUE CHAMPIONSHIP SERIES STATISTICS

YEAR	CLUB, OPP	AVG	G	AB	R	H	2B	3B	HR	RBI	SH	SF	HP	BB	SO	SB	CS	OBP	SLG	OPS	E
2015	CHI, NYM	.143	4	14	2	2	0	0	2	3	0	0	0	2	5	0	0	.250	.571	.821	0
2016	CHI, LAD	Injured – Did not play																			
2017	CHI, LAD	.167	4	12	1	2	0	0	1	1	0	0	0	2	2	0	0	.286	.417	.702	0
2021	BOS, HOU	.120	6	25	2	3	1	0	1	4	0	0	0	2	7	0	0	.185	.280	.465	1
2022	PHI, SD	.400	5	15	6	6	0	0	3	4	0	0	0	6	3	2	0	.400	1.000	1.571	0
2023	PHI, ARI	.364	7	22	8	8	2	0	5	5	0	0	0	8	7	0	0	.533	1.136	1.669	0
LCS Totals		.239	26	88	19	21	3	0	12	17	0	0	0	20	24	2	0	.380	.682	1.062	1

SCHWARBER'S WORLD SERIES STATISTICS

YEAR	CLUB, OPP	AVG	G	AB	R	H	2B	3B	HR	RBI	SH	SF	HP	BB	SO	SB	CS	OBP	SLG	OPS	E
2016	CHI, CLE	.412	5	17	2	7	1	0	0	2	0	0	0	3	4	1	0	.500	.471	.971	0
2022	PHI, HOU	.250	6	20	5	5	0	0	3	4	0	0	0	6	7	1	0	.423	.700	1.123	1
WS Totals		.324	11	37	7	12	1	0	3	6	0	0	0	9	11	2	0	.457	.595	1.052	1

SCHWARBER'S ALL-STAR GAME STATISTICS

YEAR	CLUB, SITE	AVG	G	AB	R	H	2B	3B	HR	RBI	SH	SF	HP	BB	SO	SB	CS	OBP	SLG	OPS	E
2021	NL, COL	Injured – Did not play																			
2022	NL, LAD	.000	1	2	0	0	0	0	0	0	0	0	0	0	1	0	0	.000	.000	.000	0
ASG	Totals	.000	1	2	0	0	0	0	0	0	0	0	0	0	1	0	0	.000	.000	.000	0

SCHWARBER'S WORLD BASEBALL CLASSIC STATISTICS

YEAR	CLUB	AVG	G	AB	R	H	2B	3B	HR	RBI	SH	SF	HP	BB	SO	SB	CS	OBP	SLG	OPS	E
2023	USA	.214	5	14	4	3	0	0	2	4	0	0	1	5	1	0	0	.450	.643	1.093	0

SCHWARBER'S CAREER TRANSACTIONS

- Selected by Chicago Cubs in 1st round (4th overall) of 2014 MLB Draft
- On injured list with a torn ACL and LCL in his left knee and severely sprained left ankle, April 8, 2016 through the remainder of the season
- Signed by Washington Nationals as a free agent, January 9, 2021
- On COVID-related injured list, April 6-11, 2021
- On injured list with a right hamstring strain, July 3-August 12, 2021; included rehab assignment to Worcester, August 12
- Traded to Boston Red Sox for Aldo Ramirez (rhp), July 29, 2021
- Signed by Philadelphia as a free agent, March 20, 2022
- On injured list with a left groin strain, June 28-July 7, 2024

SCHWARBER'S CAREER FIELDING

POSITION	PCT	G	PO	A	E	TC	DP	PB
Catcher	.969	26	120	7	4	131	1	2
First base	.985	11	65	1	1	67	8	
Outfield	.982	799	1153	38	22	1213	4	

SCHWARBER'S GAME HIGHS

HITS: 5 – 9/3/24 at TOR... **RUNS:** 4 – 3 times, last: 9/3/24 at TOR... **DOUBLES:** 2 – 13 times, last: 8/24/24 at KC... **TRIPLES:** 1 – 12 times, last: 6/9/23 vs LAD... **HOME RUNS:** 3 – 3 times, last: 9/3/24 at TOR... **RBI:** 7 – 2 times, last: 8/7/24 at LAD... **WALKS:** 4 – 4 times, last: 5/18/24 vs WSH... **STOLEN BASES:** 2 – 5/13/18 vs CWS... **HITTING STREAK:** 10 games – 9/1-13/24

SCHWARBER'S NOTABLE HOMERS

GRAND SLAMS: 7 – 6/3/17 vs STL (Mike Leake); 7/28/19 at MIL (Zach Davies); 9/5/19 at MIL (Drew Pomeranz); 8/30/20 at CIN (Jose De Leon); 5/20/23 vs CHI (Jameson Taillon); 7/1/23 vs WSH (Thaddeus Ward); 8/14/24 vs MIA (Edward Cabrera)... **INSIDE-THE-PARK HR:** None... **LEADOFF HR:** 46 – 5/24/19 vs CIN (Anthony DeSclafani); 5/29/19 at HOU (Wade Miley); 6/13/19 at LAD (Clayton Kershaw); 6/18/19 vs CWS (Ivan Nova); 6/27/19 vs ATL (Bryse Wilson); 6/12/21 vs SF (gm 1) (Kevin Gausman); 6/13/21 vs SF (Johnny Cueto); 6/19/21 vs NYM (gm 2) (Robert Gsellman); 6/20/21 vs NYM (Taijuan Walker); 6/24/21 at MIA (Cody Poteet); 6/28/21 vs NYM (Jerad Eickhoff); 6/29/21 vs TB (Rich Hill); 9/3/21 vs CLE (Cal Quantrill); 4/8/22 vs OAK (Frankie Montas); 6/3/22 vs LAA (Chase Silseth); 7/5/22 vs WSH (Paolo Espino); 7/22/22 vs CHI (Justin Steele); 9/25/22 vs ATL (Charlie Morton); 10/1/22 at WSH (gm 2) (Tommy Romero); 10/3/22 at HOU (Lance McCullers Jr.); 6/6/23 vs DET (Tyler Alexander); 6/13/23 at ARI (Zach Davies); 6/16/23 at OAK (JP Sears); 6/18/23 at OAK (Hogan Harris); 6/29/23 at CHI (Kyle Hendricks); 7/18/23 vs MIL (Julio Teherán); 8/27/23 vs STL (Drew Rom); 9/1/23 at MIL (Freddy Peralta); 9/2/23 at MIL (Colin Rea); 9/6/23 at SD (Michael Wacha); 9/28/23 vs PIT (Luis Ortiz); 3/31/24 vs ATL (Chris Sale); 4/13/24 vs PIT (Marco Gonzales); 4/17/24 vs COL (Ryan Feltner); 4/26/24 at SD (Joe Musgrove); 5/29/24 at SF (Kyle Harrison); 6/11/24 at BOS (Kutter Crawford); 6/14/24 at BAL (Kyle Bradish); 7/10/24 vs LAD (Gavin Stone); 7/28/24 vs CLE (Joey Cantillo); 8/4/24 at SEA (Logan Gilbert); 8/7/24 at LAD (Gavin Stone); 9/3/24 at TOR (Chris Bassitt); 9/4/24 at TOR (Bowden Francis); 9/10/24 vs TB (Taj Bradley); 9/21/24 at NYM (Sean Manaea)... **PINCH HR:** 1 – 6/11/17 vs COL (Jordan Lyles)... **WALK-OFF HR:** 4 – 7/16/19 vs CIN (Raisel Iglesias); 4/16/21 vs ARI (Alex Young); 4/30/21 vs MIA (Yimi Garcia); 6/9/23 vs LAD (Caleb Ferguson)



B-T: R-R
HT: 6-0; **WT:** 200
OPENING DAY AGE: 29
BORN: March 6, 1996, Panama City, Panama
RESIDES: Panama City, Panama
ML SERVICE: 4 years, 140 days
HOW OBTAINED: Acquired from St. Louis Cardinals for JoJo Romero, 7/30/22

2024

- Set single-season career highs in RBI (31) and stolen bases (7) while his 39 runs scored and 4 triples tied career highs
- Slashed .272/.325/.452 in 68 games as a starter; Phils were 41-27 in those games
- Defensively, appeared at SS (48 G, 38 GS), 3rd base (23 G, 13 GS) and 2nd base (20 G, 17 GS)
- Reached base safely in a career-high 12 straight games from 5/3-17 (.344/.475/.531) with 11 hits, 6 walks, 2 HBP and a 1.006 OPS
- His 4 triples in May were the most by a Phillies batter in the month since Jimmy Rollins tallied 5 triples in May 2007
- Recorded an XBH in a career-high 4 straight games from 5/22-25 (2 2B, 3B, 2 HR)
- His HR on 5/31 vs STL (439 ft.) was the first Ashburn Alley HR by a Phillie since Darick Hall on 7/22/22 and the hardest-hit HR of his career (110 mph)
- Reached base safely in 28 of 32 games (120 PA) while Trea Turner was on the IL from 5/4-6/16, slashing .275/.336/.505 with an .841 OPS
- His HR on 8/31 vs ATL was the farthest of his career (450 ft.) and farthest by a Phillie at CBP in 2024
- On the 10-day IL from 9/7-16 with back spasms; made 2 rehab appearances with Lehigh Valley (AAA) at 2B & SS
- Started at 3rd base in Game 2 of the NLDS vs NYM on 10/6 and started at 2nd base in Game 3 on 10/8; hit .250 (1-4) with a HBP and a run
- Was the Phillies' Heart and Hustle Award nominee, presented annually to a player based on passion, desire and work ethic both on and off the field

2023

- Made his third career Opening Day roster and first with the Phillies
- Started 78 of his 104 games (65 at 3rd base, 9 at SS, 4 at 2nd base) & slashed .251/.293/.414 with 23 XBH & 27 RBI as a starter
- Recorded his first season with double-digit HR (10)
- His 15 doubles were a career high
- Hit his first career pinch-hit HR on 4/7 vs CIN
- Collected an RBI in a career-high-tying 3 straight games from 4/7-9
- Recorded a 3-hit game on 5/20 vs CHI
- Played his 100th game in a Phillies uniform on 8/2 at MIA
- Tallied two 7-game hitting streaks: 8/11-29 and 6/25-7/15 (gm 2)
- Appeared in his 300th career game on 9/17 at STL and scored his 100th career run on 9/11 vs ATL (gm 2)
- Appeared in 2 postseason games; pinch-hit in NLCS Game 2, 10/17 vs ARI and pinch-ran in NLCS Game 4, 10/20 at ARI

2022

- Began the season with STL
- Acquired by the Phillies on 7/30 from STL for LHP JoJo Romero
- Played in his first game with the Phillies on 8/2 at ATL (defensive replacement at 3rd base; 0-0, HBP)
- Made 14 starts with the Phillies: 7 at 3rd base and 7 at SS
- Phillies went 11-3 (.786) in his 14 starts
- Tallied 9 outs above average (OAA) as an infielder, according to Statcast data
- On 8/13 at NYM, became only the sixth Phillie since 1900 with 2 SB and 0 PA in a game
- Reached base safely in 11 consecutive plate appearances over a span of 4 starts, 8/31-9/9
- Homered in consecutive games, 9/6-7, for the first time in his career
- Was on the 10-day IL from 9/16-end of the regular season with a right hamstring strain
- Started 4 games for the Phillies in the postseason, including Games 2 and 6 of the World Series at HOU
- While playing 3rd base, recorded the final out in the Phillies' win in Game 2 of the NLWCs at STL on 10/8
- Collected his first career postseason hit (double) and RBI in Game 1 of the NLDS at ATL on 10/11

2021

- Among all NL players, was 4th in HBP (17)
- Set a career high with 113 games played and set career marks in several offensive categories
- Per FanGraphs, tallied 8 defensive runs saved (DRS) in 518.0 innings at shortstop, which ranked T-7th among all MLB shortstops
- Went 4-for-6 with 3 runs, 2 triples and 5 RBI on 8/28 at PIT
- Slashed .364/.453/.618 (1.071 OPS) in 22 games over 64 plate appearances in August
- Started at SS for STL in the Wild Card Game at LAD on 10/6
- Following the season, played for Aguilas in the Dominican Winter League

2020

- Did not play

2019

- Played most of the season with Memphis (AAA)
- Had 2 stints with STL: 7/16-18 and 9/2 through the remainder of the season
- Collected his first ML hit on 7/18 at CIN with a pinch single (Jimmy Herget)

2018

- Began the season with Springfield (AA)
- Promoted to Memphis on 6/23
- Recalled by STL on 9/23 and made his ML debut that night vs SF; collected his first career walk and run scored after entering the game as a pinch-hitter in the 8th inning

2017

- Spent most of the season with Palm Beach (A)
- Had 2 stints on the IL: 6/1-16 (sprained right ankle) and 6/18-8/25 (sprained left wrist)
- Following the season, played for Surprise in the Arizona Fall League and hit .305 with 7 RBI

2016

- Played for Panama in the qualifying round of the World Baseball Classic
- Named a Midwest League midseason All-Star
- Was on the IL with a left wrist injury, 8/1 through the end of the season

2015

- Named an Appalachian League postseason All-Star
- Spent the season with Johnson City (R)

- Collected 19 XBH and posted a .485 SLG in 49 games
- Hit 2 HR on 8/18 at Greenville
- Following the season, was named the No. 7 prospect in STL's minor league system by *Baseball America*

2014

- Spent majority of the season with Gulf Coast League Cardinals (R)
- Appeared in 3 games for State College (A) after being promoted on 8/30

2013

- Began pro career with Dominican Summer League Cardinals (R)
- Had 22 walks to 15 strikeouts while posting a .396 OBP in 47 games

PERSONAL

Edmundo Israel Sosa... Married Daira Vega (7/3/19); has one daughter, Naya Kaela... Led Panama Metro to junior national titles in 2012 and 2013... Represented Panama at the 18U World Championships in South Korea in 2012... **Hobby:** Watching movies... **Signed by:** Moises Rodriguez

EDMUNDO SOSA'S CAREER STATISTICS

YEAR	CLUB	AVG	G	AB	R	H	2B	3B	HR	RBI	SH	SF	HP	BB	SO	SB	CS	OBP	SLG	OPS	E
2013	DSL Cardinals	.314	47	169	33	53	8	3	3	27	1	3	3	22	15	7	5	.396	.450	.846	14
2014	GCL Cardinals	.275	52	207	37	57	8	5	1	23	1	3	4	18	29	8	5	.341	.377	.717	11
	State College	.200	3	5	0	1	0	0	0	0	0	0	0	2	0	0	0	.200	.200	.400	1
2015	Johnson City	.300	49	200	30	60	8	4	7	16	1	0	6	16	38	6	2	.369	.485	.854	7
2016	Peoria	.268	88	351	42	94	13	1	3	30	3	3	2	19	71	5	4	.307	.336	.643	15
	Palm Beach	.294	9	34	3	10	0	2	0	4	0	0	0	1	8	0	0	.314	.412	.726	0
2017	Springfield	.000	1	4	0	0	0	0	0	0	0	0	0	1	0	0	0	.000	.000	.200	0
	GCL Cardinals	.364	6	22	7	8	1	0	1	2	0	0	0	1	2	0	0	.391	.545	.937	0
	Palm Beach	.285	51	193	25	55	10	1	0	14	4	1	1	12	34	3	0	.329	.347	.676	12
2018	ST. LOUIS	.000	3	2	1	0	0	0	0	0	0	0	0	1	1	0	0	.333	.000	.000	0
	Memphis	.262	56	191	31	50	13	0	5	27	0	1	4	13	42	5	2	.321	.408	.729	5
	Springfield	.276	67	261	34	72	17	1	7	32	2	2	4	9	52	1	2	.308	.429	.737	11
2019	ST. LOUIS	.250	8	8	2	2	0	0	0	0	0	0	1	1	2	1	0	.400	.250	.650	0
	Memphis	.291	118	453	70	132	18	5	17	62	4	6	16	17	96	2	3	.335	.466	.801	13
2020	Did not play																				
2021	ST. LOUIS	.271	113	288	39	78	8	4	6	27	1	2	17	17	63	4	4	.346	.389	.735	11
2022	ST. LOUIS	.189	53	122	17	23	4	3	0	8	0	0	5	4	38	3	1	.244	.270	.514	3
	Springfield+	.375	2	8	1	3	0	0	0	0	0	0	1	0	0	0	0	.444	.375	.819	0
	PHILLIES	.315	25	54	9	17	7	1	2	13	1	1	2	1	12	3	0	.345	.593	.938	1
	STL/PHI	.227	78	176	26	40	11	4	2	21	1	1	7	5	50	6	1	.275	.369	.644	4
2023	PHILLIES	.251	104	279	34	70	15	2	10	30	2	1	9	8	74	4	2	.293	.427	.720	11
2024	PHILLIES	.257	90	249	39	64	12	4	7	31	1	2	8	13	66	7	1	.313	.422	.735	6
	Lehigh Valley+	.111	2	9	0	1	0	0	0	0	0	0	0	0	1	0	0	.111	.111	.222	0
Minors Totals		.283	551	2107	313	596	96	22	44	237	16	19	41	129	390	37	23	.334	.412	.746	89
ML Totals		.253	396	1002	141	254	46	14	25	109	5	6	42	45	256	22	8	.311	.402	.713	32

+ Rehab assignment

SOSA'S WILD CARD SERIES STATISTICS

YEAR	CLUB, OPP	AVG	G	AB	R	H	2B	3B	HR	RBI	SH	SF	HP	BB	SO	SB	CS	OBP	SLG	OPS	E
2021	STL, LAD	.000	1	4	0	0	0	0	0	0	0	0	0	0	1	0	0	.000	.000	.000	0
2022	PHI, STL	---	2	0	1	0	0	0	0	0	0	0	0	0	0	0	0	---	---	---	0
2023	PHI, MIA	Did not play																			
WC Totals		.000	3	4	1	0	0	0	0	0	0	0	0	0	1	0	0	.000	.000	.000	0

SOSA'S DIVISION SERIES STATISTICS

YEAR	CLUB, OPP	AVG	G	AB	R	H	2B	3B	HR	RBI	SH	SF	HP	BB	SO	SB	CS	OBP	SLG	OPS	E
2022	PHI, ATL	.500	2	2	1	1	1	0	0	1	0	1	0	1	0	0	0	.500	1.000	1.500	0
2023	PHI, ATL	Did not play																			
2024	PHI, NYM	.250	2	4	1	1	0	0	0	0	0	0	1	0	2	0	0	.400	.250	.650	1
DS	Totals	.333	4	6	2	2	1	0	0	1	0	1	1	1	2	0	0	.444	.500	.944	1

SOSA'S LEAGUE CHAMPIONSHIP SERIES STATISTICS

YEAR	CLUB, OPP	AVG	G	AB	R	H	2B	3B	HR	RBI	SH	SF	HP	BB	SO	SB	CS	OBP	SLG	OPS	E
2022	PHI, SD	.500	4	2	0	1	0	0	0	1	0	0	0	0	1	0	0	.500	.500	1.000	0
2023	PHI, ARI	.000	2	1	0	0	0	0	0	0	0	0	0	0	0	0	0	.000	.000	.000	0
LCS	Totals	.333	6	3	0	1	0	0	0	1	0	0	0	0	1	0	0	.333	.333	.666	0

SOSA'S WORLD SERIES STATISTICS

YEAR	CLUB, OPP	AVG	G	AB	R	H	2B	3B	HR	RBI	SH	SF	HP	BB	SO	SB	CS	OBP	SLG	OPS	E
2022	PHI, HOU	.000	4	4	0	0	0	0	0	0	0	0	0	0	3	0	0	.000	.000	.000	1

SOSA'S CAREER TRANSACTIONS

- Signed by St. Louis Cardinals as an amateur free agent, July 2, 2017
- Traded to Philadelphia for JoJo Romero (lhp), July 30, 2022
- On injured list with a right hamstring strain, September 16-October 5, 2022
- On injured list with back spasms, September 7-16, 2024; included rehab assignment to Lehigh Valley, September 14-16

SOSA'S CAREER FIELDING

POSITION	PCT	G	PO	A	E	TC	DP
Second base	.983	55	85	91	3	179	28
Third base	.961	136	87	211	12	310	9
Shortstop	.972	179	200	390	17	607	80
Outfield	1.000	3	1	0	0	1	0

SOSA'S GAME HIGHS

HITS: 4 – 8/28/21 at PIT... **RUNS:** 3 – 2 times, last: 9/3/21 at MIL... **DOUBLES:** 2 – 3 times, last: 4/28/23 at HOU... **TRIPLES:** 2 – 8/28/21 at PIT... **HOME RUNS:** 1 – 25 times, last: 8/31/24 vs ATL... **RBI:** 5 – 8/28/21 at PIT... **WALKS:** 2 – 5/10/24 at MIA... **STOLEN BASES:** 2 – 8/13/22 at NYM... **HITTING STREAK:** 8 games – 5/18-26/21

SOSA'S NOTABLE HOMERS

GRAND SLAMS: None... **INSIDE-THE-PARK HR:** None... **LEADOFF HR:** None... **PINCH HR:** 1 – 4/7/23 vs CIN (Reiver Sanmartin)... **WALK-OFF HR:** None



B-T: L-L

HT: 5-10; **WT:** 204

OPENING DAY AGE: 28

BORN: September 12, 1996, Fremont, CA

RESIDES: Maricopa, AZ

ML SERVICE: 88 days

HOW OBTAINED: Claimed off waivers from San Francisco Giants, 5/26/23

2024

- Was a non-roster invitee to ML spring training and appeared in 18 games with the Phillies over 2 stints with the club
- Began season with Lehigh Valley and led all IronPigs players in doubles, walks and stolen bases while tied for first in triples
- Had his contract selected from Lehigh Valley on 8/9 (optioned on 8/23) and had a second stint with the Phillies from 9/5-23
- Made his Phillies debut on 8/10 at ARI
- Delivered a pinch-hit 2-run double in the 8th inning on 9/10 vs TB, his first career RBI as a pinch-hitter and first career game-winning hit in the 7th inning or later
- On 9/14 vs NYM, knocked a go-ahead two-run double in the 7th inning and robbed J.D. Martinez of a game-tying HR in the 8th inning to help the Phillies overcome a 4-0 deficit for a 6-4 victory
- Was named International League Player of the Month for July and set a Lehigh Valley franchise record with 5 SB on 7/2 vs Scranton/Wilkes-Barre
- Was a part of the club's stay-ready camp for the duration of the postseason

2023

- Started the season in OAK's system before being traded to SF on 4/19
- Played 6 games for SF and was designated for assignment on 5/19
- Claimed off waivers by the Phillies on 5/26 and assigned to Lehigh Valley
- In 76 triple-A games between 3 different organizations, slashed .255/.413/.412 in 289 plate appearances and started games at all 3 outfield positions
- In 56 games for Lehigh Valley, posted a .437 OBP and .472 SLG across 202 plate appearances
- Tied a Lehigh Valley franchise record with 4 BB on 9/20

2022

- Began the season with Durham (AAA) in TB's system and had a 16-game on-base streak from 4/9-5/4
- Traded to OAK on 7/9 and made his ML debut on 8/10, starting in CF

- Singled off Aaron Loup for his first ML hit on 8/10 vs LAA
- Drove in his first ML run on 8/21 vs SEA
- Played 24 games for Las Vegas (AAA) in OAK's system

2021

- Spent the entire season with Montgomery (AA)
- Led the Double-A South Division in sacrifice flies (7), tied for the lead in sacrifice hits (6), ranked 5th in walks (56), 6th in OBP (.368) and T-7th in stolen bases (17)
- Hit his first pro grand slam on 5/7
- Did not commit an error in 163 total chances

2020

- Was a non-roster invitee to TB spring training
- Did not play

2019

- Named a Florida State League postseason All-Star
- Began the season playing 90 games with Dunedin (A) before being traded to HOU on 7/31
- Combined to slash .288/.388/.384 with a .772 OPS in 113 games between Dunedin and Fayetteville (A)
- Tallied 21 outfield assists and made 54 starts in LF, 48 starts in CF and 5 starts in RF
- Had a 22-game hitting streak from 6/8-7/10

2018

- Named an Appalachian League postseason All-Star
- Named an Organization All-Star by MiLB.com
- Made his pro debut with the Gulf Coast League Blue Jays (R)
- Promoted to Bluefield (R) on 6/28

PERSONAL

Cal Stevenson... Married, wife's name is Rebekah; has two children... Graduated from John F. Kennedy High School (CA)... Was a four-year letter winner in baseball under his father, head coach Jim Stevenson... Attended University of Nevada-Reno, Chabot Junior College (AZ) and the University of Arizona... Earned First-Team CCCAA honors at Chabot in 2016... Was an honorable mention All-Pac-12 selection in 2017... **Hobbies:** Golf and traveling... **Signed by:** Darold Brown

CAL STEVENSON'S CAREER STATISTICS

YEAR	CLUB	AVG	G	AB	R	H	2B	3B	HR	RBI	SH	SF	HP	BB	SO	SB	CS	OBP	SLG	OPS	E
2018	GCL Blue Jays	.474	6	19	12	9	2	0	0	2	0	1	0	11	3	1	0	.645	.579	1.224	1
	Bluefield	.359	53	195	61	70	13	6	2	29	0	1	0	53	21	20	1	.494	.518	1.012	1
2019	Dunedin	.298	90	336	59	100	9	4	5	50	3	1	0	50	52	11	6	.388	.393	.781	0
	Fayetteville	.247	23	81	18	20	6	1	0	9	0	0	0	19	13	2	3	.390	.346	.736	3
2020	Did not play																				
2021	Montgomery	.254	92	295	51	75	15	1	9	41	#6	*7	1	56	78	17	5	.368	.403	.771	0
2022	Durham	.265	57	170	29	45	7	1	2	17	1	1	0	31	42	9	2	.376	.353	.729	0
	Las Vegas	.322	24	87	23	28	2	2	4	19	0	2	1	14	12	7	1	.413	.529	.942	0
	OAKLAND	.167	23	60	5	10	3	0	0	1	2	1	0	8	23	1	1	.261	.217	.478	0
2023	Las Vegas	.348	7	23	7	8	2	0	0	2	0	0	0	6	3	3	0	.483	.435	.918	0
	Sacramento	.163	13	49	8	8	0	0	1	1	0	0	1	8	19	2	2	.293	.224	.517	1
	SAN FRANCISCO	.000	6	9	1	0	0	0	0	0	0	0	0	3	2	0	0	.250	.000	.250	0
2024	Lehigh Valley	.271	56	144	39	39	5	0	8	30	3	7	2	46	45	14	3	.437	.472	.909	0
	Lehigh Valley	.302	101	321	68	97	25	5	8	44	5	3	0	68	66	29	5	.421	.486	.907	1
	PHILLIES	.250	18	24	2	6	3	0	0	6	0	0	0	3	4	0	0	.333	.375	.708	0
Minors Totals		.290	522	1720	375	499	86	20	39	244	18	23	5	362	354	115	28	.410	.431	.841	7
AL	Totals	.167	23	60	5	10	3	0	0	1	2	1	0	8	23	1	1	.261	.217	.478	0
NL	Totals	.182	24	33	3	6	3	0	0	6	0	0	0	6	6	0	0	.308	.273	.580	0
ML	Totals	.172	47	93	8	16	6	0	0	7	2	1	0	14	29	1	1	.278	.237	.515	0

* League lead
Tied for league lead

STEVENSON'S CAREER TRANSACTIONS

- Selected by Los Angeles Dodgers in 36th round of 2016 MLB Draft, but did not sign
- Selected by Toronto Blue Jays in 10th round of 2018 MLB Draft
- Traded to Houston Astros for Derek Fisher (of), July 31, 2018
- Traded to Tampa Bay Rays for Austin Pruitt (rhp), January 9, 2020
- Traded to Oakland Athletics for Christian Bethancourt (c), July 9, 2022
- Traded to San Francisco Giants for cash considerations, April 19, 2023
- Claimed off waivers by Philadelphia, May 26, 2023

STEVENSON'S CAREER FIELDING

POSITION	PCT	G	PO	A	E	TC	DP
Outfield	1.000	44	80	1	0	81	0

STEVENSON'S GAME HIGHS

HITS: 2 – 2 times, last: 9/14/24 vs NYM... **RUNS:** 2 – 8/30/22 at WSH... **DOUBLES:** 1 – 6 times, last: 9/14/24 vs NYM... **TRIPLES:** None... **HOME RUNS:** None... **RBI:** 2 – 2 times, last: 9/14/24 vs NYM... **WALKS:** 2 – 2 times, last: 5/2/23 at HOU... **STOLEN BASES:** 1 – 8/15/22 at TEX... **HITTING STREAK:** 2 games – 2 times, last: 8/20-21/22



5 Bryson STOTT

B-T: L-R

HT: 6-2; **WT:** 195

OPENING DAY AGE: 27

BORN: October 6, 1997, Las Vegas, NV

RESIDES: Las Vegas, NV

ML SERVICE: 3 years

HOW OBTAINED: Selected by Phillies in 1st round (14th overall) of 2019 MLB Draft

@bryson_stott10

@bryson_stott10

2B

2025 PHILLIES

2024

- Ranked T-2nd in the National League in sacrifice flies (9), 6th in stolen bases (32) and T-10th in infield hits (21)
- Defensively, ranked 3rd among NL 2nd basemen (5th among MLB 2B) with 7 defensive runs saved
- Named a Rawlings Gold Glove Award finalist for the second straight season
- His 32 SB was a career high and he was the first Phillie with at least 31 SB in consecutive seasons since Jimmy Rollins in 2005-09
- Set a single-season career high with 53 walks
- Walked in a career-high 5 straight games from 3/31-4/5/24
- Registered his first career multi-HR game and drove in a season-high-tying 4 runs on 4/28 at SD
- Had a career-high 18-game on-base streak from 4/28-5/19 during which he slashed .382/.532/.709
- His 9 stolen bases in May were the most by a Phillie in the month since Shane Victorino stole 11 bases in May 2008
- Went a career-high 52 straight PA without a strikeout from 5/8-23, the longest such streak by a Phillie since Ben Revere in 2014 (73 PA)
- Hit the farthest HR of his career (432 ft.) on 7/9 vs LAD, marking his 100th ML XBH
- His HR on 7/26 vs CLE was the hardest-hit of his career (107.7 mph)
- With 5/12 at MIA and 8/29 vs ATL, became the first Phillie since Richie Ashburn in 1958 with multiple games in a season of 3 walks and 2 stolen bases
- In the postseason, appeared in all 4 games (3 starts) of the NLDS vs NYM
- In Game 2 of the NLDS vs NYM on 10/6, joined Robinson Canó (10/22/09) as the only players in MLB postseason history with a triple on their birthday

2023

- Set career highs in games played, runs, hits, doubles, triples (tied), HR, RBI and extra-base hits
- Finished T-5th in the NL in sacrifice flies (8), T-7th in stolen bases (31) and 10th in pitches/PA (4.16)
- Led the Phillies with a 4.4 bWAR
- His 17 outs above average were tied for 4th in MLB and ranked 3rd among all 2nd basemen (SF's Thairo Estrada, 20 and CLE's Andrés Giménez, 18)
- Named a Rawlings Gold Glove Award finalist
- Made his second career Opening Day roster
- His 31 SB were the most by a Phillies 2nd baseman since Juan Samuel had 33+ stolen bases each season from 1984-88
- Tied for the ML lead with KC's Bobby Witt Jr. with 82 hits with two strikes; it was the most such hits by a Phillie since Jayson Werth in 2010 (85)

- Per Elias, his 32 hits through the first 20 games were the most by a Phillie in such a span since Lefty O'Doul had 33 hits to start the 1930 season
- Hit safely in a career-high 17 straight games to begin the season, setting a modern day (since 1900) franchise record, passing Willie "Puddin' Head" Jones
- Per Elias, was the first Phillies player since 1900 (Elmer Flick, 14; Nap Lajoie, 14; and Ed Delahanty, 12) with 12+ multi-hit games across the club's first 19 games of a season
- Set a franchise record when he began his career with 84 consecutive games at 2nd base without an error, eclipsing the previous mark set by Tomas Perez (57 games) from 2001-02
- Gave the Phillies their first walk-off win of the season on 4/8 vs CIN with the second walk-off hit of his career
- Clubbed his first career leadoff HR on 4/16 at CIN
- Went 28 consecutive plate appearances without striking out between 5/15-22
- Homered in back-to-back games, 5/21 vs CHI and 5/22 vs ARI, for the second time in his career with 5/21 marking his first career pinch-hit HR
- His second triple of the season on 6/14 at ARI was the 50th extra-base hit of his career
- On 7/23, was the second Phillie in the modern era (Richie Ashburn, 8/16/55) and 12th player in AL/NL history with 4+ BB and 3+ SB in a game (last, Darren Lewis, 9/16/91)
- Slashed .337/.391/.506 (.897 OPS) in 23 July games with 10 extra-base hits & 16 runs scored
- His SB on 9/8 vs MIA was the 3,000th of the season in the majors, the first time MLB reached that mark since 2012
- Recorded his first career game-winning hit in extra innings with a go-ahead 2-run double in the 10th inning on 9/20 at ATL
- His 5 stolen bases were the most by a Phillies player in a single postseason in franchise history (prev. 4 steals, 5 times)
- His 9 RBI were T-2nd-most by a Phillies second baseman in a single postseason (Chase Utley, 10 in 2009)
- Hit his first career postseason HR, a grand slam in NLWCS Game 2, 10/4 vs MIA (Andrew Nardi), marking the second grand slam in Phillies postseason history (Shane Victorino, 10/2/18, NLDS Game 2 vs MIL)

2022

- Made his first Opening Day roster after being a non-roster invitee to ML spring training
- Optioned to Lehigh Valley (AAA) on 4/25 before being recalled on 5/7 for the remainder of the season
- Made 118 starts for the Phillies: 75 at SS, 41 at 2nd base and 2 at 3rd base

- Was 1 of 4 rookies with at least 10 HR and 12 SB, joining SEA's Julio Rodríguez, KC's Bobby Witt Jr. and ATL's Michael Harris II
- Slugged his first career HR on 6/3 vs LAA (Chase Silseth)
- Hit his first career walk-off HR on 6/5 vs LAA (Jimmy Herget)
- Recorded an 8-game hitting streak from 8/6-15, during which he posted a .455/.486/.576 slash line
- On 8/12 at NYM, became the first player ever to reach base safely 4 times against Max Scherzer in a game (3 H, HBP)
- On 9/10 vs WSH, became the first Phillies rookie to bat cleanup while starting a game at SS since Leo Norris did so on 5/11/1936 vs NYG
- Slashed .276/.331/.404 (.735 OPS) in 246 PA following the All-Star break after slashing .188/.255/.307 (.561 OPS) in 220 PA before the break
- On 10/7, became just the second rookie in franchise history to walk twice in a postseason game, joining Dave Bancroft (10/12/1915 at BOS)
- Became the first Phillies rookie ever to collect multiple XBH in a postseason game in Game 3 of the NLCS vs SD on 10/21
- Made his first career WS appearance in Game 1 on 10/28 at HOU (0-3, 2 BB); was the first rookie SS to walk twice in a WS game since NYY's Derek Jeter on 10/23/96 at ATL (Game 4)
- Drew a walk on 10 pitches (10/28) and 12 pitches (10/29) during the WS; per Elias, since 2000, the only other rookie to draw a 10-pitch walk in a WS game was SF's Joe Panik (11 pitches) on 10/28/14 at KC
- Led all Phillies with 4.61 pitches per plate appearance in the postseason (235 pitches/51 PA)
- Since 1988, when pitch tracking data became available, the only rookie with 50 plate appearances in a postseason who saw more pitches per plate appearance was NYY's Aaron Judge in 2017 (4.84 pitches/PA)

2021

- Was the recipient of the Paul Owens Award, presented annually to the organization's top minor league player
- Started at 2nd base for the NL team in the All-Star Futures Game at Coors Field
- Posted a .299/.390/.486 slash line with 26 2B, 2 3B, 16 HR, 49 RBI, 71 R, 65 BB and 10 SB in 112 combined games with Jersey Shore (A), Reading (AA) and Lehigh Valley
- Led all Phillies minor leaguers (min. 225 PA) in hits (125), runs, total bases (203), AVG, OBP and OPS (.876)
- Named an Organization All-Star by MiLB.com
- Was a non-roster invitee to ML spring training
- Began the season with Jersey Shore and was promoted to Reading, 6/1
- Promoted to Lehigh Valley, 9/22
- Among qualifying Double-A Northeast hitters, ranked 2nd in AVG (.301), 7th in OBP (.368) and 9th in OPS (.848)
- Named Phillies Minor League Hitter of the Month in both May and August, collecting the most hits (42) across the minors during the latter month
- Reached base safely in 31 of 32 games, 7/31-9/14, including a 19-game on-base streak, 8/15-9/14, during which he posted a .411/.477/.630 slash line
- Following the season, played for Peoria in the Arizona Fall League & reached base safely in all 26 games, slashing .318/.445/.489
- Played in the AFL's Fall Stars Game and led the AFL in RBI & walks and was T-1st in games
- Following the season, was named the No. 3 prospect and the best hitter for average in the Phillies minor league system by *Baseball America*; was also named the No. 67 prospect in baseball by the same publication

- Was also named the No. 97 prospect in baseball by MLB Pipeline

2020

- Appeared in one spring training game with the Phillies, 2/28 vs ATL
- Was added to the club's player pool, 7/29, and spent the remainder of the summer at the alternate training site in Lehigh Valley
- Following the season, was named the No. 3 prospect in the Phillies system by *Baseball America* for the second year in a row

2019

- Began his professional career with Gulf Coast League Phillies East (R) and was promoted to Williamsport (A) on 7/14
- Named a New York-Penn League All-Star
- Selected as Phillies Minor League Defender of the Month for July
- Chosen twice as Phillies Minor League Player of the Week: 7/8-14 and 8/5-11
- Slashed .324/.405/.490 in 28 August games
- Participated in Florida Instructional League
- Following the season, was named the No. 3 prospect in the Phillies system by *Baseball America*

PERSONAL

Bryson Jeremy Stott... Married Dru White; has one daughter, Braxtyn Grace... 2016 graduate of Desert Oasis High School (NV)... Attended University of Nevada, Las Vegas... Was a semifinalist for the 2019 Golden Spikes Award and a finalist for the Brooks Wallace Award for the nation's top collegiate shortstop... During his sophomore campaign at UNLV, led the nation with 30 doubles... Batted .340 with 61 2B, 7 3B, 15 HR, 97 RBI, 157 R, 109 BB, 34 SB, .433 OBP and .515 SLG in 171 games over his three-year collegiate career... Became the first collegiate shortstop selected by the Phillies in the 1st round of the amateur draft since it was first held in 1965...

Hobby: Golf... **Signed by:** Mike Garcia



BRYSON STOTT'S CAREER STATISTICS

YEAR	CLUB	AVG	G	AB	R	H	2B	3B	HR	RBI	SH	SF	HP	BB	SO	SB	CS	OBP	SLG	OPS	E
2019	GCL Phillies-E	.667	4	9	3	6	1	1	1	3	0	0	0	2	0	0	0	.727	1.333	2.061	0
	Williamsport	.274	44	157	27	43	8	2	5	24	1	0	2	22	39	5	3	.370	.446	.816	3
2020	Did not play																				
2021	Jersey Shore	.288	22	73	18	21	4	0	5	10	0	0	0	22	22	3	2	.453	.548	1.001	2
	Reading	.301	80	312	49	94	22	2	10	36	0	4	0	35	78	6	2	.368	.481	.848	6
	Lehigh Valley	.303	10	33	4	10	0	0	1	3	0	0	0	8	8	1	0	.439	.394	.833	0
2022	PHILLIES	.234	127	427	58	100	19	2	10	49	1	1	1	36	89	12	4	.295	.358	.653	8
	Lehigh Valley	.333	9	36	11	12	2	1	2	7	0	1	0	3	10	2	0	.375	.611	.986	0
2023	PHILLIES	.280	151	585	78	164	32	2	15	62	1	8	7	39	100	31	3	.329	.419	.748	5
2024	PHILLIES	.245	148	506	65	124	19	2	11	57	0	9	3	53	93	32	3	.315	.356	.671	6
Minors Totals		.300	169	620	112	186	37	6	24	83	1	5	2	92	157	17	7	.389	.495	.884	11
ML	Totals	.256	426	1518	201	388	70	6	36	168	2	18	11	128	282	75	10	.315	.381	.696	19

STOTT'S WILD CARD SERIES STATISTICS

YEAR	CLUB, OPP	AVG	G	AB	R	H	2B	3B	HR	RBI	SH	SF	HP	BB	SO	SB	CS	OBP	SLG	OPS	E
2022	PHI, STL	.000	2	4	1	0	0	0	0	1	0	0	0	3	1	0	0	.429	.000	.429	0
2023	PHI, MIA	.250	2	8	2	2	0	0	1	5	0	0	0	0	5	0	0	.250	.625	.875	0
WC	Totals	.167	4	12	3	2	0	0	1	6	0	0	0	3	6	0	0	.333	.417	.750	0

STOTT'S DIVISION SERIES STATISTICS

YEAR	CLUB, OPP	AVG	G	AB	R	H	2B	3B	HR	RBI	SH	SF	HP	BB	SO	SB	CS	OBP	SLG	OPS	E
2022	PHI, ATL	.182	3	11	1	2	1	0	0	1	0	0	0	2	0	0	0	.182	.273	.455	0
2023	PHI, ATL	.231	4	13	1	3	0	0	0	2	0	1	0	2	5	1	0	.313	.231	.544	0
2024	PHI, NYM	.182	4	11	1	2	0	1	0	2	0	0	0	2	4	0	1	.308	.364	.672	0
DS	Totals	.200	11	35	3	7	1	1	0	5	0	1	0	4	11	1	1	.275	.286	.561	0

STOTT'S LEAGUE CHAMPIONSHIP SERIES STATISTICS

YEAR	CLUB, OPP	AVG	G	AB	R	H	2B	3B	HR	RBI	SH	SF	HP	BB	SO	SB	CS	OBP	SLG	OPS	E
2022	PHI, SD	.267	5	15	1	4	3	0	0	1	0	0	0	0	4	0	0	.267	.467	.734	0
2023	PHI, ARI	.240	7	25	2	6	1	0	0	2	0	0	0	2	4	4	0	.296	.280	.576	0
LCS	Totals	.250	12	40	3	10	4	0	0	3	0	0	0	2	8	4	0	.286	.350	.636	0

STOTT'S WORLD SERIES STATISTICS

YEAR	CLUB, OPP	AVG	G	AB	R	H	2B	3B	HR	RBI	SH	SF	HP	BB	SO	SB	CS	OBP	SLG	OPS	E
2022	PHI, HOU	.000	6	14	0	0	0	0	0	0	0	0	0	4	5	0	0	.222	.000	.222	0

STOTT'S CAREER TRANSACTIONS

- Selected by Philadelphia in 1st round (14th overall) of 2019 MLB Draft

STOTT'S CAREER FIELDING


POSITION	PCT	G	PO	A	E	TC	DP
Second base	.993	333	519	782	9	1310	169
Third base	.857	2	1	5	1	7	0
Shortstop	.972	97	106	201	9	316	38

STOTT'S GAME HIGHS

HITS: 4 – 4 times, last: 8/24/24 at KC... **RUNS:** 3 – 4 times, last: 6/26/24 at DET... **DOUBLES:** 2 – 4 times, last: 9/3/24 at TOR... **TRIPLES:** 1 – 6 times, last: 5/11/24 at MIA... **HOME RUNS:** 2 – 4/28/24 at SD... **RBI:** 5 – 7/25/22 vs ATL... **WALKS:** 4 – 7/23/23 at CLE... **STOLEN BASES:** 3 – 2 times, last: 7/23/23 at CLE... **HITTING STREAK:** 17 games – 3/30-4/18/23 (gm 1)

STOTT'S NOTABLE HOMERS

GRAND SLAMS: None... **INSIDE-THE-PARK HR:** None... **LEADOFF HR:** 1 – 4/16/23 at CIN (Luis Cessa)... **PINCH HR:** 1 – 5/21/23 vs CHI (Adbert Alzolay)... **WALK-OFF HR:** 1 – 6/5/22 vs LAA (Jimmy Herget)



25

Matt STRAHM

B-T: R-L
HT: 6-3; **WT:** 193
OPENING DAY AGE: 33
BORN: November 12, 1991, West Fargo, ND
RESIDES: Phoenix, AZ
ML SERVICE: 8 years, 64 days
HOW OBTAINED: Signed by Phillies as a free agent, 12/9/22
CONTRACT STATUS: Signed a one-year contract extension on 3/24/24, taking him through 2025 with a club/vesting option for 2026

LHP

@mattstrahm
 @mattstrahm

2024

- Named an All-Star for the first time in his career
- Set career bests in several categories including games (66), holds (18), SO/BB ratio (7.18), OPP AVG (.166) and OPP OBP (.224)
- 57 of his 66 appearances were scoreless (86%)
- Among all NL relievers, finished 3rd in SO/BB ratio, 4th in WHIP (0.75), 6th in ERA (1.87) & OPP AVG and T-9th in SO rate (33.3%)
- Faced 159 RHH and held them to a .133/.201/.245 slash line (.446 OPS); his .201 OPP OBP was 3rd-best by any LHP against RHH since at least 1974 (min. 150 BF), behind only Billy Wagner in 1999 (.192 OBP) and Andrew Miller in 2016 (.195 OBP)
- Set a single-season club record after going 27 straight games without allowing an ER from 3/31-6/11 (26.2 IP)
- Posted a career-best 21.1-inning scoreless streak, 3/31-5/27; the longest for a Phillies reliever in a single season since 2017 (Luis Garcia, 21.2 IP)
- On 4/13 vs PIT, became the first Phillies reliever to strike out at least 5 consecutive batters in a game since Victor Arano (6 straight SO, 4/14/19 at MIA)
- Made the 300th appearance of his ML career on 7/10 vs LAD; retired Ohtani and T. Hernandez to strand his 2 inherited runners and earned a hold
- Struck out KC's Bobby Witt Jr, his only batter faced in the All-Star Game on 7/16 at Globe Life Field
- Ended the regular season with 9 straight scoreless appearances (9.0 IP), retiring 27 of his 30 batters faced (2 hits, 1 HBP)
- Made 26 perfect appearances of at least 1.0 IP (T-7th most in MLB); among all ML lefties, only HOU's Hader had more (28)
- Allowed just 2 ER in 20.2 IP (0.87 ERA) with 8 hits, 3 BB and 22 SO over his final 21 games of the regular season (0.53 WHIP)
- Earned a hold in the club's NL East Division-clinching win on 9/23 vs CHI
- Retired 51 of his 66 first batters faced (77.3%)
- Appeared in 3 games of the NLDS against NYM

2023

- In his first year as a Phillie, set career bests in wins (9) and his 87.2 IP were his most since 2019 (114.2 for SD)
- Among NL relievers, ranked 2nd in SO/BB ratio (5.42) and 11th in WHIP (1.01)
- Posted a 30.8% SO rate (108 SO, 351 BF) which ranked in the 92nd percentile according to Statcast and was his highest mark since 2016 for KC (34.1%)

- Opened the year in the starting rotation and went 2-3, 4.05 ERA (15 ER, 33.1 IP), 9 BB, 43 SO, 1.02 WHIP, and .207 OPP AVG in 10 starts
- In 46 relief appearances, went 7-2, 2 saves, 11 holds, 2.82 ERA (17 ER, 54.1 IP), 12 BB, 65 SO, and 1.01 WHIP in 46 games and stranded 15 of his 23 inherited runners
- As a reliever, retired 37 of his 46 first batters faced (80.4%)
- Became only the sixth pitcher in franchise history and third since 1900 to make 10 or more starts and total 55 or more appearances in a single season (Hugh Mulcahy in 1937 and Bruce Ruffin in 1988)
- Over his final 21 games (1 start) of the season (beginning on 8/5), posted a 2.05 ERA (5 ER, 22.0 IP) with a 0.86 WHIP, 3 BB and 26 SO
- Made 7 appearances in the postseason, all scoreless (0.00 ERA, 5.1 IP, 3 H, 2 BB, 5 SO) and stranded 5 of his 6 inherited runners
- Did not appear in the NLWCs vs MIA but appeared in 7 of the club's 11 games between the NLDS vs ATL and NLCS vs ARI
- Over his final 4 games (3.1 IP) beginning with NLDS Gm 4 vs ATL, retired 10 of his 11 batters faced (0 H, 1 BB, 0 HBP)
- Got his first career postseason save in the club's NLDS-clinching win on 10/12 vs ATL; retired 3 straight batters on 8 pitches and stranded 2 inherited runners

2022

- Spent season with BOS
- Posted a 1.88 ERA (3 ER, 14.1 IP) over his first 17 appearances and a 2.95 ERA (13 ER, 39.2 IP) over his final 45
- On COVID-related IL, 5/30-31
- On injured list with a left wrist contusion, 7/13-8/18; included rehab assignment to Worcester (AAA)
- Averaged 10.48 SO/9.0 IP (52 SO, 44.2 IP)
- Surrendered just one home run to the 57 LHH he faced

2021

- Spent most of the season on the IL with SD recovering from right patellar tendon surgery
- Was reinstated on 8/3 after 3 scoreless rehab appearances with El Paso (AAA)
- Placed on the IL again on 8/18 due to right knee inflammation and missed the remainder of the season

2020

- Did not allow a run in 14 of his 19 outings for SD
- Did not walk a batter in his first 16.0 IP
- Was on the IL, 9/11-21, with right knee inflammation
- Appeared in 4 postseason games, all in relief

2019

- Made his second career Opening Day roster
- Began the season as a starter and set career highs in innings (114.2) & strikeouts (118)
- Posted a 3.21 ERA (20 ER, 56.0 IP) through his first 10 starts
- Did not allow a walk in 5 straight starts, 4/7-5/2, the first SD pitcher to do so in 5 straight outings of 5.0 or more IP since Greg Maddux in 2007
- Struck out 10 batters on 5/27 at NYY
- On the IL with a left rib strain, 6/3-12
- Made his first relief appearance on 7/12 and was used primarily as a reliever for the remainder of the season
- Posted a 3.27 ERA (12 ER, 33.0 IP) in 30 relief appearances, holding opponents scoreless in 23 of those 30 outings
- From 8/12-9/13, posted a 0.60 ERA (1 ER, 15.0 IP)

2018

- Among all NL pitchers with at least 40 appearances, ranked 6th in H/9.0 IP (5.72) & OPP AVG (.178) and T-7th in WHIP (0.98)
- Spent first season with SD
- Began season on the IL recovering from surgery on his left patellar tendon
- Made 9 rehab appearances (2 starts) with San Antonio (AA) before being reinstated on 5/7
- Allowed 3 runs in his first appearance and then posted a 1.67 ERA (11 ER, 59.1 IP) over his final 40 appearances of the season

2017

- Made his first career Opening Day roster
- Made 3 appearances with KC before being optioned to Omaha (AAA) on 4/11
- Recalled again on 4/21 and tossed scoreless outings in 13 of his next 16 appearances from 4/21-6/5, going 1-0 with a 1.45 ERA (3 ER, 18.2 IP)
- Earned the win in his first career start, 6/14 at LAA
- Sustained a torn patellar tendon in his left knee on 7/1 vs MIN
- Underwent surgery on 7/7 and spent the remainder of the season on the IL
- While on the IL, was traded to SD on 7/24

2016

- Named an MiLB.com Organization All-Star
- Began season with Northwest Arkansas (AA), where he was primarily a starter
- Recalled by KC on 7/31 and made 21 appearances in relief
- Made his ML debut on 7/31 at TEX
- Had the longest scoreless streak of the season by a KC pitcher, tossing 16.1 scoreless innings from 8/2-9/10
- During his scoreless streak, which spanned 12 appearances, held opponents to a .120 AVG (6-50) and struck out 20 while walking 4
- Recorded at least one strikeout in each of his first 10 appearances
- Earned his first ML win on 8/17 at DET
- Among all AL relievers with at least 80 batters faced, his .173 OPP AVG (13-75) was 7th

2015

- Named a South Atlantic League midseason All-Star and an MiLB.com Organization All-Star
- Began season with Lexington (A)
- Was promoted to Wilmington (A) on 6/13, where he spent the remainder of the season
- Following the season, was ranked as the No. 8 prospect in KC's system by *Baseball America*

2014

- Was limited to 10 appearances (1 start) with Idaho Falls (R) after missing most of the season recovering from Tommy John surgery
- Averaged 12.59 SO/9.0 IP (27 SO, 19.2 IP) in those 10 appearances

2013

- Missed the entire season after suffering an elbow injury in the spring that required Tommy John surgery

2012

- Began pro career with Idaho Falls
- Earned his first pro win, 8/6

PERSONAL

Matthew Scott Strahm... Married, wife's name is Megan; has one daughter, Wren... Attended Neosho County Community College (KS)... Tossed 11 complete games in 2012 to help his team to the NJCAA World Series... Was teammates with David Bote... 2010 graduate of West Fargo High School (ND)... His brother, Ben, was a 23rd-round selection by SF in the 2018 MLB Draft and pitched in their system for two seasons (2018-19)... Hosts "The Card Life," a television show dedicated to the sports card hobby... **Hobbies:** Fishing, hunting, collecting baseball cards... **Signed by:** Matt Price



MATT STRAHM'S CAREER STATISTICS

YEAR	CLUB	W-L	ERA	G	GS	CG	SHO	SV	IP	H	R	ER	HR	HB	BB	SO	WP	BK	AVG
2012	Idaho Falls	1-3	5.64	19	0	0	0	0	30.1	34	29	19	1	4	17	42	5	1	.268
2013	Injured – Did not pitch																		
2014	Idaho Falls	1-0	2.29	10	1	0	0	1	19.2	10	6	5	1	1	10	27	1	0	.149
2015	Lexington	2-1	2.08	14	0	0	0	4	26.0	12	7	6	1	2	12	38	0	0	.140
	Wilmington	1-6	2.78	15	11	0	0	1	68.0	48	25	21	7	5	19	83	5	0	.194
2016	NW Arkansas	3-8	3.43	22	18	0	0	0	102.1	102	47	39	14	6	23	107	1	1	.260
	KANSAS CITY	2-2	1.23	21	0	0	0	0	22.0	13	4	3	0	1	11	30	1	0	.173
2017	KANSAS CITY	2-5	5.45	24	3	0	0	0	34.2	30	22	21	6	3	22	37	3	0	.236
	Omaha	0-0	0.00	4	0	0	0	0	5.0	2	0	0	0	0	0	7	0	0	.118
2018	San Antonio+	1-0	2.51	9	2	0	0	0	14.1	14	5	4	1	2	4	22	1	0	.259
	SAN DIEGO	3-4	2.05	41	5	0	0	0	61.1	39	16	14	6	3	21	69	2	0	.178
2019	SAN DIEGO	6-11	4.71	46	16	0	0	0	114.2	121	61	60	22	7	22	118	3	1	.267
2020	SAN DIEGO	0-1	2.61	19	0	0	0	0	20.2	14	6	6	3	5	4	15	1	0	.189
2021	El Paso+	0-0	0.00	3	0	0	0	0	3.2	2	2	0	0	0	0	7	0	0	.143
	SAN DIEGO	0-1	8.10	6	1	0	0	0	6.2	15	6	6	0	0	1	4	0	0	.441
2022	BOSTON	4-4	3.83	50	0	0	0	4	44.2	38	24	19	5	5	17	52	2	1	.224
	Worcester+	0-0	0.00	1	0	0	0	0	1.0	0	0	0	0	0	0	1	0	0	.000
2023	PHILLIES	9-5	3.29	56	10	0	0	2	87.2	68	34	32	11	3	21	108	1	1	.213
2024	PHILLIES	6-2	1.87	66	0	0	0	3	62.2	36	14	13	4	6	11	79	2	0	.166
Minors Totals		9-18	3.13	97	32	0	0	6	270.1	224	121	94	25	20	85	334	13	2	.222
AL Totals		8-11	3.82	95	3	0	0	4	101.1	81	50	43	11	9	50	119	6	1	.218
NL Totals		24-24	3.33	234	32	0	0	5	353.2	293	137	131	46	24	80	393	9	2	.222
ML Totals		32-35	3.44	329	35	0	0	9	455.0	374	187	174	57	33	130	512	15	3	.221

+ Rehab assignment

STRAHM'S WILD CARD SERIES STATISTICS

YEAR	CLUB, OPP	W-L	ERA	G	GS	CG	SHO	SV	IP	H	R	ER	HR	HB	BB	SO	WP	BK	AVG
2020	SD, STL	0-0	6.75	2	0	0	0	0	1.1	2	1	1	0	0	1	2	0	0	.333
2023	PHI, MIA	Did not pitch																	
WC	Totals	0-0	6.75	2	0	0	0	0	1.1	2	1	1	0	0	1	2	0	0	.333

STRAHM'S DIVISION SERIES STATISTICS

YEAR	CLUB, OPP	W-L	ERA	G	GS	CG	SHO	SV	IP	H	R	ER	HR	HB	BB	SO	WP	BK	AVG
2020	SD, LAD	0-0	18.00	2	0	0	0	0	1.0	5	2	2	0	0	1	0	0	0	.714
2023	PHI, ATL	0-0	0.00	3	0	0	0	1	2.1	2	0	0	0	0	1	1	0	0	.250
2024	PHI, NYM	0-0	18.00	3	0	0	0	0	2.0	4	4	4	1	0	0	1	0	0	.444
DS	Totals	0-0	10.13	8	0	0	0	1	5.1	11	6	6	1	0	2	2	0	0	.458

STRAHM'S LEAGUE CHAMPIONSHIP SERIES STATISTICS

YEAR	CLUB, OPP	W-L	ERA	G	GS	CG	SHO	SV	IP	H	R	ER	HR	HB	BB	SO	WP	BK	AVG
2023	PHI, ARI	0-0	0.00	4	0	0	0	0	3.0	1	0	0	0	0	1	4	0	0	.100

STRAHM'S ALL-STAR GAME STATISTICS

YEAR	CLUB, SITE	W-L	ERA	G	GS	CG	SHO	SV	IP	H	R	ER	HR	HB	BB	SO	WP	BK	AVG
2024	NL, TEX	0-0	0.00	1	0	0	0	0	0.1	0	0	0	0	0	0	1	0	0	.000

LOWEST WHIP AMONG PITCHERS, 2023-24 (min. 150.0 IP)

- | | | |
|-----|--------------------|-------------|
| 1.. | Tyler Holton | 0.82 |
| 2. | MATT STRAHM | 0.90 |
| 3. | Tarik Skubal | 0.91 |
| 4. | Logan Gilbert | 0.98 |
| 5. | Tyler Glasnow | 1.01 |

LOWEST OPP OPS AMONG PITCHERS, 2023-24 (min. 150.0 IP)

- | | | |
|-----|--------------------|-------------|
| 1.. | Tyler Holton | .517 |
| 2. | Tanner Scott | .528 |
| 3. | Tarik Skubal | .553 |
| 4. | Blake Snell | .560 |
| 5. | MATT STRAHM | .582 |

STRAHM'S CAREER TRANSACTIONS


- Selected by Kansas City Royals in 21st round of 2012 MLB Draft
- On injured list with left knee inflammation, July 1, 2017 through the remainder of the season
- Traded to San Diego Padres with Travis Wood (lhp) and Esteury Ruiz (of) for Ryan Buchter (lhp), Trevor Cahill (rhp) and Brandon Maurer (rhp), July 24, 2017
- On injured list with a torn left patellar tendon, March 26-May 6, 2018; included rehab assignment to San Antonio, April 7-May 5
- On injured list with a left rib strain, June 3-12, 2019
- On injured list with right knee inflammation, September 11-21, 2020
- On injured list recovering from right patellar tendon repair, March 29-August 2, 2021; included rehab assignment to El Paso, July 22-August 2
- On injured list with right knee inflammation, August 18, 2021 through the remainder of the season
- Signed by Boston Red Sox as a free agent, March 15, 2022
- On COVID-related injured list, May 30-31, 2022
- On injured list with a left wrist contusion, July 13-August 18, 2022; included rehab assignment to Worcester, August 16-18
- Signed by Philadelphia as a free agent, December 9, 2022

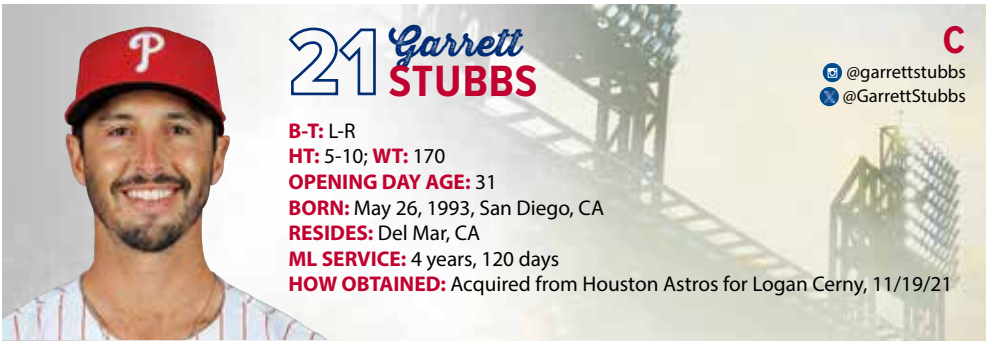
STRAHM'S CAREER FIELDING

POSITION	PCT	G	PO	A	E	TC	DP
Pitcher	.934	329	22	35	4	61	0

STRAHM'S GAME HIGHS

LOW-HIT CG: N/A... **SHUTOUTS:** N/A... **STRIKEOUTS:** 11 – 4/20/23 vs COL... **WALKS:** 4 – 6/13/19 at COL... **LONGEST OUTING:** 8.0 inn. – 4/19/19 vs CIN... **WINNING STREAK:** 6 games – 5/12-8/10/23... **LOSING STREAK:** 4 games – 2 times, last: 6/20/17-5/22/18... **SCORELESS STREAK:** 21.1 inn. – 3/31-5/27/24





B-T: L-R
HT: 5-10; **WT:** 170
OPENING DAY AGE: 31
BORN: May 26, 1993, San Diego, CA
RESIDES: Del Mar, CA
ML SERVICE: 4 years, 120 days
HOW OBTAINED: Acquired from Houston Astros for Logan Cerny, 11/19/21

2024

- Set single-season career highs in games (56), hits (34) & walks (17) and tied previous marks in doubles (4) & triples (1)
- Stole a career-high 5 bases, T-3rd in MLB among catchers and 2nd in the NL behind MIL's William Contreras (7)
- Made his third straight Opening Day roster and fourth overall
- Made a career-high 47 starts at catcher
- Appeared in his 100th game with the Phillies as a defensive substitution on 5/11 at MIA
- Scored a run in a career-high 4 straight games from 5/25-6/5
- Had a season-high 6-game hitting streak from 6/23-7/2 (.333/.364/.524)
- Had a career-high 4 hits on 8/25 at KC and was a HR shy of the cycle
- Made 4 pitching appearances – 7/14 vs OAK, 7/29 vs NYY, 8/2 at SEA and 9/8 at MIA
- Made the Phillies NLDS roster but did not appear in a game

2023

- Prior to the season played for Team Israel in the World Baseball Classic
- Was the Phillies Heart and Hustle Award nominee, presented annually to a player based on passion, desire and work ethic both on and off the field
- Ranked T-2nd among major league catchers in pop time to 2nd base at 1.87 seconds
- Made 32 starts at catcher and threw out 4 of 27 (14.8%) attempted base stealers
- Ranked 3rd in the majors (2nd in the NL) with 7 bunt hits
- Went 2-for-3 as a pinch-hitter with a double, triple and one run scored
- Registered a 6-game hitting streak from 5/3-6/1 (.375, 6-16)
- Clubbed his lone HR of the season on 9/27 vs PIT and recorded a career-high-tying 3 RBI
- Made his Phillies postseason debut as a defensive replacement, catching the 9th inning of NLCS Game 2, 10/17 vs ARI

2022

- Slashed .273/.351/.475 (.826 OPS) with nine XBH (3 2B, 3B, 5 HR), 14 RBI and 17 runs in 32 starts at catcher
- Was 6-for-24 (25.0%) in throwing out attempted base stealers
- On 5/22 vs LAD, slugged his first career HR (Tony Gonsolin)
- Homered in consecutive games, 5/22 and 5/27, after not hitting a HR in his first 60 career games

- Hit his first career walk-off HR on 6/15 vs MIA (Tanner Scott)
- Was on the Phillies postseason roster for all 4 rounds, but did not appear in a game

2021

- Was shuttled between Sugar Land (AAA) and HOU all season
- Was on HOU's postseason roster for the ALDS and World Series; entered Game 6 of the WS in the 9th inning at catcher

2020

- Appeared in 14 games for HOU and made one start at catcher
- Made his first career postseason appearance in Game 7 of the ALCS and caught 1.0 inning as a substitute

2019

- Began the season with Round Rock (AAA)
- Was recalled by HOU on 5/26, his 26th birthday
- Made his ML debut on 5/28 vs CHI and went 2-for-4 with a double and RBI
- Collected his first career hit in his first plate appearance
- Had 3 stints with HOU and made 6 starts, all at catcher
- Also appeared in 7 games in LF and 1 game in RF

2018

- Was a non-roster invitee to ML spring training
- Spent the season with Fresno (AAA) and was named a Pacific Coast League All-Star and MiLB.com Organization All-Star
- Had 29 extra-base hits and 6 triples after combining for only 1 triple in his first 3 professional seasons

2017

- Was a non-roster invitee to ML spring training
- Began season with Corpus Christi (AA) and was named a Texas League midseason All-Star
- Promoted to Fresno on 8/5 and appeared in 23 games, posting a .341 OBP
- Had 43 walks to 59 strikeouts in 98 combined games between both levels

2016

- Split second pro season between Lancaster (A) and Corpus Christi
- Named a California League midseason All-Star and an MiLB.com Organization All-Star
- Slashed .304/.391/.469 between both levels

- Threw out 27 of 53 attempted base stealers in 67 games between both levels
- Named Lancaster Player of the Month in May and Corpus Christi Player of the Month in July

2015

- Split first pro season between Tri-City (A) and Quad Cities (A)
- Combined for 21 walks to just 5 strikeouts between both levels
- Threw out 5 of 7 attempted base stealers at Tri-City and overall, 15 of 27 between both levels

PERSONAL

Garrett Patrick Stubbs... Married Evyn Murray (12/14/24)... Played in 2010 Perfect Game National Showcase... 2011 graduate of Torrey Pines High School (CA)... Attended University of Southern California, where he won the Johnny Bench Award as the top catcher in NCAA Division I in 2015... Also was named Pac-12 Defensive Player of the Year and received All-Pac 12 honors his senior season... His brother, C.J., was selected by HOU in the 10th round of the 2019 MLB Draft... **Signed by:** Tim Costic



2025 PHILLIES

GARRETT STUBBS' CAREER STATISTICS

YEAR	CLUB	AVG	G	AB	R	H	2B	3B	HR	RBI	SH	SF	HP	BB	SO	SB	CS	OBP	SLG	OPS	E
2015	Tri-City	.235	11	34	5	8	0	0	0	2	1	0	0	7	3	2	0	.366	.235	.601	0
	Quad Cities	.274	25	84	15	23	5	0	0	5	3	2	0	14	2	1	0	.370	.333	.703	0
2016	Lancaster	.291	55	206	35	60	13	0	6	38	0	4	5	29	37	10	3	.385	.442	.827	0
	Corpus Christi	.325	31	120	23	39	9	1	4	16	0	1	2	14	11	5	0	.401	.517	.918	2
2017	Corpus Christi	.236	75	263	36	62	13	0	4	25	1	1	3	32	44	8	0	.324	.331	.655	3
	Fresno	.221	23	77	11	17	5	0	0	12	0	0	3	11	15	3	0	.341	.286	.626	2
2018	Fresno	.310	84	297	60	92	19	6	4	38	2	4	2	35	53	6	0	.382	.455	.836	5
2019	Round Rock	.240	63	204	33	49	11	0	7	23	0	2	5	24	38	12	2	.332	.397	.729	1
	HOUSTON	.200	19	35	8	7	3	0	0	2	0	0	0	4	7	1	0	.282	.286	.568	1
2020	HOUSTON	.125	14	8	1	1	0	0	0	1	1	1	0	0	0	0	1	.111	.125	.236	0
2021	Sugar Land	.265	37	113	25	30	5	0	2	15	0	2	1	30	29	4	0	.418	.363	.781	4
	HOUSTON	.176	18	34	2	6	2	0	0	3	2	0	0	2	7	0	0	.222	.235	.458	0
2022	PHILLIES	.264	50	106	19	28	4	1	5	16	1	0	0	14	30	2	0	.350	.462	.812	3
2023	PHILLIES	.204	41	113	15	23	4	1	1	12	1	0	2	9	29	2	0	.274	.283	.557	5
2024	PHILLIES	.207	56	164	18	34	4	1	1	11	0	1	4	17	50	5	0	.296	.262	.558	2
Minors Totals		.272	404	1398	243	380	80	7	27	174	7	16	21	196	232	51	5	.366	.397	.763	17
AL	Totals	.182	51	77	11	14	5	0	0	6	3	1	0	6	14	1	1	.238	.247	.485	1
NL	Totals	.222	147	383	52	85	12	3	7	39	2	1	6	40	109	9	0	.305	.324	.628	10
ML	Totals	.215	198	460	63	99	17	3	7	45	5	2	6	46	123	10	1	.294	.311	.605	11

STUBBS' WILD CARD SERIES STATISTICS

YEAR	CLUB, OPP	AVG	G	AB	R	H	2B	3B	HR	RBI	SH	SF	HP	BB	SO	SB	CS	OBP	SLG	OPS	E
2022	PHI, STL	Did not play																			
2023	PHI, MIA	Did not play																			

STUBBS' DIVISION SERIES STATISTICS

YEAR	CLUB, OPP	AVG	G	AB	R	H	2B	3B	HR	RBI	SH	SF	HP	BB	SO	SB	CS	OBP	SLG	OPS	E
2021	HOU, CWS	Did not play																			
2022	PHI, ATL	Did not play																			
2023	PHI, ATL	Did not play																			
2024	PHI, NYM	Did not play																			

STUBBS' LEAGUE CHAMPIONSHIP SERIES STATISTICS

YEAR	CLUB, OPP	AVG	G	AB	R	H	2B	3B	HR	RBI	SH	SF	HP	BB	SO	SB	CS	OBP	SLG	OPS	E
2020	HOU, TB	---	1	0	0	0	0	0	0	0	0	0	0	0	0	0	0	---	---	---	0
2022	PHI, SD	Did not play																			
2023	PHI, ARI	---	1	0	0	0	0	0	0	0	0	0	0	0	0	0	0	---	---	---	0
LCS	Totals	---	2	0	0	0	0	0	0	0	0	0	0	0	0	0	0	---	---	---	0

STUBBS' WORLD SERIES STATISTICS

YEAR	CLUB, OPP	AVG	G	AB	R	H	2B	3B	HR	RBI	SH	SF	HP	BB	SO	SB	CS	OBP	SLG	OPS	E
2021	HOU, ATL	---	1	0	0	0	0	0	0	0	0	0	0	0	0	0	0	---	---	---	0
2022	PHI, HOU	Did not play																			

STUBBS' WORLD BASEBALL CLASSIC STATISTICS

YEAR	CLUB	AVG	G	AB	R	H	2B	3B	HR	RBI	SH	SF	HP	BB	SO	SB	CS	OBP	SLG	OPS	E
2023	Israel	.400	1	5	0	2	1	0	0	2	0	0	0	0	0	0	0	.400	.600	1.000	0

STUBBS' CAREER TRANSACTIONS

- Selected by Houston Astros in 8th round of 2015 MLB Draft
- Traded to Philadelphia for Logan Cerny (of), November 19, 2021

STUBBS' CAREER FIELDING

POSITION	PCT	G	PO	A	E	TC	DP	PB
Catcher	.991	166	1171	39	11	1221	8	9
Outfield	1.000	14	8	0	0	8	0	
Pitcher	1.000	8	0	1	0	1	0	

STUBBS' GAME HIGHS

HITS: 4 – 8/25/24 at KC... **RUNS:** 3 – 2 times, last: 8/25/24 at KC... **DOUBLES:** 1 – 17 times, last: 8/25/24 at KC... **TRIPLES:** 1 – 3 times, last: 8/25/24 at KC... **HOME RUNS:** 1 – 7 times, last: 6/29/24 vs MIA... **RBI:** 3 – 4 times, last: 9/27/23 vs PIT... **WALKS:** 2 – 5 times, last: 6/5/24 vs MIL... **STOLEN BASES:** 1 – 10 times, last: 6/25/24 at BAL... **HITTING STREAK:** 7 games – 7/24-8/25/22

STUBBS' NOTABLE HOMERS

GRAND SLAMS: None... **INSIDE-THE-PARK HR:** None... **LEADOFF HR:** None... **PINCH HR:** None... **WALK-OFF HR:** 1 – 6/15/22 vs MIA (Tanner Scott)



2024

- Selected to his first career All-Star Game; was 1 of a club-record 8 Phillies to make the All-Star team and 1 of 5 pitchers, also a club record
- Set career highs in wins (12) and strikeouts (145)
- Among all NL pitchers, finished T-1st in SHO (1)
- His 5 defensive runs saved were T-3rd-most in the NL and his 27 assists were 5th; posted a perfect fielding percentage in 34 opportunities
- Named NL Pitcher of the Month for March/April after going 5-0, 1.32 ERA (6 ER, 41.0 IP), 5 BB, 40 SO and a 0.63 WHIP
- Had a career-best 32.0-inning scoreless streak from 4/6-27; was the longest scoreless streak of the season in MLB and tied Robin Roberts and Ken Heintzelman for the 4th-longest scoreless streak in franchise history
- Threw his 2nd career SHO on 4/16 vs COL (9.0 IP, 7 H, 1 BB, 8 SO, 112 pitches)
- Earned the win in 9 straight starts from 4/6-5/21 and went 9-0, 1.03 ERA (7 ER, 61.0 IP), 11 BB and 61 SO in that span, becoming the first Phillies pitcher to win 9 straight starts since Robin Roberts in 1952
- Dating back to 9/16/23 at STL, won 11 straight decisions and became the second Phillies LHP to ever have a winning streak of 10 games or longer, joining Steve Carlton in 1972
- Started the opener of the London Series on 6/8 at NYM, the Phillies' first-ever game played in Europe; earned the win and became the first pitcher in the majors to reach 10 wins
- Became the third Phillie (fourth instance) to earn 10 wins in their first 13 games of a season and the first ML pitcher to do so since Lucas Giolito in 2019
- Was on the 15-day IL with lower back soreness, 7/24-8/23
- Started Game 4 of the NLDS on 10/9 at NYM (ND, 4.1 IP, 0 R, 4 BB, 8 SO)

2023

- Was on Venezuela's roster for the World Baseball Classic but did not pitch due to a left elbow strain
- Opened the season on the 15-day IL with a left elbow strain, 3/27-5/12; included rehab assignments to Reading (AA) from 4/27-5/1 and Lehigh Valley (AAA) from 5/2-12
- Made his Phillies season debut in a start on 5/13 at COL (ND, 4.0 IP, 3 ER)
- His 48.5% ground ball percentage was the 10th-best in the National League (min. 100.0 IP)
- Limited the 93 LHH he faced to a .218/.244/.368 slash line (.612 OPS)
- With his curveball, held batters to a .143 AVG (12-84), which ranked 5th in the NL (min. 50 PA)
- On 9/10 vs MIA, carried a no-hitter into the 7th inning and struck out a career-high 10 batters

SUÁREZ PHAST PHACTS

- 2024 NL All-Star
- NL Pitcher of the Month for March/April 2024

- Had a 5-game streak of at least 6.0 IP and 1 or no runs allowed from 6/4-27; became the ninth Phillie to have such a streak dating back to 1893 and the first since Cole Hamels did so from 7/19-8/9/14
- Posted a 17.0-inning scoreless streak from 6/9-20, which was the longest of the season for any Phillies pitcher
- Had a 1.08 ERA (4 ER, 33.1 IP) in June, which was the 3rd-best in MLB; in that span, struck out 33 batters while holding opponents to a .202 AVG (24-119)
- Allowed only 2 HR in his first 7 starts (37.2 IP)
- Had a road ERA of 2.75 (18 ER, 59.0 IP), which ranked 3rd in the NL (min. 50.0 IP)
- On the 15-day IL with a right hamstring strain, 8/16-31
- Made 4 starts in the postseason and went 1-1, 1.93 ERA (4 ER, 18.2 IP) with 19 SO to 2 BB
- Became one of two pitchers in the modern era to allow 10 or fewer baserunners in their first 3 starts of a postseason (1-0, 0.64 ERA, 1 ER, 14.0 IP, 2 BB, 13 SO)
- Started and earned the win in the Phillies' NLDS clincher on 10/12 vs ATL (5.0 IP, 1 ER)

2022

- Set career marks in innings (155.1) and starts (29) in his first full season as a starter; his 29 starts were most by a Phillies LHP since 2014 (Cole Hamels, 30)
- Was the Fielding Bible Award winner at pitcher
- His 9 defensive runs saved were more than any pitcher in MLB by 3 and the most by a Phillie since 2002, the year to which the stat can be tracked
- Did not make an error in 44 chances over 155.1 IP and did not allow a stolen base
- Had a 21.0-inning scoreless streak end in the 1st inning of his season debut on 4/11 vs NYM (streak started 9/20/21 vs BAL)
- Did not allow more than one hit to LHH in 13 consecutive starts, 9/4/21-5/14/22, the longest such streak by a Phillie since Dennis Bennett, 5/21-8/5/62 (14)
- Had a streak of 21 starts allowing 3 ER or fewer, 9/30/18-5/25/22, the longest by a Phillie since Cole Hamels in 2014 (22)
- Was on the 15-day IL, 6/30-7/15, with a low back spasm
- Posted a 3.05 ERA (89 ER, 262.2 IP) over his first 100 career appearances (32 starts), 5th-lowest by a Phillie through 100 career appearances (min. 1 start) since 1912
- Had a 17.0-inning scoreless streak, 8/12-23
- Posted a 2.23 ERA (16 ER, 64.2 IP), 6/7-9/29

- Was the first Phillie to allow 3 ER or fewer in 11 straight road starts since 2014, when Cole Hamels went the entire season doing so (16 starts)
- Had a 2.95 ERA (25 ER, 76.1 IP) over his final 14 starts after returning from the IL
- Held the 129 LHH he faced to a .197/.234/.303 slash line with just 2 HR, 5 BB and 24 SO
- Was 2-0, SV, 1.23 ERA (2 ER, 14.2 IP) in 5 postseason games (3 starts); included a 0.79 ERA (1 ER, 11.1 IP) in the NLCS and WS
- Became the only Phillie ever with a win in a start and a save in relief in the same postseason, doing so all in the NLCS
- His save came in Game 5 of the NLCS at CBP, which clinched the Phillies' eighth NL pennant
- Pitched 5.0 shutout innings and allowed 3 hits in Game 3 of the WS vs HOU
- Was the first international signee to make a postseason start for the Phillies

2021

- Among all ML pitchers, was T-6th in bWAR (5.6) & SHO (1) and T-9th in CG (1)
- Among ML relievers, was 3rd in WHIP (0.87), OPP SLG (.293) & OPP OPS (.483), 4th in OPP AVG (.152), 6th in base runners/9.0 IP (8.48) and 10th in OPP OBP (.244)
- With a 1.36 ERA (16 ER, 106.0 IP) in 12 starts and 27 relief appearances, became the only pitcher in ML history with at least 10 starts, 25 relief appearances and an ERA under 1.50
- Became the first pitcher since earned runs became an official stat in 1912 to throw 5.0 innings or fewer one year and at least 100.0 IP the next with a sub-1.50 ERA
- Was the first pitcher to pitch at least 100.0 innings, make at least one start and have a sub-1.50 ERA since Bob Gibson in 1968 (1.12 ERA in 32 starts) and the second Phillie ever to do so since ER became official, joining Grover Cleveland Alexander in 1915 (1.22 ERA in 49 games, 42 starts)
- Had the lowest ERA in MLB among pitchers with at least 95.0 IP by more than a full run (next: Carlos Rodon, 2.37)
- Had the club's longest scoreless streak as both a starter (21.0 IP, 9/20-end of season) and reliever (15.1 IP, 6/4-16), becoming the only pitcher since at least 1960 to have the longest scoreless streak for his team as a starter and reliever
- Was the first pitcher in Phillies history with a 20.0-inning scoreless streak as a reliever and 15.0-inning scoreless streak as a starter
- Was a finalist for the NL Comeback Player of the Year Award
- Held the 111 LHH he faced to a .109/.182/.129 slash line, recording the lowest OPP AVG, OPP SLG and OPP OPS (.311) among all pitchers to face at least 75 LHH
- Began season at the alternate training site in Lehigh Valley and was recalled on 5/6
- Began the season with 11 straight relief appearances with no earned runs (20.1 IP), becoming the first Phillie in the expansion era (since 1961) with a 0.00 ERA through his first 20.1 IP of a season
- Earned his first career save on 7/3 vs SD
- Had a 0.77 ERA (3 ER, 35.0 IP) before the All-Star break, the lowest first-half ERA by a Phillie (min. 35.0 IP) since the first All-Star Game in 1933
- On 7/11 at BOS, became the first Phillie to record a 7-or-more-outs save in a game decided by one run since Don Carman, 6/19/85 vs STL
- Pitched at least 2.0 innings in 9 of his 27 relief appearances and had a 0.00 ERA in those games (22.1 IP)


- Finished 13 games as a reliever, recording 4 saves and posting a 0.00 ERA (15.2 IP)
- Transitioned to a starting role to begin August, after posting a 1.12 ERA (5 ER, 40.1 IP) as a reliever
- Went 45.0 IP without allowing a home run, 7/21-9/15
- On 9/25 vs PIT, threw the first complete game and shutout of his career, surpassing his career high in innings by 2.1, and doing so in just 97 pitches
- His 97 pitches in his shutout were the fewest by a Phillie in a 9.0-inning shutout since Kyle Kendrick on 5/26/12 at STL (94 pitches)
- Faced the minimum 20 batters through 6.2 innings on 9/25, before allowing a 2-out infield hit in the seventh, and faced just one over the minimum over his 9.0 IP
- Was the first Phillie to throw a shutout with 28 or fewer batters faced since Roy Halladay, who did so twice in 2010 (perfect game on 5/29 at MIA and 9/27 at WSH)
- Overall as a starter, had a 1.51 ERA (1 ER, 65.2 IP) and surrendered 8 XBH (6 2B, 3B, HR) to 260 batters faced, holding them to a .218/.282/.265 slash line
- Allowed 1 HR in 65.2 IP in his 12 starts (0.14 HR/9.0 IP)
- From his first start on 8/2 through the end of the season, had the 2nd-lowest ERA among qualifying pitchers, trailing only Max Fried (1.46)

2020

- Began season on the COVID-related IL and was reinstated on 8/31
- Optioned to the alternate training site at Lehigh Valley on 9/14 and spent most of the remainder of the season there, joining the Phillies for the doubleheader on 9/22 and for the final 3 days of the season

2019

- Began season with Lehigh Valley
- Was on the 7-day minor league IL from 5/1-24 with a right abdominal strain
- Had 2 stints with the Phillies in June (6/7-16, 6/19) and on 6/20 was recalled for the remainder of the season
- Had a 0.68 ERA (1 ER, 13.1 IP) over a 10-appearance stretch, 6/23-7/24
- Had 3 wins in 3 appearances, 7/16-21, becoming the first Phillies reliever to do so since 2011 (Michael Stutes)
- Tossed 10.1 consecutive scoreless innings over 13 appearances, 8/26-9/20
- Posted a 0.60 ERA (1 ER, 15.0 IP) over his final 15 appearances and a 1.66 ERA (4 ER, 21.2 IP) over his final 19
- Held LHH to a .213 AVG (13-61)



2018

- Began season with Reading
- Was named Eastern League Pitcher of the Week for the weeks ending 4/22 and 6/24
- Selected as Phillies Minor League Pitcher of the Week 3 times: 4/16-22, 6/4-10 and 6/18-24
- Was on the 7-day IL from 5/10-27 with a right hamstring strain
- Promoted to Lehigh Valley on 6/26 after going 4-3 with a 2.76 ERA (15 ER, 49.1 IP) in 12 starts
- Did not allow a home run in his final 66.2 innings in the minors before being recalled for his ML debut in July
- Recalled by the Phillies on 7/26 and made his ML debut that night in a start at CIN, earning his first ML win
- Became the first LHP to start for Philadelphia in a franchise-record 267 games (last: Adam Morgan, 9/28/16 at ATL)
- Had 3 stints with the Phillies: 7/26, 8/16 and 9/11-end of season

2017

- Began the season with Lakewood (A)
- Selected as a South Atlantic League midseason All-Star
- Named Phillies Minor League Pitcher of the Month for April (0.87 ERA, 2 ER, 22.1 IP)
- Earned Phillies Minor League Pitcher of the Week honors 3 times, 4/24-30, 6/5-11 and 6/26-7/2, and was named SAL Pitcher of the Week, 6/26-7/2
- Was T-2nd in the SAL in SHO (1)
- 7 of his 14 starts with Lakewood were scoreless
- Had a 23.1-inning scoreless streak, 4/8-5/4
- Posted a 1.20 ERA (6 ER, 45.0 IP) in 7 home starts
- Promoted to Clearwater (A) on 7/4
- Named both Phillies Minor League Pitcher of the Week and Florida State League Pitcher of the Week, 7/31-8/6
- Did not allow a HR over 50.1 consecutive innings, between 5/30 with Lakewood and 7/24 with Clearwater
- Recorded a season-best 10 SO three times: 4/20 and 5/24 with Lakewood and 7/18 with Clearwater

2016

- Spent the entire season with Williamsport (A)
- Named a New York-Penn League All-Star
- Led NYPL in CG (2), T-1st in SHO (1), T-4th in wins (6), 7th in innings (73.2) and 9th in WHIP (1.15)
- Threw a no-hitter (7.0 IP) in game 1 of a doubleheader, 7/26 vs Auburn; issued a walk to first batter of game, induced a double play, then retired final 19 batters he faced
- Allowed 2 ER or fewer in 10 of 13 starts
- Named Phillies Minor League Pitcher of the Week and NYPL Pitcher of the Week, 7/25-31

2015

- Pitched for the Gulf Coast League Phillies (R)
- Named Phillies Minor League Pitcher of the Month for July (2-0, 0.79 ERA)
- Named Phillies Minor League Pitcher of the Week, 7/20-26
- Began the season with a 17.0-inning scoreless streak, 6/22-7/9
- Only appeared in 6 games due to a left elbow strain
- Participated in Florida Instructional League

2014

- Spent his third consecutive season with the Venezuelan Summer League Phillies (R)
- Led the VSL in innings (80.2) & SO (78), T-1st in starts (14), 4th in ERA (1.56) and T-5th in wins (5)
- Had 78 SO to just 1 BB
- Participated in FIL

2012-13

- Spent his first two pro seasons with the VSL Phillies

PERSONAL

Ranger José Suárez... Has one daughter, Sofia, and one son, Dominick... **Hobbies:** Playing soccer and video games...

Signed by: Jesús Méndez

RANGER SUÁREZ'S CAREER STATISTICS

YEAR	CLUB	W-L	ERA	G	GS	CG	SHO	SV	IP	H	R	ER	HR	BB	SO	WP	BK	AVG
2012	VSL Phillies	0-0	0.00	3	0	0	0	2	5.0	2	0	0	0	3	4	0	0	.125
2013	VSL Phillies	0-0	3.18	8	1	0	0	1	17.0	18	8	6	2	0	13	2	0	.257
2014	VSL Phillies	5-4	1.56	14	#14	0	0	0	*80.2	67	25	14	2	1	*78	3	1	.218
2015	GCL Phillies	3-0	0.65	6	4	0	0	0	27.2	15	2	2	0	0	4	20	0	.158
2016	Williamsport	6-4	2.81	13	13	*2	#1	0	73.2	61	26	23	4	5	24	53	3	.223
2017	Lakewood	6-2	1.59	14	14	1	1	0	85.0	52	17	15	4	0	24	90	3	.177
	Clearwater	2-4	3.82	8	8	0	0	0	37.2	43	18	16	1	1	11	38	1	.293
2018	Reading	4-3	2.76	12	12	1	0	0	75.0	64	23	23	2	2	20	54	2	.235
	Lehigh Valley	2-0	2.74	9	9	0	0	0	49.1	48	17	15	2	2	15	31	0	.257
	PHILLIES	1-1	5.40	4	3	0	0	0	15.0	21	14	9	3	0	6	11	0	.339
2019	Lehigh Valley	2-2	5.68	7	7	0	0	0	38.0	41	26	24	8	4	10	32	0	.281
	PHILLIES	6-1	3.14	37	0	0	0	0	48.2	52	18	17	6	1	12	42	1	.278
2020	PHILLIES	0-1	20.25	3	0	0	0	0	4.0	10	9	9	1	1	4	1	0	.476
2021	PHILLIES	8-5	1.36	39	12	1	1	4	106.0	73	20	16	4	5	33	107	1	.194
2022	PHILLIES	10-7	3.65	29	29	0	0	0	155.1	149	74	63	15	2	58	129	4	.249
2023	Reading+	0-0	0.00	1	1	0	0	0	2.0	1	0	0	0	0	1	1	0	.167
	Lehigh Valley+	1-0	1.29	2	2	0	0	0	7.0	4	1	1	0	0	1	4	0	.167
	PHILLIES	4-6	4.18	22	22	0	0	0	125.0	129	59	58	13	2	48	119	4	.267
2024	PHILLIES	12-8	3.46	27	27	1	#1	0	150.2	140	63	58	14	5	41	145	1	.243
Minors Totals		31-19	2.51	97	85	4	2	3	498.0	416	163	139	25	15	114	418	14	6 .226
ML	Totals	41-29	3.42	161	93	2	2	4	604.2	574	257	230	56	16	202	554	11	6 .249

* League leader

Tied for league lead

+ Rehab assignment

SUÁREZ'S WILD CARD SERIES STATISTICS

YEAR	CLUB, OPP	W-L	ERA	G	GS	CG	SHO	SV	IP	H	R	ER	HR	HB	BB	SO	WP	BK	AVG
2022	PHI, STL	Did not pitch																	
2023	PHI, MIA	Did not pitch																	

SUÁREZ'S DIVISION SERIES STATISTICS

YEAR	CLUB, OPP	W-L	ERA	G	GS	CG	SHO	SV	IP	H	R	ER	HR	HB	BB	SO	WP	BK	AVG
2022	PHI, ATL	0-0	2.70	1	1	0	0	0	3.1	3	1	1	1	0	5	5	0	0	.250
2023	PHI, ATL	1-0	1.04	2	2	0	0	0	8.2	4	1	1	1	0	1	6	0	0	.133
2024	PHI, NYM	0-0	0.00	1	1	0	0	0	4.1	5	0	0	0	0	4	8	0	0	.294
DS	Totals	1-0	1.10	4	4	0	0	0	16.1	12	2	2	2	0	10	19	0	0	.203

SUÁREZ'S LEAGUE CHAMPIONSHIP SERIES STATISTICS

YEAR	CLUB, OPP	W-L	ERA	G	GS	CG	SHO	SV	IP	H	R	ER	HR	HB	BB	SO	WP	BK	AVG
2022	PHI, SD	1-0	1.59	2	1	0	0	1	5.2	2	2	1	0	1	0	3	0	0	.095
2023	PHI, ARI	0-1	2.70	2	2	0	0	0	10.0	9	3	3	0	0	1	13	0	0	.237
LCS	Totals	1-1	2.30	4	3	0	0	1	15.2	11	5	4	0	1	1	16	0	0	.186

SUÁREZ'S WORLD SERIES STATISTICS

YEAR	CLUB, OPP	W-L	ERA	G	GS	CG	SHO	SV	IP	H	R	ER	HR	HB	BB	SO	WP	BK	AVG
2022	PHI, HOU	1-0	0.00	2	1	0	0	0	5.2	4	0	0	0	0	1	5	0	0	.190

SUÁREZ'S ALL-STAR GAME STATISTICS

YEAR	CLUB, SITE	W-L	ERA	G	GS	CG	SHO	SV	IP	H	R	ER	HR	HB	BB	SO	WP	BK	AVG
2024	NL, TEX	Did not pitch																	

SUÁREZ'S CAREER TRANSACTIONS

- Signed by Philadelphia as an amateur free agent, April 1, 2012
- On COVID-related injured list, June 30-August 30, 2020
- On injured list with a low back spasm, June 30-July 15, 2022
- On injured list with a left elbow strain, March 27-May 12, 2023; included rehab assignments to Reading, April 27-May 1, and Lehigh Valley, May 2-12
- On injured list with a right hamstring strain, August 16-31, 2023
- On injured list with lower back soreness, July 24-August 23, 2024

SUÁREZ'S CAREER FIELDING

POSITION	PCT	G	PO	A	E	TC	DP
Pitcher	.988	161	42	116	2	160	6

SUÁREZ'S GAME HIGHS

LOW-HIT CG: 4 – 9/25/21 vs PIT... **SHUTOUTS:** 2 – last: 4/16/24 vs COL... **STRIKEOUTS:** 10 – 2 times, last: 5/21/24 vs TEX... **WALKS:** 4 – 7 times, last: 5/26/24 at COL... **LONGEST OUTING:** 9.0 inn. – 2 times, last: 4/16/24 vs COL... **WINNING STREAK:** 9 games – 4/6-5/21/24... **LOSING STREAK:** 4 games – 3 times, last: 6/25-7/22/24... **SCORELESS STREAK:** 32.0 inn. – 4/6-27/24

MOST DEFENSIVE RUNS SAVED BY PITCHERS (2021-24)

1.	RANGER SUÁREZ	22
2.	Taijuan Walker	18
3.	Jesús Luzardo	16
4.	Zack Wheeler	14
5.	Zack Greinke	14

MOST bWAR AMONG MLB LHP (2021-24)

1.	Max Fried	16.3
2.	Framber Valdez	13.5
3.	RANGER SUÁREZ	12.9
4.	Blake Snell	11.8
5.	Tarik Skubal	11.5



39

Devin SWEET

RHP

@dsweet9

B-T: S-R

HT: 5-11; WT: 183

OPENING DAY AGE: 28

BORN: September 6, 1996, Greensboro, NC

RESIDES: Greensboro, NC

ML SERVICE: 47 days

HOW OBTAINED: Acquired from Detroit Tigers for cash considerations, 11/4/24

2024

- Pitched for Toledo (AAA) in DET's organization
- Made 48 relief appearances and 4 starts
- As a reliever, averaged 13.71 SO/9.0 IP (98 SO, 64.1 IP)

2023

- Began the season in SEA's organization
- Allowed 1 ER in his first 8 appearances with Arkansas (AA) and posted a 0.69 ERA (1 ER, 13.0 IP) with 19 strikeouts
- Made 13 straight scoreless appearances, 6/2-7/15 (15.0 IP)
- Made his ML debut with SEA on 7/19 vs MIN
- Claimed off waivers by OAK on 9/2
- Picked up his first ML win on 9/8 at TEX (2.0 IP)
- Following the season, made five appearances with Aguilas Cibaenas in the Dominican Winter League

2022

- Pitched for Arkansas and appeared in 43 games

2021

- Made 25 appearances, including 13 starts for Arkansas
- Following the season, made 8 appearances for Peoria in the Arizona Fall League and was selected to play in the AFL Rising Stars Game

2020

- Did not pitch

2019

- Spent most of the season with West Virginia (A)
- In 6 appearances (3 GS) in June, posted a 1.71 ERA (4 ER, 21.0 IP)
- Tossed his first career CG on 7/28 at Rome (12 SO, 9.0 IP)
- Named California League Pitcher of the Week for the week ending 9/1

2018

- Began pro career across three levels, pitching for Arizona League Mariners (R), Clinton (A) and Everett (A)

PERSONAL

Devin Sweet... Married, wife's name is Lauren; has two children, Nova and Micah... 2014 graduate of S.E. Guilford High School (NC)... 2018 graduate of North Carolina Central University... **Hobby:** Cutting hair... **Signed by:** Ty Holub

DEVIN SWEET'S CAREER STATISTICS

YEAR	CLUB	W-L	ERA	G	GS	CG	SHO	SV	IP	H	R	ER	HR	HB	BB	SO	WP	BK	AVG
2018	AZL Mariners	1-1	4.32	7	0	0	0	2	8.1	6	4	4	0	2	4	12	1	0	.214
	Clinton	0-0	9.00	2	0	0	0	0	3.0	5	3	3	1	0	0	1	1	0	.357
	Everett	1-0	3.38	6	0	0	0	0	8.0	10	5	3	0	0	2	11	0	0	.313
2019	West Virginia	7-5	3.06	31	12	1	0	0	108.2	100	41	37	8	3	23	131	6	0	.244
	Modesto	1-0	0.96	3	3	0	0	0	18.2	12	3	2	1	0	4	21	1	0	.182
2020	Did not play																		
2021	Arkansas	5-6	4.74	25	13	0	0	1	79.2	81	45	42	18	3	29	93	5	0	.260
2022	Arkansas	4-6	5.28	43	0	0	0	1	58.0	53	37	34	9	4	23	68	6	0	.243
2023	Arkansas	4-1	1.54	27	0	0	0	5	35.0	24	7	6	1	1	8	47	1	0	.190
	Tacoma	0-0	2.57	7	0	0	0	0	7.0	6	2	2	2	0	3	7	0	0	.222
	Las Vegas	0-0	13.50	2	0	0	0	0	2.0	4	3	3	1	0	0	3	0	0	.444
	SEATTLE	0-0	9.00	2	0	0	0	0	2.0	2	2	2	1	0	1	1	0	0	.250
	OAKLAND	1-0	10.80	5	0	0	0	0	6.2	8	8	8	3	2	5	5	0	0	.296
	SEA/OAK	1-0	10.38	7	0	0	0	0	8.2	10	10	10	4	2	6	6	0	0	.286
2024	Toledo	9-6	3.91	52	4	0	0	4	76.0	62	38	33	11	4	38	111	2	1	.221
Minors Totals		32-25	3.76	205	32	1	0	13	404.1	363	188	169	52	17	134	505	23	1	.239
ML	Totals	1-0	10.38	7	0	0	0	0	8.2	10	10	10	4	2	6	6	0	0	.286

SWEET'S CAREER TRANSACTIONS

- Signed by Seattle Mariners as a non-drafted free agent, July 13, 2018
- Claimed off waivers by Oakland Athletics, September 2, 2023
- Claimed off waivers by San Francisco Giants, December 18, 2023
- Claimed off waivers by Detroit Tigers, January 18, 2024
- Traded to Philadelphia for cash considerations, November 4, 2024

SWEET'S CAREER FIELDING

POSITION	PCT	G	PO	A	E	TC	DP
Pitcher	1.000	7	2	0	0	2	0

SWEET'S GAME HIGHS

LOW-HIT CG: N/A... **SHUTOUTS:** N/A... **STRIKEOUTS:** 2 – 2 times, last: 9/17/23 vs SD... **WALKS:** 2 – 9/19/23 vs SEA... **LONGEST OUTING:** 2.0 inn. – 9/19/23 vs SEA... **WINNING STREAK:** N/A... **LOSING STREAK:** N/A... **SCORELESS STREAK:** 4.0 inn. – 8/1-9/13/23



84

Carson TAYLOR

INF
@chtaylor14

B-T: L-R
HT: 6-2; **WT:** 205
OPENING DAY AGE: 25
BORN: June 2, 1999, Atlanta, GA
RESIDES: Duluth, GA
HOW OBTAINED: Selected by Phillies from Los Angeles Dodgers in minor league phase of Rule 5 Draft, 12/6/23

Non-Rosier Invitee

2024

- Named an Eastern League All-Star after slashing .277/.389/.465 (.854 OPS) in 109 games with Reading (AA)
- Led all Phillies minor leaguers in RBI (77) and walks (73)
- Among EL hitters, ranked 2nd in OPS, T-2nd in walks (67), 3rd in RBI (75), 4th in OBP, 8th in total bases (173), T-8th in HR (16) and 9th in AVG
- Named Phillies Minor League Hitter of the Month for April after slashing .354/.426/.708 (1.134 OPS) in 13 games
- Promoted to Lehigh Valley (AAA) on 9/16 where he hit .316 (6-19) with 2 RBI, 6 walks and 4 runs in 6 games to finish the season
- Combined to post a 15.3% walk rate against a 20.5% strikeout rate (98 SO) in 477 plate appearances between both levels
- Appeared in 76 games at 1st base, 37 as DH and 2 games at 3rd base

2023

- Spent the second straight season with Tulsa (AA) in LAD's organization
- Slashed .327/.431/.551 (.982 OPS) in 16 May games (58 PA)
- On the injured list with a concussion from 7/22-8/3

2022

- Spent the full season with Tulsa
- Defensively, caught 475.2 innings and posted a .990 fielding percentage (580 chances)
- Was on the IL 3 times: 5/3-12 with a concussion, 8/5-11 with a left hand contusion and 9/7-25 with a concussion

2021

- Began professional career with Great Lakes (A) in LAD's organization
- Made his pro debut on 5/4 vs Dayton
- On the IL with a left oblique contusion, 6/24-7/5

2020

- Did not play

PERSONAL

Carson Hoehn Taylor... 2022 graduate of Virginia Tech... 2018 graduate of Greater Atlanta Christian High School...
Hobby: Golf

CARSON TAYLOR'S CAREER STATISTICS

YEAR	CLUB	AVG	G	AB	R	H	2B	3B	HR	RBI	SH	SF	HP	BB	SO	SB	CS	OBP	SLG	OPS	E
2020	Did not play																				
2021	Great Lakes	.278	79	291	52	81	16	1	9	54	0	5	1	45	63	1	0	.371	.433	.804	7
2022	Tulsa	.253	76	269	31	68	11	0	4	23	0	1	4	29	67	0	0	.333	.338	.671	6
2023	Tulsa	.221	77	249	35	55	5	1	10	26	0	0	1	31	64	1	0	.310	.369	.679	8
2024	Reading	.277	109	372	53	103	16	3	16	75	0	6	5	67	96	5	1	.389	.465	.854	6
	Lehigh Valley	.316	6	19	4	6	0	0	0	2	0	0	2	6	2	0	0	.519	.316	.835	0
Minors Totals		.261	347	1200	175	313	48	5	39	180	0	12	13	178	292	7	1	.359	.407	.766	27

TAYLOR'S CAREER TRANSACTIONS

- Selected by Los Angeles Dodgers in 4th round of 2020 MLB Draft
- Selected by Philadelphia in minor league phase of Rule 5 Draft, December 6, 2023



B-T: R-R
HT: 6-2; **WT:** 185
OPENING DAY AGE: 31
BORN: June 30, 1993, Boynton Beach, FL
RESIDES: Boynton Beach, FL
ML SERVICE: 8 years, 135 days
HOW OBTAINED: Signed by Phillies as a free agent, 12/8/22
CONTRACT STATUS: Signed an 11-year contract on 12/8/22, taking him through 2033

2024

- Earned his third career All-Star selection and his second start in his second season as a Phillie
- Ranked T-2nd in the NL in infield hits (24), T-3rd in 3-hit games (16), 4th in AVG (.295) and T-9th in multi-hit games (45)
- Named NL Player of the Week twice (4x career) on 4/22 and 8/19
- Had 3 multi-HR games: 7/2 at CHI, 7/5 at ATL and 9/10 vs TB
- Set a franchise record with 43 hits in April while his 25 runs scored were 2nd-most in club history for the month behind Jimmy Rollins (26 in April 2007)
- Slashed .404/.429/.660 with 8 XBH and a 1.088 OPS during his 11-game hitting streak from 4/11-22
- Became 1 of 28 active players with 700 runs scored on 4/17 vs COL
- Hit back-to-back HR with Schwarber in the 1st inning on 4/17 vs COL, the sixth time since 1936 (1st since 2014) the Phillies led off a game with back-to-back HR
- Collected an XBH in a career-high 7 straight games from 4/13-20 and doubled in a career-high 5 straight games from 4/15-20
- Stole home in the 1st inning on 4/21 vs CWS, the first such SB by a Phillie in the regular season since Kyle Schwarber in 2022
- His 41 straight steals without being caught from 9/6/22-4/24/24 was the longest MLB streak since Ichiro Suzuki (45 straight SB) from 4/29/06-5/16-07
- On the 10-day IL from 5/4-6/16 with a left hamstring strain
- His 9.60 AB/HR ratio in July was the best by a Phillie in the month since Ryan Howard also had a 9.60 AB/HR ratio in July 2007
- Had three 4-RBI games in a one-week span (7/2, 7/5, 7/9), the first Phillie to accomplish such a feat since Ryan Howard in 2008
- Had 5 HR across 7 games from 7/9-19 and homered in 3 straight games from 7/13-19 for the first time since 8/28-9/2/23 (5 G)
- Clubbed his sixth career grand slam on 7/9 vs LAD, his first since 10/3/21 vs MIL (w/ LAD)
- His .349 AVG before the All-Star break led the NL (2nd in MLB) and was the best by a qualified Phillie since Carlos Ruiz (.350) in 2012 and 12th-best overall since 1933
- Was the starting SS for the NL All-Stars on 7/16 at Globe Life Field (1-3); was the first Phillies SS to be elected to the ASG since Jimmy Rollins in 2005
- Has played in all 30 active ML ballparks after facing SEA at T-Mobile Park from 8/2-4
- In the postseason, started at SS in all 4 games of the NLDS vs NYM

TURNER PHAST PHACTS

- 2019 World Series champion
- 3-time NL All-Star (2021-22, 2024)
- 2022 All-MLB First Team
- 2022 Silver Slugger Award winner
- 2021 NL batting title
- 2021 All-MLB Second Team
- 4-time NL Player of the Week

2023

- Ranked 7th in the NL in multi-hit games (49), T-8th in hits (170), 9th in steals (30) and 10th in runs (102)
- Named a Silver Slugger Award finalist
- Became the first player in MLB history to steal 30 bases in a single season without being caught
- Had 25 HR/25 SB for the second time in his career (2021) and was the sixth Phillie (9th time) in history with a 25-25 season (last: Jimmy Rollins, 2007)
- Slashed .337/.389/.668 from 8/4 through the end of the regular season with a 1.057 OPS that was 4th-highest in MLB in that span; began the season slashing .235/.290/.368 (.658 OPS)
- Was the 4th-fastest active player to reach 600 career runs (868 G) behind Mookie Betts (778 G), Mike Trout (808 G) and George Springer (838 G)
- Hit safely in 7 straight games to start a season for the second time in his career (.375, 12-32)
- Tripled in consecutive games, 3/31-4/1, for the second time in his career; had 5 triples in a season for the first time since doing so each year from 2016-19
- Registered his first multi-HR game as a Phillie on 6/5 vs DET, his first of 3 on the year (also, 8/19 at WSH and 8/28 vs LAA)
- Collected 26 RBI in August, the most by a Phillie in the month since Ryan Howard drove in 33 runs in August 2009
- Hit in 20 straight games at CBP (.425, 34-80) from 8/4-9/8, the longest single-season home hitting streak by a Phillie since Scott Rolen in 1997 (20 G)
- Slashed .381/.424/.813 (1.237 OPS) across 34 games from 8/4-9/12, including a season-high 16-game hitting streak from 8/19-9/8 after going 3-for-36 across his previous 9 games
- Reached base safely in 23 straight games from 8/16-9/12
- On 8/19 at WSH, became the third player in Phillies history to homer twice in an inning (Von Hayes on 6/11/1985 vs NYM & Andy Seminick on 6/2/1949 vs CIN) and the first player in MLB history to do it off the same reliever; was his second game of the season with multiple hits in an inning after notching two hits in the opening frame on 4/16 at CIN

- Was named NL Player of the Week, 8/28-9/3, his second career weekly honor (also, 9/27-10/3/21 with LAD) and was the first Phillies infielder to win a weekly award since Ryan Howard on 7/19/10
- Had an RBI in a career-high 10 straight games from 8/26-9/8
- Collected his 500th career RBI on 9/4 at SD (HR)
- Became the fifth player since 1920 (when RBI became official) with a HR and 3+ RBI in 4 straight games (8/28-9/1), joining Ken Williams (1922), HOF Lou Gehrig (1931 & 1932), HOF Bill Dickey (1937) and Chris Davis (2013); was the first Phillie in the modern era (since 1900) to accomplish the feat
- Homered in a club-record-tying 5 straight games from 8/28-9/2
- On the paternity list, 9/5-7
- Hit his 150th career HR on 9/12 vs ATL and became the second Phillie in team history (Mike Schmidt, 1976) with 10 HR in an 11-game span
- Played his 1,000th ML game on 9/23 vs NYM
- Began the postseason with a 10-game hit streak, tied with Lenny Dykstra (1993) for the longest streak to begin a postseason in Phillies history; hit safely in 14 straight postseason games from 10/11/22-10/20/23, tied for the 9th-longest such streak in MLB history
- Became the fourth player in MLB history to steal 40 straight bases without being caught (regular/postseason combined) and the first since Jimmy Rollins from 2007-08
- Became the first player in Phillies history with 4 hits in a postseason game in NLDS Game 4, 10/12 vs ATL
- Hit 3 HR and tallied 5 RBI across 13 postseason games
- In NLWCS Game 1, 10/3 vs MIA, became the fourth Phillie in team history to steal multiple bases in a game
- In NLDS Game 1, 10/7 vs ATL, became the only player in Phillies history to steal multiple bases twice in a single postseason; Rickey Henderson (1999 NYM) was the last player with 2 multi-steal games in his team's first 3 games of a postseason
- Prior to the season, won a silver medal with Team USA in the World Baseball Classic and was named to the 2023 All-WBC Team
- His 5 HR in the WBC tied a record set by Korea's Seung Youp Lee in 2006
- Hit a game-winning grand slam in the 8th inning on 3/18 vs Venezuela

2022

- Spent the season with LAD
- Selected as an NL All-Star for the second time in his career (started at SS; 1-2)
- Named All-MLB First Team
- Won his first career Silver Slugger Award
- Finished 11th in NL MVP voting
- Among all NL players, ranked 2nd in hits (194)
- Set career highs in doubles (39), RBI (100), GW RBI (15) and SF (6)
- Had an ML-best 26-game hitting streak, 5/9-6/3 (.350 AVG)
- Had another 20-game hitting streak, 7/9-8/2 (.341 AVG); was the only player in MLB with multiple 20-game hitting streaks
- Set an LAD franchise record hitting safely in 132 of 160 games, surpassing Tommy Davis' previous record of 129 in 1962
- Hit .298 in 183 PA against LHP and .298 in 525 PA against RHP

2021

- Led the majors in AVG (.328) and hits (195) while ranking 1st in the NL in stolen bases (32) and total bases (319)
- Began the year with WSH before being traded to LAD on 7/30
- Combined to slash .328/.375/.536 with a .911 OPS in 646 plate appearances between both clubs
- Selected as an NL All-Star for the first time in his career
- Posted a career-best 6.8 fWAR (FanGraphs), which ranked 3rd among all ML position players
- Led the NL and was tied for the league lead with a 30.7 feet per second sprint speed
- Named NL Player of the Week, 9/27-10/3, after slashing .458/.480/.917 with 3 HR and 9 RBI in 6 games
- Had a 19-game hitting streak, 9/12-10/3 (.403 AVG)
- Started all 12 postseason games for LAD

2020

- Led MLB in hits (78) and tied for the NL lead in triples (4)
- Among all NL players, finished T-2nd in stolen bases (12), 4th in AVG (.335), 5th in runs (46), 6th in OPS (.982) & SLG (.588) and 10th in OBP (.394)
- Finished 7th in NL MVP voting
- Was one of 6 players in MLB with 10 home runs and 10 stolen bases



- Had a 16-game hitting streak, 8/14-31, during which he slashed .507/.548/.851 with a 1.399 OPS
- Hit his first career inside-the-park home run, 9/3 at PHI (Zach Eflin)

2019

- Per Statcast data, his average sprint speed of 30.4 feet per second ranked 2nd out of 564 qualified players
- Among all NL players, finished 2nd in stolen bases (35), T-8th in doubles (37) and 10th in AVG (.298)
- On 3/31 vs NYM, hit his second career walk-off home run (Justin Wilson); also hit a 3-run HR in the 3rd inning off Zack Wheeler
- On 4/2 vs PHI, suffered a broken right index finger on a bunt attempt and was placed on the IL on 4/3
- Appeared in 2 rehab games with Potomac (A) before being activated on 5/17
- Notched his second career cycle on 7/23 vs COL and became only the 26th player in MLB history with multiple cycles
- Finished the season with a 12-game hitting streak (9/17-29), which included 11 extra-base hits (6 2B, 5 HR, .741 SLG)
- On 9/24 vs PHI (gm 2), hit a go-ahead grand slam in WSH's Wild Card-clinching game (Jared Hughes)
- Hit his first career postseason home run in the NLWC game vs MIL (Brandon Woodruff)
- Reached base safely in 15 of 17 postseason games and won his first World Series championship

2018

- Set career highs in games (162), at-bats (664) and walks (69)
- Became only the second WSH player to play in 162 games (other: Ryan Zimmerman)
- Among all NL players, ranked 1st in stolen bases (43), T-6th in runs (103) and 7th in hits (180)
- In 82 WSH wins, slashed .317/.387/.501 and in 80 WSH losses, slashed .219/.296/.318
- Started 158 games at SS and set career bests in defensive runs saved (8) and outs above average (13)
- Had a 24-game on-base streak, 8/29-9/24
- Hit his first career grand slam (Adam Conley) and went 3-for-5 with 3 runs, 2 home runs and 8 RBI on 7/5 vs MIA; WSH trailed 9-0 before winning, 14-12

2017

- Set a WSH franchise record with 46 stolen bases (46-54, 85.2%)
- Played exclusively at SS (95 G, all starts)
- Among all MLB players, his 46 steals ranked 3rd behind only Dee Gordon (60) and Billy Hamilton (59)
- Hit for the cycle on 4/25 at COL, the third in WSH history; also had 7 RBI
- Became the eighth player to hit for the cycle with 7 or more RBI and the youngest (23 years, 299 days) since Joe DiMaggio in 1937 (22 years, 226 days)
- Had two IL stints: 4/9-20 (right hamstring strain) and 6/30-8/28 (right wrist fracture), which included rehab appearances with Syracuse (AAA) and Potomac
- Following his return from his second IL stint, slashed .297/.371/.525 with an .897 OPS and 11 steals in 30 games from 8/29 through the end of the season
- Started all 5 postseason games for WSH in the NLDS against CHI

2016

- Began the season with Syracuse
- Recalled by WSH on 6/3 before being optioned back to Syracuse on 6/5
- Recalled on 7/8 and spent the rest of the season with WSH
- Went 33-for-39 in stolen base attempts (84.6%)
- His 33 steals were the most by a rookie in WSH history
- Had a hit in 8 straight plate appearances, 8/23-24
- Named NL Rookie of the Month in August and Sept./Oct.
- On 9/9 vs PHI, hit his first career walk-off home run (Frank Herrmann) and collected his first career multi-HR game
- Made his postseason debut in Game 1 of the NLDS vs LAD (0-3)
- Hit .318 (7-22) with 5 runs and 2 SB in 5 games against LAD in the NLDS

MOST HITS IN MLB (2018-24)

1.	Freddie Freeman	1183
2.	TREA TURNER	1121
3.	Marcus Semien	1070
4.	Paul Goldschmidt	1046
T5.	Nick Castellanos	1038
T5.	Manny Machado	1038

MOST STOLEN BASES IN MLB (2018-24)

1.	TREA TURNER	198
2.	Ronald Acuña Jr.	196
3.	José Ramírez	184
4.	Whit Merrifield	176
5.	Starling Marte	173

2015

- Named the No. 9 prospect in MiLB on *Baseball America's* midseason top 50 list
- Began the season with San Antonio (AA) before being traded to WSH midseason and assigned to Harrisburg (AA)
- Promoted to Syracuse on 6/26
- Combined to slash .322/.370/.458 in 116 combined minor league games between the three teams
- Had his contract selected on 8/21 and made his ML debut that night vs MIL
- Collected his first hit on 9/4 vs ATL and hit his first HR on 9/29 at ATL (Matt Wisler)

2014

- Split his first pro season between Eugene (A) and Fort Wayne (A)
- Named SD's Minor League Defensive Player of the Year after posting a .984 fielding percentage in 50 games at SS between the two levels
- Combined to slash .323/.406/.448 in 69 games (50 at SS, 19 at DH) between both levels
- Following the season, was named the No. 2 prospect in the Midwest League by *Baseball America*

PERSONAL

Trea Vance Turner... Married, wife's name is Kristen; has two sons, Beckham and Tatum, and one daughter, Riley Mae... 2011 graduate of Park Vista High School (FL)... Attended North Carolina State University and was named First-Team All-ACC, Second-Team All-American by Perfect Game and Third-Team All-American by *Baseball America* following his junior year... Led Division I with 55 stolen bases as a freshman in 2013 as NC State qualified for the College World Series... **Signed by:** Tyler Stubblefield

TREA TURNER'S CAREER STATISTICS

YEAR	CLUB	AVG	G	AB	R	H	2B	3B	HR	RBI	SH	SF	HP	BB	SO	SB	CS	OBP	SLG	OPS	E
2014	Eugene	.228	23	92	14	21	2	0	1	2	0	0	2	11	19	9	1	.324	.283	.606	1
	Fort Wayne	.368	46	187	31	69	14	2	4	22	1	1	3	24	48	14	3	.447	.529	.976	3
2015	San Antonio	.322	58	227	31	73	13	3	5	35	2	1	0	24	48	11	4	.385	.471	.856	6
	Harrisburg	.359	10	39	6	14	4	1	0	4	0	1	0	1	8	4	0	.366	.513	.879	4
	Syracuse	.314	48	188	31	59	7	3	3	15	1	3	0	13	41	14	2	.353	.431	.784	11
2016	WASHINGTON	.225	27	40	5	9	1	0	1	1	0	0	0	4	12	2	2	.295	.325	.621	2
	Syracuse	.302	83	331	61	100	22	8	6	33	1	2	0	37	72	25	2	.370	.471	.842	9
2017	WASHINGTON	.342	73	307	53	105	14	8	13	40	0	2	1	14	59	33	6	.370	.567	.937	3
	WASHINGTON	.284	98	412	75	117	24	6	11	45	0	1	4	30	80	46	8	.338	.451	.789	8
	Syracuse+	.000	3	9	0	0	0	0	0	0	0	0	0	1	4	0	0	.100	.100	.100	0
2018	Potomac+	.167	4	12	1	2	1	0	0	1	0	1	0	0	3	0	1	.154	.250	.404	0
	WASHINGTON	.271	#162	*664	103	180	27	6	19	73	2	0	5	69	132	*43	9	.344	.416	.760	12
2019	WASHINGTON	.298	122	521	96	155	37	5	19	57	0	2	3	43	113	35	5	.353	.457	.850	13
	Potomac+	.125	2	8	1	1	0	0	0	0	0	0	0	1	4	0	0	.222	.125	.347	1
2020	WASHINGTON	.335	59	233	46	*78	15	#4	12	41	0	2	2	22	36	11	2	.385	.565	.982	9
2021	WASHINGTON	.322	96	388	66	125	17	3	18	49	0	2	4	26	77	21	3	.369	.521	.890	11
	LOS ANGELES-NL	.338	52	207	41	70	17	0	10	28	0	2	2	15	33	11	2	.385	.565	.950	5
2022	WSH/LAD	*.328	148	595	107	195	34	3	28	77	0	4	6	41	110	*32	5	.369	.521	.890	16
	LOS ANGELES-NL	.298	160	*652	101	194	39	4	21	100	0	6	3	45	131	27	3	.343	.466	.809	16
2023	PHILLIES	.266	155	639	102	170	35	5	26	76	0	1	6	45	150	30	0	.320	.459	.779	*23
2024	PHILLIES	.295	121	505	88	149	25	0	21	62	0	1	6	27	98	19	4	.338	.469	.807	17
Minors Totals		.310	277	1093	176	339	63	17	19	112	5	9	5	112	247	77	13	.374	.451	.825	25
ML	Totals	.296	1125	4568	776	1352	251	41	171	572	2	19	36	340	921	279	46	.348	.481	.829	119

* League leader

Tied for league lead

+ Rehab assignment

TURNER'S WILD CARD SERIES STATISTICS

YEAR	CLUB, OPP	AVG	G	AB	R	H	2B	3B	HR	RBI	SH	SF	HP	BB	SO	SB	CS	OBP	SLG	OPS	E
2019	WSH, MIL	.250	1	4	1	1	0	0	1	1	0	0	0	0	1	0	0	.250	1.00	1.250	0
2021	LAD, STL	.500	1	4	0	2	0	0	0	0	0	0	0	0	0	0	0	.500	.500	1.000	0
2023	PHI, MIA	.571	2	7	0	4	2	0	0	1	0	0	0	1	1	2	0	.625	.857	1.482	0
WC	Totals	.467	4	15	1	7	2	0	1	2	0	0	0	1	2	2	0	.500	.800	1.300	0

TURNER'S DIVISION SERIES STATISTICS

YEAR	CLUB, OPP	AVG	G	AB	R	H	2B	3B	HR	RBI	SH	SF	HP	BB	SO	SB	CS	OBP	SLG	OPS	E
2016	WSH, LAD	.318	5	22	5	7	0	0	0	1	0	1	0	1	11	2	0	.333	.318	.652	0
2017	WSH, CHI	.143	5	21	1	3	1	0	0	0	0	0	0	2	7	1	0	.217	.190	.408	1
2019	WSH, LAD	.286	5	21	3	6	3	0	0	0	0	0	0	2	3	0	0	.348	.429	.776	0
2021	LAD, SF	.136	5	22	1	3	2	0	0	1	0	0	0	0	5	0	0	.136	.222	.364	0
2022	LAD, SD	.333	4	18	4	6	2	0	2	2	0	0	0	0	5	1	0	.333	.778	1.111	1
2023	PHI, ATL	.471	4	17	5	8	2	0	2	2	0	0	0	1	3	2	0	.500	.941	1.441	3
2024	PHI, NYM	.200	4	15	2	3	0	0	0	0	0	0	0	2	5	2	0	.294	.200	.494	0
DS	Totals	.265	32	136	21	36	10	0	4	6	0	1	0	8	39	8	0	.303	.426	.729	5

TURNER'S LEAGUE CHAMPIONSHIP SERIES STATISTICS

YEAR	CLUB, OPP	AVG	G	AB	R	H	2B	3B	HR	RBI	SH	SF	HP	BB	SO	SB	CS	OBP	SLG	OPS	E
2019	WSH, STL	.294	4	17	2	5	0	0	0	2	0	0	0	1	4	0	0	.333	.294	.627	0
2021	LAD, ATL	.240	6	25	2	6	0	0	0	1	0	0	1	1	7	1	0	.296	.240	.536	0
2023	PHI, ARI	.200	7	25	4	5	1	0	1	2	0	1	0	3	4	0	1	.276	.360	.636	1
LCS	Totals	.239	17	67	8	16	1	0	1	5	0	1	1	5	15	1	1	.297	.299	.596	1

MOST fWAR AMONG NL POSITION PLAYERS (2018-24)

- Freddie Freeman 35.3
- TREA TURNER 34.0**
- Nolan Arenado 29.9
- Ronald Acuña Jr. 28.3
- Juan Soto 28.2

MOST BsR (Baserunning Runs - FanGraphs) IN MLB (2018-24)

- TREA TURNER 44.6**
- José Ramírez 31.1
- Christian Yelich 29.7
- Ronald Acuña Jr. 28.2
- Corbin Carroll 24.9

HIGHEST CAREER SB% (min. 250 SB attempts)

- Carlos Beltran 86.4%
- TREA TURNER 85.8%**
- Mike Trout 84.8%
- Tim Lincecum 84.7%
- Jarrod Dyson 84.4%

TURNER'S WORLD SERIES STATISTICS

YEAR	CLUB, OPP	AVG	G	AB	R	H	2B	3B	HR	RBI	SH	SF	HP	BB	SO	SB	CS	OBP	SLG	OPS	E
2019	WSH, HOU	.161	7	31	4	5	1	0	0	0	0	0	0	3	7	1	0	.235	.194	.429	1

TURNER'S ALL-STAR GAME STATISTICS

YEAR	CLUB, SITE	AVG	G	AB	R	H	2B	3B	HR	RBI	SH	SF	HP	BB	SO	SB	CS	OBP	SLG	OPS	E
2021	NL, COL	.000	1	2	0	0	0	0	0	0	0	0	0	0	0	0	0	.000	.000	.000	0
2022	NL, LAD	.500	1	2	0	1	0	0	0	0	0	0	0	0	0	0	0	.500	.500	1.000	0
2024	NL, TEX	.333	1	3	0	1	0	0	0	0	0	0	0	0	1	0	0	.333	.333	.666	0
ASG	Totals	.286	3	7	0	2	0	0	0	0	0	0	0	0	1	0	0	.286	.286	.572	0

TURNER'S WORLD BASEBALL CLASSIC STATISTICS

YEAR	CLUB	AVG	G	AB	R	H	2B	3B	HR	RBI	SH	SF	HP	BB	SO	SB	CS	OBP	SLG	OPS	E
2023	USA	.391	6	23	6	9	0	0	5	11	0	0	0	2	5	0	0	.440	1.043	1.483	0

TURNER'S CAREER TRANSACTIONS

- Selected by Pittsburgh Pirates in 20th round of 2011 MLB Draft, but did not sign
- Selected by San Diego Padres in 1st round (13th overall) of 2014 MLB Draft
- Traded to Washington Nationals, June 14, 2015, as the player to be named later with Joe Ross (rhp) in a three-team trade on Dec. 19, 2014. San Diego acquired Jose Castillo (lhp), Ryan Hanigan (c), Wil Myers (inf) and Gerardo Reyes (rhp) from the Tampa Bay Rays; Tampa Bay acquired Jake Bauers (1b/of), Rene Rivera (c) and Burch Smith (rhp) from San Diego and Travis Ott (lhp) and Steven Souza Jr. (of) from Washington
- On injured list with a right hamstring strain, April 9-20, 2017
- On injured list with a right wrist fracture, June 30-August 28, 2017; included rehab assignments to Syracuse, August 21-24, and Potomac, August 25-28
- On injured list with a broken index finger, April 3-May 16, 2019; included rehab assignment to Potomac, May 14-16
- On COVID-related injured list, July 29-August 5, 2021
- Traded to Los Angeles Dodgers with Max Scherzer (rhp) for Gerardo Carrillo (rhp), Donovan Casey (of), Josiah Gray (rhp) and Keibert Ruiz (c), July 30, 2021
- Signed by Philadelphia as a free agent, December 8, 2022
- On injured list with a left hamstring strain, May 4-June 16, 2024

TURNER'S CAREER FIELDING

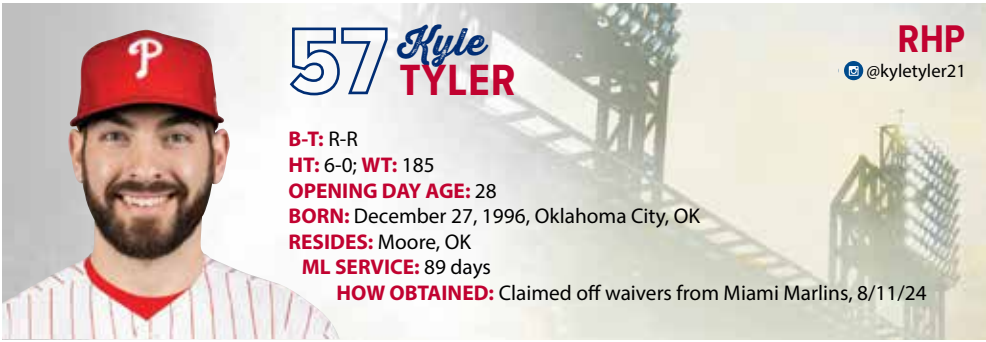
POSITION	PCT	G	PO	A	E	TC	DP
Second base	.980	91	141	203	7	351	44
Shortstop	.969	972	1144	2279	110	3533	426
Outfield	.980	45	99	1	2	102	0

TURNER'S GAME HIGHS

HITS: 5 – 3 times, last: 8/29/20 at BOS... **RUNS:** 4 – 6 times, last: 8/15/21 at NYM... **DOUBLES:** 2 – 15 times, last: 6/27/24 vs MIA... **TRIPLES:** 1 – 41 times, last: 8/29/23 vs LAA... **HOME RUNS:** 2 – 17 times, last: 9/10/24 vs TB... **RBI:** 8 – 7/5/18 vs MIA... **WALKS:** 3 – 3 times, last: 8/24/22 vs MIL... **STOLEN BASES:** 4 – 2 times, last: 6/27/17 vs CHI... **HITTING STREAK:** 27 games – 9/12/21-4/16/22

TURNER'S NOTABLE HOMERS

GRAND SLAMS: 6 – 7/5/18 vs MIA (Adam Conley); 9/24/19 vs PHI (gm 2) (Jared Hughes); 9/27/20 vs NYM (Steven Matz); 10/1/21 vs MIL (Eric Lauer); 10/3/21 vs MIL (Aaron Ashby); 7/9/24 vs LAD (Bobby Miller)... **INSIDE-THE-PARK HR:** 9/3/20 at PHI (Zach Eflin)... **LEADOFF HR:** 16 – 8/28/16 vs COL (Chad Bettis); 9/17/16 at ATL (Josh Collmenter); 5/26/17 vs SD (Luis Perdomo); 6/12/17 vs ATL (Mike Foltyniewicz); 6/17/17 at NYM (Seth Lugo); 9/20/17 at ATL (Lucas Sims); 5/11/18 at ARI (Matt Koch); 7/5/19 vs KC (Brad Keller); 7/23/19 vs COL (Peter Lambert); 8/11/20 at NYM (Rick Porcello); 8/25/20 vs PHI (Jake Arrieta); 9/20/20 at MIA (gm 2) (Braxton Garrett); 4/27/21 at TOR (Trent Thornton); 5/14/21 at ARI (Riley Smith); 8/21/21 vs NYM (Rich Hill); 9/4/21 at SF (Jay Jackson)... **PINCH HR:** None... **WALK-OFF HR:** 3 – 9/9/16 vs PHI (Frank Herrmann); 3/31/19 vs NYM (Justin Wilson); 6/5/19 vs CWS (Alex Colome)



B-T: R-R
HT: 6-0; **WT:** 185
OPENING DAY AGE: 28
BORN: December 27, 1996, Oklahoma City, OK
RESIDES: Moore, OK
ML SERVICE: 89 days
HOW OBTAINED: Claimed off waivers from Miami Marlins, 8/11/24

2024

- Was a non-roster invitee to ML spring training with MIA
- Appeared in 11 games (9 GS) for Jacksonville (AAA); also pitched in 8 games (7 GS) for MIA
- Claimed off waivers by the Phillies on 8/11 and was assigned to Lehigh Valley (AAA)
- Made 7 starts for the IronPigs and averaged 9.53 SO/9.0 IP (36 SO, 34.0 IP)

2023

- Spent the season with Arkansas (AA) in SEA's minor league system
- Set career highs in innings pitched (135.0), games started (26) and strikeouts (138) in his first full season as a starter

2022

- Went to spring training with LAA
- Shuttled between 3 organizations after being claimed off waivers 4 times by BOS, SD, LAA and again by SD
- Began the season with El Paso (AAA) in SD's organization
- Had his contract selected on 6/12
- Earned his first ML win on 6/14 at CHI (2.0 IP)
- Designated for assignment on 7/3 and signed a minor league contract with SF on 7/13
- After signing with SF, was assigned to Sacramento (AAA)

2021

- Began the season with Rocket City (AA) where he appeared in 15 games (12 GS)
- Named Double-A South Pitcher of the Week on 5/30 (6.0 IP, 0 R, 9 SO)
- Threw a CG on 6/20 vs Biloxi (gm 2)

- Promoted to Salt Lake (AAA) on 8/7
- Had his contract selected by LAA on 8/28 and made his ML debut on 9/5 vs TEX (3.0 IP, 2 SO)
- Was placed on the IL on 9/24 with a right toe sprain and missed the remainder of the season

2020

- Did not pitch

2019

- Split his second pro season between Burlington (A) and Inland Empire (A)
- Combined to go 10-1 with a 2.59 ERA (18 ER, 121.2 IP) in 25 games (18 GS)
- Earned MiLB.com Organizational All-Star honors with LAA

2018

- Began pro career with Orem (R)

PERSONAL

Kyle Wade Tyler... Married, wife's name is Briana... Attended Westmoore High School (OK)... Was named the 2015 Oklahoma Gatorade Baseball Player of the Year, Louisville Slugger 2015 High School All-American and earned a selection to the Oklahoma All-State Large West Team as a high school senior... Finished his senior year going 10-0, posting a 0.70 ERA with 102 strikeouts in 60.0 innings pitched... Attended the University of Oklahoma, where he played three seasons and went 7-5 with a 3.60 ERA in 41 games (22 starts) with 131 strikeouts in 127.1 innings...

Hobby: Playing with his dogs Nori and Chloe... **Signed by:** Billy Lipari

KYLE TYLER'S CAREER STATISTICS

YEAR	CLUB	W-L	ERA	G	GS	CG	SHO	SV	IP	H	R	ER	HR	HB	BB	SO	WP	BK	AVG
2018	Orem	1-1	5.11	15	0	0	0	2	24.2	26	14	14	5	0	6	22	6	0	.277
2019	Burlington	7-1	2.64	21	16	2	1	2	102.1	72	34	30	8	1	35	87	5	0	.196
	Inland Empire	3-0	2.33	4	2	0	0	0	19.1	14	6	5	3	1	4	19	1	0	.197
2020	Did not pitch																		
2021	Rocket City	5-2	3.38	15	12	1	0	1	72.0	64	31	27	8	3	22	73	5	0	.233
	Salt Lake	1-2	5.14	5	2	0	0	0	14.0	20	8	8	1	0	3	19	0	0	.333
	LOS ANGELES-AL	0-0	2.92	5	0	0	0	0	12.1	8	4	4	1	2	6	6	0	0	.190
2022	El Paso	2-1	4.98	15	2	0	0	0	21.2	11	12	12	2	1	19	27	2	0	.151
	Sacramento	0-0	9.82	4	0	0	0	0	3.2	6	4	4	2	0	3	6	0	0	.353
	SAN DIEGO	1-0	0.00	2	0	0	0	0	4.0	2	0	0	0	0	1	2	0	0	.154
2023	Arkansas	7-11	5.60	27	26	0	0	0	135.0	157	93	84	15	4	58	138	13	2	.285
2024	Jacksonville	4-2	3.06	11	9	0	0	0	50.0	39	18	17	3	4	21	44	3	0	.220
	MIAMI	0-2	5.40	8	7	0	0	0	31.2	37	19	19	4	1	18	25	1	0	.301
	Lehigh Valley	1-2	5.82	7	7	0	0	0	34.0	36	23	22	4	0	13	36	2	0	.269
Minors Totals		31-22	4.21	124	76	3	1	5	476.2	445	243	223	51	14	184	471	37	2	.245
AL	Totals	0-0	2.92	5	0	0	0	0	12.1	8	4	4	1	2	6	6	0	0	.190
NL	Totals	1-2	4.79	10	7	0	0	0	35.2	39	19	19	4	1	19	27	1	0	.287
ML	Totals	1-2	4.31	15	7	0	0	0	48.0	47	23	23	5	3	25	33	1	0	.264

2025 PHILLIES

TYLER'S CAREER TRANSACTIONS

- Selected by Los Angeles Angels in 20th round of 2018 MLB Draft
- On injured list with a right toe sprain, September 24, 2021 through the remainder of the season
- Claimed off waivers by Boston Red Sox, March 22, 2022
- Claimed off waivers by San Diego Padres, March 26, 2022
- Claimed off waivers by Los Angeles Angels, April 8, 2022
- Claimed off waivers by San Diego Padres, April 12, 2022
- Signed by San Francisco Giants as a minor league free agent, July 13, 2022
- Signed by Seattle Mariners as a minor league free agent, February 3, 2023
- Signed by Miami Marlins as a minor league free agent, November 28, 2023
- Claimed off waivers by Philadelphia, August 11, 2024

TYLER'S CAREER FIELDING

POSITION	PCT	G	PO	A	E	TC	DP
Pitcher	1.000	15	3	6	0	9	0

TYLER'S GAME HIGHS

LOW-HIT CG: N/A... **SHUTOUTS:** N/A... **STRIKEOUTS:** 5 – 2 times, last: 7/28/24 at MIL... **WALKS:** 4 – 8/3/24 at ATL... **LONGEST OUTING:** 5.1 inn. – 7/4/24 vs BOS... **WINNING STREAK:** N/A... **LOSING STREAK:** 2 games – 6/28/24-current... **SCORELESS STREAK:** 7.1 inn. – 9/5-17/21



B-T: L-L
HT: 6-3; **WT:** 235
OPENING DAY AGE: 29
BORN: October 10, 1995, Miami, FL
RESIDES: Boynton Beach, FL
ML SERVICE: 159 days
HOW OBTAINED: Signed by Phillies as a minor league free agent,
 12/19/24

Non-Roster Invitee

2024

- Made BAL's Opening Day roster
- Appeared in 11 games with BAL over his 6 stints with the club and posted a 2.92 ERA
- Made 29 relief appearances with Norfolk (AAA)
- Faced 13 LHH with BAL and limited them to a .167/.231/.167 slash line (.397 OPS)
- Appeared in the 9th inning 5 times with BAL and posted a 0.00 ERA (4.0 IP) with a .277 OPP OPS

2023

- Shuttled between Norfolk and BAL all season
- For BAL, earned his lone win by retiring his only batter faced to end the 9th inning on 8/13 at SEA
- Did not allow a run in 6 of his 9 games with BAL
- Notched a team-high 8 holds with Norfolk, while ranking 2nd in saves with 7
- Completed at least 1.0 inning in 33 of his 36 appearances with Norfolk

2022

- Began the season with Norfolk and had his contract selected by BAL on 5/17 before being shuttled back and forth to Norfolk for the remainder of the season
- Made his ML debut in the 12th inning on 5/20 vs TB (W, 2.0 IP, 3 SO) and became the 34th pitcher in BAL history to earn the win in an ML debut
- Picked up his first career save on 6/22 vs WSH
- His 5 wins ranked T-3rd among ML rookie relievers
- Posted a 1.83 ERA (4 ER, 19.2 IP) in 18 home games compared to a 10.80 ERA (8 ER, 6.2 IP) in 7 road appearances
- Allowed 6 of his 12 runs with BAL in 0.1 IP on 6/29 at SEA
- Each of his final 16 appearances with Norfolk were scoreless (17.0 IP)

2021

- Split the season between Bowie (AA) and Norfolk
- Began the season with Bowie, making 14 appearances and posting a 1.42 ERA (3 ER, 19.0 IP)
- Promoted to Norfolk on 7/27 and picked up the win in his triple-A debut on 7/28 vs Durham

- Picked up his first triple-A save on 8/5 at Jacksonville
- Following the season, pitched for Mesa in the Arizona Fall League and was named to the AFL East Fall Stars Team

2020

- Did not pitch

2019

- Spent the season with Delmarva (A) for the second straight year
- Made a career-high 16 starts and appeared in 23 total games

2018

- Pitched for Delmarva and appeared in a team-high 40 games
- Went 9-for-14 in save opportunities and led the team with a 2.09 ERA

2017

- Spent most of the season with Aberdeen (A) but also made 1 appearance with Delmarva
- Averaged 12.94 SO/9.0 IP (69 SO, 48.0 IP) with Aberdeen over 13 appearances (5 GS)

2016

- Spent majority of season with Gulf Coast League Orioles (R)
- Made one appearance with Aberdeen on 9/5, earning the win after tossing 2.1 scoreless innings

2015

- Started pro career with GCL Orioles

PERSONAL

Nicholas Anthony Vespi... Married, wife's name is Danielle... Attended Santalucas High School (FL) and Palm Beach State College (FL)... Brother, Ben, is a pitcher in BAL's minor league system... **Hobby:** Fishing... **Signed by:** Kelvin Colon

NICK VESPI'S CAREER STATISTICS

YEAR	CLUB	W-L	ERA	G	GS	CG	SHO	SV	IP	H	R	ER	HR	HB	BB	SO	WP	BK	AVG
2015	GCL Orioles	3-0	3.00	17	1	0	0	1	24.0	21	8	8	1	3	3	25	1	0	.226
2016	GCL Orioles	4-1	1.97	12	10	0	0	0	50.1	46	18	11	2	2	8	41	4	0	.256
	Aberdeen	1-0	0.00	1	0	0	0	0	2.1	2	0	0	0	0	3	0	0	0	.250
2017	Aberdeen	4-3	4.31	13	5	0	0	3	48.0	37	24	23	5	5	15	69	4	0	.209
	Delmarva	0-0	9.00	1	0	0	0	0	1.0	0	1	1	0	0	2	0	1	0	.000
2018	Delmarva	6-6	2.09	40	0	0	0	9	64.2	47	25	15	2	2	23	68	3	0	.198
2019	Delmarva	8-6	3.16	23	16	0	0	1	91.0	72	37	32	5	4	30	100	7	0	.215
2020	Did not pitch																		
2021	Bowie	1-1	1.42	14	0	0	0	0	19.0	9	5	3	0	0	9	26	1	0	.145
	Norfolk	3-2	6.86	16	0	0	0	1	19.2	22	17	15	6	1	8	25	2	0	.286
2022	Norfolk	2-1	0.00	26	0	0	0	8	28.2	12	3	0	0	1	5	36	1	0	.126
	BALTIMORE	5-0	4.10	25	0	0	0	1	26.1	29	12	12	5	1	8	28	0	0	.284
2023	Norfolk	4-0	2.33	36	0	0	0	7	38.2	31	11	10	3	0	13	41	3	0	.225
	BALTIMORE	1-0	4.30	9	0	0	0	0	14.2	16	7	7	2	1	2	9	0	0	.286
2024	BALTIMORE	0-0	2.92	11	0	0	0	0	12.1	10	4	4	1	0	3	9	0	0	.222
	Norfolk	2-2	7.23	29	0	0	0	2	42.1	55	36	34	2	3	31	51	2	0	.313
Minors Totals		38-22	3.18	228	32	0	0	32	429.2	354	185	152	26	21	150	482	29	0	.224
ML	Totals	6-0	3.88	45	0	0	0	1	53.1	55	23	23	8	2	13	46	0	0	.271

VESPI'S CAREER TRANSACTIONS

- Selected by Baltimore Orioles in 18th round of 2015 MLB Draft
- Signed by Philadelphia as a minor league free agent, December 19, 2024

VESPI'S CAREER FIELDING

POSITION	PCT	G	PO	A	E	TC	DP
Pitcher	1.000	45	2	4	0	6	1

VESPI'S GAME HIGHS

LOW-HIT CG: N/A... **SHUTOUTS:** N/A... **STRIKEOUTS:** 4 – 7/25/22 vs TB... **WALKS:** 1... **LONGEST OUTING:** 3.0 inn. – 6/30/23 vs MIN... **WINNING STREAK:** 6 games – 5/20/22-current... **LOSING STREAK:** N/A... **SCORELESS STREAK:** 8.0 inn. – 2 times, last: 8/20/23-6/21/24



B-T: S-R
HT: 6-4; **WT:** 245
OPENING DAY AGE: 32
BORN: August 13, 1992, Shreveport, LA
RESIDES: Paradise Valley, AZ
ML SERVICE: 10 years, 142 days
HOW OBTAINED: Signed by Phillies as a free agent, 12/15/22
CONTRACT STATUS: Signed a four-year contract on 12/15/22, taking him through 2026

2024

- Opened the season on the 15-day IL with right shoulder soreness
- Made 3 rehab appearances between Clearwater (A) and Lehigh Valley (AAA) before being reinstated from the IL on 4/28
- Earned wins in his first 3 starts of the season, including his season debut on 4/28 at SD
- Reached 10 years of ML service time on 4/26
- Notched a season-high 7 strikeouts in his start on 5/5 vs SF
- Placed on the IL on 6/22 with right index finger inflammation; made 2 rehab appearances with Reading (AA) before being activated on 8/13
- Moved into the bullpen on 8/29 and made 4 appearances in relief
- Recorded his 1,000th career strikeout on 9/19 at NYM

2023

- Prior to the season, pitched for Team Mexico in the World Baseball Classic; made one start (4.0 IP, H, 8 SO)
- In his first season with the Phillies, set career highs in games (31), starts (31), wins (15) and IP (172.2)
- His 15 wins were T-6th-most in the majors and 4th-most in the National League
- The Phillies went 21-10 (.667) in his 31 starts
- Became the first Phillies pitcher to earn 15 wins in a season since Aaron Nola had 17 in 2018 and became the first Phillies pitcher with at least 15 wins in his first season with the club since Roy Halladay in 2010 (21)
- Was the first ML pitcher to earn 12 wins when he did so on 7/31 at MIA
- Earned 9 wins in 11 starts from 6/6-8/6; became the first Phillies pitcher to earn 9 wins in an 11-game span since Roy Halladay did so from 9/10/10-5/5/11
- Earned double-digit wins in consecutive seasons for the first time in his career (12 in 2022)
- Went 5-0 at home to start the season and became the first pitcher to begin their Phillies career without a loss in their first 8 home starts since Zack Wheeler (2020-21)
- His 7-game winning streak from 6/6-7/15 was the best of his career and he became the ninth Phillie in the modern era to win 7 straight starts in a single season
- In June, went 5-1 with a 1.50 ERA (6 ER, 36.0 IP) that ranked 5th among all ML pitchers during the month
- Reached 1,000.0 IP and 900 career strikeouts on 7/20 vs MIL
- Had a career-high 14.0-inning scoreless streak from 6/6-16
- His 6 pickoffs were tied for the 3rd-most in MLB
- Allowed 1 or no runs in a career-high 5 straight starts from 6/6-29 and posted a 5-0 record with a 0.84 ERA (3 ER, 32.0 IP) over that span

- Logged 11 quality starts, giving him his third consecutive season with 10 or more
- Was named a Gold Glove finalist for the first time in his career; did not commit an error in 33 total chances
- His 5 defensive runs saved were tied for the 3rd-most among ML pitchers

2022

- Went 7-2, 2.55 ERA (26 ER, 91.2 IP) in 16 first-half starts
- Had 8 straight quality starts, 6/12-7/26, the longest such streak of his career
- Was 5-0 with a 2.12 ERA (12 ER, 51.0 IP) during his streak of quality starts
- Had a 13.0-inning scoreless streak, 7/4-16
- Surrendered only 0.86 HR/9.0 IP (15 HR, 157.1 IP)
- His 5 pickoffs were 2nd in MLB to Robbie Ray's 6

2021

- Made his first career All-Star team in his first year with NYM
- Had a 2.17 ERA (13 ER, 54.0 IP) through his first 10 starts, tied for the 2nd-lowest ERA in NYM franchise history through 10 starts with the team
- Was 7-3 with a 2.66 ERA (28 ER, 94.2 IP) before the All-Star break
- On the IL with left side tightness, 5/18-28
- Struck out a career-best 12 batters, 6/15 vs CHI

2020

- Among all AL pitchers with at least 50.0 IP, was T-7th in ERA (2.70) and 11th in OPP AVG (.214)
- Began season with SEA
- Was traded to TOR on 8/27
- His TOR debut on 8/29 vs BAL was his 100th career start; threw 6.0 shutout innings
- From 8/27-end of the season, his 1.37 ERA (4 ER, 26.1 IP) was 2nd to only Corbin Burnes (1.08 ERA)
- In his final start on 9/25 vs BAL, retired all 9 batters he faced

2019

- Missed almost the entire season recovering from Tommy John surgery
- Made one start for ARI (1.0 IP, H, SO) on the final day of the season

2018

- Suffered a right elbow injury in his third start, 4/14 at LAD
- On 4/25, underwent Tommy John surgery (Dr. David Altchek) and missed the remainder of the season

2017

- Spent first season with ARI after being traded from SEA in the offseason
- Was 8-3 with a 2.94 ERA (29 ER, 88.2 IP), 86 SO, 8 HR allowed in 15 starts against NL West teams and ARI was 10-5 in those games
- On IL with a right index finger blister, 5/20-6/13
- On paternity list, 7/20-22
- Clubbed his first career home run on 7/25 vs ATL, a 455-foot homer off Mike Foltynewicz
- Held opponents to a .199 AVG (30-151) with RISP, 3rd-best in the NL and T-5th in MLB
- Started Game 1 of the NLDS vs LAD

2016

- Posted a 1.44 ERA (4 ER, 25.0 IP) in 4 April starts
- On injured list with right foot tendinitis, 7/6-8/5; included rehab assignment to Tacoma (AAA), 8/1-5
- Threw his first career SHO on 9/13 at LAA; struck out 11 and did not walk a batter, retiring the first 17 batters he faced

2015

- Posted a career-best 5.7% walk rate (40 BB, 706 BF)
- Went 10-3 with a 3.62 ERA (51 ER, 126.2 IP) in his final 20 starts after going 1-5 with a 7.33 ERA (35 ER, 43.0 IP) in his first 9
- SEA was 15-5 in his final 20 starts
- Recorded a one-hitter on 7/31 at MIN, striking out 11; only hit was a solo home run

2014

- Began season on the IL with a right shoulder impingement
- Was reinstated on 6/10 after rehab assignments to High Desert (A), Jackson (AA) and Tacoma
- Made 8 appearances in 5 stints with SEA, spending most of the season with Tacoma (14 starts)
- Named Pacific Coast League Pitcher of the Week, 6/23-29
- Threw his first CG in the majors on 9/24 at TOR (8.0 IP)

2013

- Named a Southern League midseason All-Star and pitched for the U.S. in the All-Star Futures Game at Citi Field
- Selected as SEA's Minor League Starting Pitcher of the Year
- Split the majority of the season between Jackson and Tacoma
- While with Tacoma, was the youngest player in the Pacific Coast League and 2nd-youngest in triple-A overall
- Named PCL Pitcher of the Week, 8/19-25
- Had his contract selected by SEA on 8/30 and made his ML debut that day in a start at HOU, earning his first ML win
- At 21 years, 17 days old, was the youngest pitcher in SEA history to win his ML debut
- Following the season, was named the No. 6 prospect in baseball by MLB.com, No. 8 by *Baseball Prospectus* and No. 11 by *Baseball America*

2012

- Named a Southern League All-Star and pitched for the U.S. in the All-Star Futures Game at Kauffman Stadium
- Spent entire season with Jackson

2011

- Named SEA's Minor League Pitcher of the Year
- Spent season with Clinton (A)
- Following the season, was named the top prospect in the Midwest League by *Baseball America*

2010

- Began his pro career with the Arizona League Mariners (R)

PERSONAL

Taijuan Emmanuel Walker (pronounced TIE-wahn)... Has two sons, Zayden and Zoren... 2010 graduate of Yucaipa High School (CA)... Ranked 34th nationally in the final 2010 Perfect Game class rankings... Has worked with Arizona Helping Hands to help fund essential needs for foster children... Hosted his first Tai's Tacos event at Citizens Bank Park in 2023 to benefit Turning Points for Children, a foster care program in the Philadelphia area... **Hobbies:** Hunting and fishing... **Signed by:** John Ramey



TAIJUAN WALKER'S CAREER STATISTICS																				
YEAR	CLUB	W-L	ERA	G	GS	CG	SHO	SV	IP	H	R	ER	HR	HB	BB	SO	WP	BK	AVG	
2010	AZL Mariners	1-1	1.29	4	0	0	0	0	7.0	2	3	1	0	1	3	9	3	0	.087	
2011	Clinton	6-5	2.89	18	18	1	0	0	96.2	69	33	31	4	3	39	113	6	2	.202	
2012	Jackson	7-10	4.69	25	25	0	0	0	126.2	124	70	66	12	12	50	118	5	0	.258	
2013	Jackson	4-7	2.46	14	14	0	0	0	84.0	58	31	23	6	6	30	96	4	0	.195	
	Tacoma	5-3	3.61	11	11	0	0	0	57.1	54	25	23	5	2	27	64	2	0	.249	
	SEATTLE	1-0	3.60	3	3	0	0	0	15.0	11	7	6	0	0	4	12	0	0	.204	
	High Desert+	0-0	2.08	1	1	0	0	0	4.1	4	2	1	0	0	1	7	0	0	.235	
2014	Jackson+	1-0	0.00	1	1	0	0	0	5.0	3	0	0	0	0	1	10	1	0	.167	
	Tacoma+	6-4	4.81	14	14	1	1	0	73.0	68	40	39	13	7	25	74	1	0	.243	
	SEATTLE	2-3	2.61	8	5	1	0	0	38.0	31	12	11	2	3	18	34	2	1	.223	
	SEATTLE	11-8	4.56	29	29	1	0	0	169.2	163	92	86	25	9	40	157	4	1	.252	
2016	SEATTLE	8-11	4.22	25	25	1	1	0	134.1	129	75	63	27	8	37	119	4	1	.247	
	Tacoma+	1-0	3.60	3	3	0	0	0	15.0	12	6	6	1	1	8	6	1	0	.211	
2017	ARIZONA	9-9	3.49	28	28	0	0	0	157.1	148	76	61	17	9	61	146	7	1	.247	
2018	ARIZONA	0-0	3.46	3	3	0	0	0	13.0	15	5	5	1	0	5	9	0	0	.294	
2019	ARIZONA	0-0	0.00	1	1	0	0	0	1.0	1	0	0	0	0	0	1	0	0	.250	
2020	SEATTLE	2-2	4.00	5	5	0	0	0	27.0	21	13	12	5	3	8	25	0	0	.210	
	TORONTO	2-1	1.37	6	6	0	0	0	26.1	22	10	4	3	1	11	25	1	0	.218	
2021	SEA/TOR	4-3	2.70	11	11	0	0	0	53.1	43	23	16	8	4	19	50	1	0	.214	
	NEW YORK-NL	7-11	4.47	30	29	0	0	0	159.0	133	84	79	26	4	55	146	5	0	.225	
2022	NEW YORK-NL	12-5	3.49	29	29	0	0	0	157.1	143	63	61	15	6	45	132	0	0	.240	
2023	PHILLIES	15-6	4.38	31	31	0	0	0	172.2	155	87	84	20	8	71	138	3	1	.238	
2024	Clearwater+	0-0	4.50	1	1	0	0	0	4.0	2	2	2	0	1	0	4	1	0	.143	
	Lehigh Valley+	1-0	4.09	2	2	0	0	0	11.0	10	5	5	0	1	6	2	2	0	.244	
	PHILLIES	3-7	7.10	19	15	0	0	0	83.2	107	68	66	24	3	37	58	0	0	.317	
	Reading+	0-0	3.52	2	2	0	0	0	7.2	6	4	3	0	1	1	6	0	0	.214	
Minors Totals		32-30	3.66	96	92	2	1	0	491.2	412	221	200	41	35	191	509	26	2	.227	
AL Totals		26-25	3.99	76	73	3	1	0	410.1	377	209	182	62	24	118	372	11	3	.241	
NL Totals		46-38	4.31	141	136	0	0	0	744.0	702	383	356	103	30	274	630	15	2	.248	
ML Totals		72-63	4.19	217	209	3	1	0	1154.1	1079	592	538	165	54	392	1002	26	5	.246	

+ Rehab assignment

WALKER'S WILD CARD SERIES STATISTICS																				
YEAR	CLUB, OPP	W-L	ERA	G	GS	CG	SHO	SV	IP	H	R	ER	HR	HB	BB	SO	WP	BK	AVG	
2017	ARI, COL	Did not pitch																		
2023	PHI, MIA	Did not pitch																		

WALKER'S DIVISION SERIES STATISTICS																			
YEAR	CLUB, OPP	W-L	ERA	G	GS	CG	SHO	SV	IP	H	R	ER	HR	HB	BB	SO	WP	BK	AVG
2017	ARI, LAD	0-1	36.00	1	1	0	0	0	1.0	4	4	4	1	0	2	3	0	0	.571
2023	PHI, ATL	Did not pitch																	
DS	Totals	0-1	36.00	1	1	0	0	0	1.0	4	4	4	1	0	2	3	0	0	.571

WALKER'S LEAGUE CHAMPIONSHIP SERIES STATISTICS																				
YEAR	CLUB, OPP	W-L	ERA	G	GS	CG	SHO	SV	IP	H	R	ER	HR	HB	BB	SO	WP	BK	AVG	
2023	PHI, ARI	Did not pitch																		

WALKER'S ALL-STAR GAME STATISTICS																			
YEAR	CLUB, SITE	W-L	ERA	G	GS	CG	SHO	SV	IP	H	R	ER	HR	HB	BB	SO	WP	BK	AVG
2021	NL, COL	0-0	9.00	1	0	0	0	0	1.0	1	1	1	1	0	0	1	0	0	

WALKER'S WORLD BASEBALL CLASSIC STATISTICS																			
YEAR	CLUB	W-L	ERA	G	GS	CG	SHO	SV	IP	H	R	ER	HR	HB	BB	SO	WP	BK	AVG
2023	Mexico	0-0	0.00	1	1	0	0	0	4.0	1	0	0	0	0	1	8	0	0	.077

WALKER'S CAREER TRANSACTIONS


- Selected by Seattle Mariners in 1st round (43rd overall) of 2010 MLB Draft
- On injured list with a right shoulder impingement, March 21-June 9, 2014; included rehab assignments to High Desert, April 4-8, Jackson, April 9-13 and Tacoma, April 14-15 and May 28-June 9
- On injured list with right foot tendinitis, July 6-August 5, 2016; included rehab assignment to Tacoma, August 1-5
- Traded to Arizona Diamondbacks with Ketel Marte (inf) for Zac Curtis (lhp), Mitch Haniger (of) and Jean Segura (inf), November 23, 2016
- On injured list with a right index finger blister, May 20-June 13, 2017
- On injured list with right forearm inflammation, April 15, 2018 through the remainder of the season
- On injured list recovering from Tommy John surgery, February 13-September 28, 2019
- Signed by Seattle Mariners as a free agent, February 12, 2020
- Traded to Toronto Blue Jays for a player to be named later or cash considerations, August 27, 2020
- Signed by New York Mets as a free agent, February 20, 2021
- On injured list with left side tightness, May 18-28, 2021
- On injured list with right shoulder bursitis, April 12-29, 2022
- Signed by Philadelphia as a free agent, December 15, 2022
- On injured list with right shoulder soreness, March 25-April 27, 2024; included rehab assignments to Clearwater, April 11-15, and Lehigh Valley, April 16-27
- On injured list with right index finger inflammation, June 22-August 12, 2024; included rehab assignments to Reading, July 31-August 5 and August 7-8

WALKER'S CAREER FIELDING

POSITION	PCT	G	PO	A	E	TC	DP
Pitcher	.942	217	83	159	15	257	8

WALKER'S GAME HIGHS

LOW-HIT CG: 1 – 7/31/15 at MIN... **SHUTOUTS:** 1 – 9/13/16 at LAA... **STRIKEOUTS:** 12 – 6/15/21 vs CHI... **WALKS:** 6 – 3 times, last: 8/12/23 vs MIN... **LONGEST OUTING:** 9.0 inn. – 2 times, last: 9/13/16 at LAA... **WINNING STREAK:** 7 games – 6/6-7/15/23... **LOSING STREAK:** 7 games – 5/27/24-current... **SCORELESS STREAK:** 14.0 inn. – 6/6-16/23



45

Zack
WHEELER

RHP

@wheelerpro45

B-T: L-R

HT: 6-4; **WT:** 200

OPENING DAY AGE: 34

BORN: May 30, 1990, Smyrna, GA

RESIDES: Dallas, GA

ML SERVICE: 11 years, 98 days

HOW OBTAINED: Signed by Phillies as a free agent, 12/9/19

CONTRACT STATUS: Signed a five-year contract on 12/9/19 and a three-year extension on 3/4/24, taking him through 2027

2024

- Earned his second career All-Star selection (also 2021)
- Among all NL pitchers, ranked 1st in OPP AVG (.192), WHIP (0.96), OPP OBP (.253) & OPP OPS (.581), 2nd in wins (16), IP (200.0), ERA (2.57) & fWAR (5.4), T-2nd in SO (224), 3rd in OPP SLG (.328) & bWAR (6.1), T-5th in starts (32) and 6th in SO/9.0 IP (10.08), FIP (3.13) & SO/BB (4.31)
- Finished 2nd in NL Cy Young Award voting with 130 points (ATL's Chris Sale had 198 points)
- Named All-MLB First Team
- Named a Gold Glove finalist after posting a perfect fielding percentage in 38 total chances; his 21 putouts were the most in the NL and his 4 defensive runs saved were T-11th in the NL
- Set a career high with 16 wins
- His career-high 26 quality starts were the most in MLB and the most by a Phillie since Curt Schilling (26) in 1997
- Made 26 starts of 6.0 innings or more, which were the most in MLB
- Notched 200+ SO for the second straight season and third time in his career; all 3 of his seasons with 200+ SO have come with the Phillies (other: 2023 & 2021)
- Made 25 starts of 6.0 or more innings while allowing 2 ER or fewer, the most by a Phillie since Steve Carlton (27) in 1972; went at least 6.0 innings with 2 ER or fewer allowed in each of his final 11 starts
- Went 9-3 with a 2.45 ERA (28 ER, 102.2 IP) with 114 SO to 26 BB and a 0.80 WHIP in 16 starts following a Phillies loss
- Faced 369 RHH and limited them to a .161/.201/.233 slash line (.434 OPS), all of which ranked 1st in MLB
- Since Stats LLC started tracking left/right split data in 1974, RHH's OPS of .434 was the 2nd-best among starting pitchers (best: Max Scherzer, .425 in 2017)
- Held opponents to a .204/.273/.339 slash line with his three fastballs and they had a run value of 33, which was the best in MLB
- Limited opponents to a .137 AVG (7-51) with his splitter and held RHH hitless with it (16 PA)
- Made his first career Opening Day start on 3/29 vs ATL (ND, 6.0 IP, 0 R, 0 BB, 5 SO)
- Had a career-best 8-game winning streak from 4/20-6/11
- Earned his 100th career win on 8/31 at ATL
- Posted a 1.62 ERA (7 ER, 39.0 IP) and a 0.85 WHIP in 6 August starts
- Started Game 1 of the NLDS vs NYM on 10/5 (ND, 7.0 IP, H, 0 R, 4 BB, 9 SO)
- Marked his fifth straight postseason start with 6.0+ IP, 2 or fewer ER and 8+ SO (since NLWCS Game 1 vs MIA in 2023) which tied the 2nd-longest such streak in MLB postseason history alongside Sandy Koufax (1963-65)
- Generated 30 whiffs against NYM which was the most by a Phillies pitcher in a game (regular or postseason) in the Pitch-tracking Era

WHEELER PHAST PHACTS

- 2-time NL All-Star (2021 & 2024)
- 2023 NL Gold Glove winner
- 2nd in NL Cy Young Award voting in 2021 & 2024
- NL Gold Glove Award finalist in 2021 & 2024
- 2024 All-MLB First Team
- 2021 All-MLB Second Team

2023

- Among all NL pitchers, ranked 2nd in OPP OBP (.274), SO/BB ratio (5.44) & quality starts (21), 3rd in FIP (3.16), WHIP (1.08) & BB/9.0 IP (1.83), 4th in SO (212), T-4th in starts (32), 5th in OPP SLG (.364) & OPP OPS (.638), 7th in IP (192.0), OPP AVG (.229) & SO/9.0 IP (9.94), T-8th in wins (13) and 9th in ERA (3.61)
- Tied his career high for starts in a season with 32
- Led all NL pitchers in fWAR with 5.9 and was 10th among all major leaguers
- Earned his first career Gold Glove Award
- Made his 200th career start on 4/23 vs COL; earned the win in the Phillies' 9-3 victory
- On 9/23 vs NYM, made his 100th start as a Phillie and went 43-25 with a 3.07 ERA (213 ER, 625.1 IP), which is the 5th-best ERA any Phillies pitcher has had in their first 100 starts with the club; his 670 strikeouts were the 2nd-most
- After the All-Star break, went 6-2 with a 3.08 ERA (30 ER, 87.2 IP)
- Logged 7 straight quality starts from 7/7-8/15 for the third time in his career and was 1 of 14 ML pitchers to have such a streak
- Took a no-hitter into the 8th inning on 6/8 vs DET, which was the longest no-hit bid of his career; lost it on a 1-out single by Tyler Nevin
- On 5/27 at ATL, recorded his 10th double-digit strikeout game as a Phillie (12 SO)
- Generated 24 swings and misses on 8/26 vs STL
- From 8/26-9/1, became the third Phillie in the modern era to record back-to-back starts with at least 10 SO and no BB
- His 5.0% walk rate was the 6th-best in MLB
- Walked only 3 batters over 7 starts from 7/1-8/8 (43.2 IP)
- Held the 374 RHH he faced to a .194/.235/.313 slash line (.548 OPS); those ranked 2nd, 1st, 3rd and 1st among NL pitchers
- Appeared in 5 postseason games (4 GS) and went 3-0, 1.95 ERA (6 ER, 27.2 IP) with 35 SO to 3 BB
- Earned the win in 2 of the Phillies' 3 victories in the NLCS against ARI
- Made the first relief appearance of his ML career in NLCS Game 7 on 10/24 vs ARI (1.2 IP, BB, SO)

2022

- Among NL pitchers, was 5th in SO/BB (4.79), 8th in BB % (5.6%) & BB/9.0 IP (2.00), 9th in SO/9.0 IP (9.59) and 10th in SO % (26.9%) & OPP OPS (.626)
- His 2.82 ERA (48 ER, 153.0 IP) was 6th-best among NL pitchers with at least 150.0 IP; fell 9.0 IP short of qualifying for ERA leaders
- In his final 23 starts (4/28-end of season), went 12-4 with a 2.31 ERA (36 ER, 140.1 IP), 0.98 WHIP (30 BB, 108 H) and 152 SO (9.75 SO/9.0 IP), holding opponents to a .212/.261/.341 slash line
- Finished with a 1.85 ERA (16 ER, 78.0 IP) in 13 home starts, the lowest by a Phillie with at least 13 home starts since 1917 (Grover Cleveland Alexander, 1.59)
- Named NL Pitcher of the Month for May, going 2-0 with a 1.65 ERA (6 ER, 32.2 IP), 1.01 WHIP, 40 SO, 5 BB and an NL-leading 1.4 fWAR
- Had a 15.2-inning scoreless streak, 4/28-5/12, and a 22.2-inning scoreless streak at home, 4/28-6/4
- Was on the COVID-related IL, 5/8-11
- Had 298 strikeouts in a 40-start span, start of 2021-5/23/22, the most by any Phillie in a 40-start span since Cliff Lee also had 298, 2011-12
- On the paternity list, 6/7-9, for the birth of his daughter
- His 19.1-inning scoreless streak, 6/28-7/13, was the longest of the season by a Phillie
- On the IL, 8/22-9/20, with right forearm tendinitis
- In his final 3 starts, allowed 1 run on 9 hits in 15.0 IP (0.60 ERA), walking 1 with 15 strikeouts while facing 7 batters over the minimum
- Made 6 starts in his first career postseason, posting a 2.78 ERA (11 ER, 35.2 IP) and 0.73 WHIP (7 BB, 19 H)
- His 6 starts were a Phillies single-postseason record and tied the ML record
- In Game 1 of the NLWCS at STL, became the second Phillie ever to toss at least 6.0 IP with 2 or fewer hits in his first-ever postseason start, joining Roy Halladay, who threw a no-hitter on 10/6/10 vs CIN
- Began his postseason career with 11.1 scoreless IP
- Had a 19.1-inning scoreless streak, dating back to 9/27, end in the 6th inning of his Game 2 NLDS start, every inning of which was on the road
- In Game 1 of the NLCS at SD, made just the 17th start in postseason history of 7.0+ scoreless IP, 1 or 0 hits, and only the second by a Phillie (Roy Halladay in no-hitter, Game 1 of the 2010 NLDS)
- Was the first pitcher since 2013 (STL's Michael Wacha) to begin a postseason with 4 straight quality starts

2021

- Among all ML pitchers, was 1st in bWAR (7.6), IP (213.1) & batters faced (849), T-1st in CG (3) & SHO (2), 2nd in SO (247), fWAR (7.3), FIP (2.59) & HR/9.0 IP (0.68), 4th in OPP SLG (.321), 5th in ERA (2.78), WHIP (1.01) & OPP OPS (.586), T-5th in quality starts (20), 6th in SO/BB (5.37), BB/9.0 IP (1.94) & OPP OBP (.265), T-6th in wins (14), T-8th in starts (32) and 10th in OPP AVG (.215), SO % (29.1) & BB % (5.4)
- Among NL pitchers was 1st in bWAR, IP, SO, batters faced, T-1st in CG & SHO, 2nd in fWAR, FIP & HR/9.0 IP, 4th in SO/BB, BB/9.0 IP & OPP SLG, T-4th in quality starts, 5th in ERA, BB %, WHIP & OPP OPS, T-5th in wins, 6th in OPP OBP, 7th in SO %, 8th in OPP AVG and T-8th in starts
- Finished 2nd to MIL's Corbin Burnes in NL Cy Young Award voting, was named All-MLB Second Team and was a NL Gold Glove Award finalist
- His 7.6 pitching bWAR was highest in MLB by nearly a full win (next: Walker Buehler, 6.7)

- Led all NL players (pitchers and hitters) in total bWAR (7.7), becoming just the sixth NL pitcher since 2000 to do so, and was 2nd in MLB in bWAR to Shohei Ohtani (9.1)
- Made his first career All-Star team
- His 247 strikeouts were the most by a Phillie since 1998 (Curt Schilling, 300) and 10th-most ever by a Phillie; only Steve Carlton (4x), Jim Bunning (3x) and Schilling (2x) had more
- Became the first Phillie to lead the NL in innings and strikeouts since Curt Schilling in 1998 (268.2 IP, 200 SO) and was the first ML pitcher to lead his respective league in both since 2018 (Max Scherzer); was 2 strikeouts away from the outright ML lead in both
- His 7 double-digit strikeout games were T-2nd in the NL and most by a Phillie since Cliff Lee had 9 in 2011
- Led all ML pitchers in starts of 7.0 IP or more (17) and starts of 7.0 IP, 0 ER (7)
- 13 of his 32 starts were against teams that made the postseason, and in those he was 7-3 with a 1.99 ERA (20 ER, 90.2 IP), 0.87 WHIP (20 BB, 59 H) and 115 SO
- Had 2 shutouts (5/6 vs MIL, 8/8 vs NYM) and his 3 complete games (5/6 vs MIL, 7/29 vs WSH, 8/8 vs NYM) were the most by a Phillie since 2011 (Cliff Lee)
- In his season debut, became the first Phillie to throw 7.0 or more innings and have more hits as a batter than he surrendered since Terry Mulholland, 8/15/90 vs SF
- Had a 20.0-inning scoreless streak, 5/1-12
- Had a 1.44 ERA (5 ER, 31.1 IP) in 5 June starts, the 3rd-lowest ERA among qualifying pitchers in the month
- Had a 2.37 ERA (35 ER, 132.2 IP) through his first 20 starts
- On 8/8 vs NYM, the day the Phillies retired Roy Halladay's No. 34, and in his 34th start as a Phillie, tossed a 9.0-inn. shutout with 11 strikeouts and 2 hits, joining Halladay (perfect game, 5/29/10 at FLA), Cole Hamels (no-hitter, 7/25/15 at CHI) and Kevin Millwood (no-hitter, 4/27/03) as the only Phillies since 2000 to toss a 9.0-inning shutout with 11 or more strikeouts and 2 or fewer hits
- Retired 22 batters after allowing a leadoff double in his shutout on 8/8, the first Phillie to retire 22 straight in a start since Halladay's perfect game
- Eclipsed 1,000.0 career IP on 8/30 at WSH and 1,000 career strikeouts on 9/11 vs COL
- Finished the season with 7 scoreless streaks of 10.0 IP or more, the most in MLB
- In 10 starts against ATL and NYM, posted a 1.85 ERA (14 ER, 68.0 IP), 0.93 WHIP (13 BB, 50 H), 78 SO and 1 HR
- His 1.60 ERA (6 ER, 33.2 IP) in 5 starts against ATL was the lowest by a Phillie in 5 or more starts against any opponent since Steve Carlton in 1983 (1.05 vs CHI)

WHEELER'S DOUBLE-DIGIT STRIKEOUT GAMES (25)

14	5/29/21 at TB
12	8/15/13 at SD
12	5/23/21 vs BOS
12	6/10/21 vs ATL
12	5/27/23 at ATL
11	4/23/19 vs PHI
11	5/10/19 vs MIA
11	8/8/21 vs NYM
11	4/23/23 vs COL
11	7/28/23 at PIT
11	5/6/24 vs SF
11	9/28/24 at WSH
10	4/25/14 vs MIA
10	8/15/14 vs CHI
10	8/20/18 vs SF
10	5/4/19 at MIL
10	9/26/19 vs MIA
10	4/3/21 vs ATL
10	5/18/21 vs MIA
10	8/25/21 vs TB
10	5/23/22 at STL
10	8/26/23 vs STL
10	9/1/23 at MIL
10	4/3/24 vs CIN
10	4/14/24 vs PIT

2020

- In his first year with the Phillies, ranked 2nd among all NL pitchers in OPP GDP (13), T-5th in winning % (.667), 6th in BB/9.0 IP (2.03) & walk rate (5.6%), 8th in ERA (2.92), T-8th in quality starts (7) and 9th in IP (71.0)
- His 2.9 bWAR was the 2nd-highest among NL pitchers, percentage points behind Max Fried (2.9), and was 4th in MLB behind Shane Bieber (3.2), Hyun-Jin Ryu (3.0) and Fried
- His 0.38 HR/9.0 IP led all qualifying NL pitchers, was 2nd to Dallas Keuchel (0.28) in MLB and was the lowest by a qualifying Phillies pitcher since 1991 (Jose De Jesus, 0.35)
- Became the only Phillies pitcher ever to allow 3 runs or fewer in each of his first 10 career starts with the team
- Went 23.1 innings without allowing a home run (8/28 vs ATL through 5.0 IP on 9/16 vs NYM) and allowed 1 in a span of 47.0 innings from the 3rd inning on 8/5 vs NYY through 5.0 IP on 9/16 vs NYM

2019

- Had 4 double-digit strikeout performances, including 3 in his first 8 starts
- Posted a 3.04 ERA (34 ER, 100.2 IP) from 6/22 through the end of the season and a 1.80 ERA (8 ER, 40.0 IP) over his final 6 starts
- His 3.04 ERA from 6/22-end of season was the 7th-best among qualifying NL starters over that span
- Was on the IL with right shoulder fatigue, 7/12-25
- Had a 15.0-inning scoreless streak, 8/1-6, and a 13.0-inning streak, 9/21-26

2018


- Ranked 8th among qualifying NL pitchers in fWAR (4.1)
- Went 9-1 with a 1.68 ERA (14 ER, 75.0 IP) in 11 starts after the All-Star break
- His second-half ERA was lowest in the majors (min. 75.0 IP) and his 9 wins after the break were tied for most in MLB and tied for 7th-most in NYM history
- Won a career-best 7 straight decisions, 7/14-8/25
- Had a career-best 23.0-inning scoreless streak, 7/24-8/10, which was also 8th-longest in MLB in 2018
- Pitched at least 6.0 innings in 23 of 29 starts and 7.0 or more in 14
- Threw a first-pitch strike to 62.1% of the batters he faced
- His 11 hits as a batter were T-5th among all pitchers

2017

- Made his second career Opening Day roster
- His season debut on 4/7 vs MIA was his first appearance since 9/25/14
- Pinch-hit on 4/21 vs WSH and doubled, marking the third time ever a NYM pitcher recorded a pinch extra-base hit
- Following his season debut, posted a 2.91 ERA (19 ER, 58.2 IP) over his next 10 starts, 4/12-6/7
- His 2.91 ERA in that span was 5th in the NL (min. 50.0 IP)

WHEELER'S RANKINGS AMONG ALL PITCHERS IN POSTSEASON HISTORY
(min. 250 batters faced)

1st in lowest WHIP	0.73
2nd in lowest opponent's AVG	.151
2nd in lowest opponent's OBP	.212
2nd in lowest opponent's OPS	.445
3rd in best SO/BB ratio	5.50



- Was on the injured list, 6/20-30, with right biceps tendinitis
- Went back on the injured list on 7/23 with a stress reaction in his right arm and missed the remainder of the season

2016

- Did not pitch at the ML level while recovering from Tommy John surgery
- Underwent an internal suture removal procedure on 4/12
- Made one rehab appearance with St. Lucie (A) on 8/6

2015

- Missed the entire season after undergoing Tommy John surgery on 3/24

2014

- Made his first career Opening Day roster
- Led NYM with 32 starts
- Tossed his first career complete game and shutout in a 1-0 victory on 6/19 at MIA
- At 24 years, 20 days old, became the youngest NYM pitcher to throw a 1-0 shutout since 1985, when Dwight Gooden did so twice by age 20 years, 240 days
- Went 7-1 with a 2.21 ERA (20 ER, 81.1 IP) in 13 starts from 6/30-9/7, 11 of which were quality starts
- Held RHH to a .223 AVG

2013

- Began season with Las Vegas (AAA)
- Was on the minor league IL from 5/14-21 with right collarbone soreness
- Recalled on 6/18 as the 26th man for NYM's doubleheader and made his ML debut that day at ATL, throwing 6.0 scoreless innings and earning his first ML win

- Became the third pitcher in team history to earn a victory while throwing 6.0 or more shutout innings in his ML debut
- Tossed 6.1 innings before allowing a hit on 7/30 at MIA; it was the 3rd-longest no-hit bid by a rookie in NYM history
- Posted a 2.32 ERA (14 ER, 54.1 IP) in 9 road starts

MOST fWAR AMONG MLB PITCHERS (2020-24)

1.	ZACK WHEELER	24.7
2.	Corbin Burnes	21.7
3.	Kevin Gausman	19.9
4.	Aaron Nola	19.7
5.	Logan Webb	18.3

MOST DEFENSIVE RUNS SAVED BY PITCHERS (2020-24)

1.	Ranger Suárez	22
2.	Taijuan Walker	18
T3.	Jesus Luzardo	16
T3.	ZACK WHEELER	16
5.	Zack Greinke	15

2012

- Spent majority of the season with Binghamton (AA)
- Named an Eastern League midseason All-Star and MiLB.com Organization All-Star
- Selected to pitch for Team USA in the All-Star Futures Game at Kauffman Stadium (0.2 IP)
- Was T-1st in the EL in shutouts (1), 8th in strikeouts (117), 9th in ERA (3.26) and T-10th in complete games (1)
- Was on the minor league IL with a right middle fingernail avulsion, 5/2-9
- Promoted to Buffalo (AAA) on 8/3 for the remainder of the season
- Following the season, was named a *Baseball America* Double-A All-Star

2011

- Began season with San Jose (A) in SF's system
- Named a California League midseason All-Star
- Traded to NYM on 7/28 and assigned to St. Lucie
- Posted a 3.52 ERA (45 ER, 115.0 IP) between the 2 clubs

2010

- Began pro career with Augusta (A)
- Selected to pitch for Team USA in the All-Star Futures Game at Angel Stadium (1.0 IP)

PERSONAL

Zachary Harrison Wheeler... Married Dominique Rizzo (12/31/19); has one son, Wesley, and two daughters, Bambi and Winter... 2009 graduate of East Paulding High School (GA)... Was named the Gatorade Georgia High School Player of the Year for the 2008-2009 season after posting a 9-0 record with a 0.54 ERA... Ranked 4th nationally in the final 2009 Perfect Game class rankings... Played in 2008 Perfect Game All-American Classic, 2008 PG National Showcase and 2007 PG Underclass All-American Games... Had his East Paulding No. 45 jersey retired on Jan. 17, 2014... His brother, Jacob, is an artist who has shows in New York City...

Hobbies: Spending time with family and his dog... **Signed by:** Sean O'Connor

ZACK WHEELER'S CAREER STATISTICS

YEAR	CLUB	W-L	ERA	G	GS	CG	SHO	SV	IP	H	R	ER	HR	HB	BB	SO	WP	BK	AVG
2010	Augusta	3-3	3.99	21	13	0	0	0	58.2	47	27	26	0	7	38	70	13	2	.218
2011	San Jose	7-5	3.99	16	16	0	0	0	88.0	74	44	39	7	4	47	98	6	0	.224
	St. Lucie	2-2	2.00	6	6	0	0	0	27.0	26	6	6	0	2	5	31	3	0	.252
2012	Binghamton	10-6	3.26	19	19	1	#1	0	116.0	92	46	42	2	11	43	117	6	1	.225
	Buffalo	2-2	3.27	6	6	1	1	0	33.0	23	13	12	2	1	16	31	2	0	.205
2013	Las Vegas	4-2	3.93	13	13	0	0	0	68.2	61	35	30	9	2	27	73	1	0	.236
	NEW YORK-NL	7-5	3.42	17	17	0	0	0	100.0	90	42	38	10	4	46	84	6	0	.243
2014	NEW YORK-NL	11-11	3.54	32	32	1	1	0	185.1	167	84	73	14	11	79	187	9	0	.240
2015	NEW YORK-NL	Injured – Did not pitch																	
2016	NEW YORK-NL	Injured – Did not pitch																	
	St. Lucie+	0-0	0.00	1	1	0	0	0	1.0	0	1	0	0	0	1	0	0	0	.000
2017	NEW YORK-NL	3-7	5.21	17	17	0	0	0	86.1	97	53	50	15	3	40	81	1	0	.284
2018	Las Vegas	1-0	1.80	1	1	0	0	0	5.0	3	1	1	1	0	1	6	0	0	.176
	NEW YORK-NL	12-7	3.31	29	29	0	0	0	182.1	150	69	67	14	9	55	179	2	1	.225
2019	NEW YORK-NL	11-8	3.96	31	31	0	0	0	195.1	196	93	86	22	2	50	195	5	0	.258
2020	PHILLIES	4-2	2.92	11	11	0	0	0	71.0	67	26	23	3	7	16	53	0	0	.254
2021	PHILLIES	14-10	2.78	32	32	#3	#2	0	*213.1	169	72	66	16	8	46	*247	6	0	.215
2022	PHILLIES	12-7	2.82	26	26	0	0	0	153.0	125	52	48	13	7	34	163	1	1	.221
2023	PHILLIES	13-6	3.61	32	32	0	0	0	192.0	168	82	77	20	9	39	212	1	0	.229
2024	PHILLIES	16-7	2.57	32	32	0	0	0	200.0	139	62	57	20	8	52	224	8	0	*.192
Minors Totals		29-20	3.53	83	75	2	2	0	397.1	326	173	156	21	27	178	426	31	3	.225
ML Totals		103-70	3.34	259	259	4	3	0	1578.2	1368	635	585	147	68	457	1625	39	2	.232

* League leader

Tied for league lead

+ Rehab assignment

WHEELER'S WILD CARD SERIES STATISTICS

YEAR	CLUB, OPP	W-L	ERA	G	GS	CG	SHO	SV	IP	H	R	ER	HR	HB	BB	SO	WP	BK	AVG
2022	PHI, STL	0-0	0.00	1	1	0	0	0	6.1	2	0	0	0	1	1	4	0	0	.100
2023	PHI, MIA	1-0	1.35	1	1	0	0	0	6.2	5	1	1	0	0	0	8	0	0	.208
WC Totals		1-0	0.69	2	2	0	0	0	13.0	7	1	1	0	1	1	12	0	0	.159

WHEELER'S DIVISION SERIES STATISTICS

YEAR	CLUB, OPP	W-L	ERA	G	GS	CG	SHO	SV	IP	H	R	ER	HR	HB	BB	SO	WP	BK	AVG
2022	PHI, ATL	0-1	4.50	1	1	0	0	0	6.0	4	3	3	0	1	1	5	0	0	.182
2023	PHI, ATL	0-0	2.84	1	1	0	0	0	6.1	3	3	2	1	0	1	10	0	0	.130
2024	PHI, NYM	0-0	0.00	1	1	0	0	0	7.0	1	0	0	0	1	4	9	0	0	.048
DS	Totals	0-1	2.33	3	3	0	0	0	19.1	8	6	5	1	2	6	24	0	0	.121

WHEELER'S LEAGUE CHAMPIONSHIP SERIES STATISTICS

YEAR	CLUB, OPP	W-L	ERA	G	GS	CG	SHO	SV	IP	H	R	ER	HR	HB	BB	SO	WP	BK	AVG
2022	PHI, SD	1-0	1.38	2	2	0	0	0	13.0	4	2	2	1	1	1	16	0	0	.093
2023	PHI, ARI	2-0	1.84	3	2	0	0	0	14.2	9	3	3	2	0	2	17	1	0	.170
LCS	Totals	3-0	1.63	5	4	0	0	0	27.2	13	5	5	3	1	3	33	1	0	.135

WHEELER'S WORLD SERIES STATISTICS

YEAR	CLUB, OPP	W-L	ERA	G	GS	CG	SHO	SV	IP	H	R	ER	HR	HB	BB	SO	WP	BK	AVG
2022	PHI, HOU	0-2	5.23	2	2	0	0	0	10.1	9	7	6	1	1	4	8	0	0	.231

WHEELER'S ALL-STAR GAME STATISTICS

YEAR	CLUB, SITE	W-L	ERA	G	GS	CG	SHO	SV	IP	H	R	ER	HR	HB	BB	SO	WP	BK	AVG
2021	NL, COL	0-0	0.00	1	0	0	0	0	0.1	0	0	0	0	0	0	1	0	0	.000
2024	NL, TEX	Did not pitch																	
ASG	Totals	0-0	0.00	1	0	0	0	0	0.1	0	0	0	0	0	0	1	0	0	.000

WHEELER'S CAREER TRANSACTIONS


- Selected by San Francisco Giants in 1st round (6th overall) of 2009 MLB Draft
- Traded to New York Mets with cash considerations for Carlos Beltrán (of), July 28, 2011
- On injured list recovering from Tommy John surgery, March 27, 2015 through the remainder of the season
- On injured list recovering from Tommy John surgery, March 25, 2016 through the remainder of the season
- On injured list with right biceps tendinitis, June 20-June 30, 2017
- On injured list with a stress reaction in his right arm, July 23, 2017 through the remainder of the season
- On injured list with right shoulder fatigue, July 12-25, 2019
- Signed by Philadelphia as a free agent, December 9, 2019
- On COVID-related injured list, May 8-11, 2022
- On injured list with right forearm tendinitis, August 22-September 20, 2022

WHEELER'S CAREER FIELDING

POSITION	PCT	G	PO	A	E	TC	DP
Pitcher	.968	259	110	160	9	279	16

WHEELER'S GAME HIGHS

LOW-HIT CG: 3 – 2 times, last: 5/6/21 vs MIL... **SHUTOUTS:** 3 – last: 8/8/21 vs NYM... **STRIKEOUTS:** 14 – 5/29/21 at TB... **WALKS:** 7 – 4/7/19 vs WSH... **LONGEST OUTING:** 9.0 inn. – 3 times, last: 8/8/21 vs NYM... **WINNING STREAK:** 8 games – 4/20-6/11/24... **LOSING STREAK:** 5 games – 2 times, last: 5/4-6/22/18... **SCORELESS STREAK:** 23.0 inn. – 7/24-8/10/18



37 Weston WILSON

B-T: R-R
HT: 6-4; **WT:** 215
OPENING DAY AGE: 30
BORN: September 11, 1994, High Point, NC
RESIDES: Nashville, TN
ML SERVICE: 113 days
HOW OBTAINED: Signed by Phillies as a minor league free agent, 1/3/23

INF/OF

[@_westonwilson](#)
[@Weston_Wilson8](#)

2024

- Spent majority of the season with Lehigh Valley (AAA) but appeared in a career-high 41 games for the Phillies over 2 stints with the club
- Completed the 10th cycle in Phillies history (9th player, 1st rookie) on 8/15 vs WSH – was the 6th-fewest games (24) needed to a cycle in ML history
- Defensively, appeared at LF (21 G, 14 GS), 3rd base (5 G, 4 GS), 2nd base (4 G, 2 GS), RF (4 G, 1 GS), 1st base (3 G) and CF (1 G)
- Made his season debut on 6/9 vs NYM at London Stadium after being recalled from Lehigh Valley on 6/3
- Slashed .313/.366/.563 with a .929 OPS in 20 starts from 7/12-end of season
- His 4 hits on 8/15 vs WSH were a career high and in the 4th frame, tallied 2 hits in a single inning for the first time in his career
- Was on the Paternity List, 8/26-27
- Pitched in the majors for the first time in his career on 8/28 vs HOU (1.0 IP, 0 R)
- Named International League Player of the Week after slashing .417/.500/.917 with 4 HR and a 1.417 OPS in 6 games for the IronPigs from 6/25-30
- Slashed .240/.340/.487 in 71 games for the IronPigs and in 20 G (93 PA) after being optioned on 6/15, had 10 HR, 20 RBI and a 1.186 OPS
- Defensively for Lehigh Valley, made 29 starts at SS, 24 starts at 3rd base, 13 starts in LF, 2 starts at 2nd base and 1 start in RF
- Made his first career postseason appearance; started in LF in Game 4 of the NLDS vs NYM on 10/9

2023

- Spent the majority of the season with Lehigh Valley, slashing .259/.363/.515 with an .878 OPS, 53 XBH (19 2B, 3 3B, 31 HR) and 86 RBI in 125 games
- Named an MiLB.com Organization All-Star
- Ranked 3rd in the International League in HR, 6th in runs scored (90), T-7th in RBI & SB (32), T-8th in XBH and 10th in SLG
- His 31 HR, 90 runs scored and 86 RBI led all Phillies minor leaguers
- Became the first player in Lehigh Valley history with 30+ HR and 30+ SB in a season
- Had his contract selected from Lehigh Valley on 8/6 and played 8 games over 3 stints with the Phillies
- Made his ML debut on 8/9 vs WSH and became the fifth Phillie to homer in his first career plate appearance (last, Marlon Anderson on 9/8/98 vs NYM)
- Became the ninth major leaguer and third Phillie since 1901 with a HR and 2 walks in his ML debut (last, Ricky Jordan on 7/17/88)

- Was the first Phillie since Jimmy Rollins (9/17/00) to reach base safely at least 3 times in his ML debut
- Was the first Phillie in the modern era (since 1901) with a HR and a SB in his ML debut and the 13th Phillie overall with a SB in his first career game
- His 6 walks were the most by a Phillie in his first 5 career games in the modern era

2022

- Spent his second full season with Nashville (AAA) in MiLB's system
- Hit 2 HR on 4/28 at St. Paul
- Went 3-for-5 with 2 doubles, 4 RBI and a walk on 5/15 at Jacksonville

2021

- Played for Nashville
- Had 28 extra-base hits (11 2B, 3B, 16 HR) and a career-best .548 SLG
- Named MiLB's Co-Minor League Player of the Month for June (24 G, .272 AVG, 5 HR)
- Missed the final month of the season after having thoracic outlet surgery on his right shoulder (Dr. Gregory Pearl)
- Following the season, played for Salt River in the Arizona Fall League

2020

- Did not play

2019

- Played in a career-high 127 games for Biloxi (AA)
- Named a Southern League All-Star and an MiLB.com Organization All-Star
- Finished T-2nd in the SL in runs (70), 4th in HR (19) and T-4th in games
- Named SL Player of the Week, 4/22-28
- Named MiLB's Minor League Player of the Month and SL Player of the Month for April (.295 AVG, 6 HR, 18 RBI)

2018

- Spent most of the season with Carolina (A), but also appeared in 12 games for Biloxi
- Selected as Carolina League Player of the Week, 4/23-29
- Named MiLB's Minor League Player of the Month and CL Player of the Month in July (.436 AVG, 5 HR, 23 RBI)
- Following the season, played for Peoria in the Arizona Fall League and hit .375 with 2 HR and 7 RBI in 13 games

2017

- Split the season between Carolina and Wisconsin (A)

2016

- Began pro career with Helena (R)
- Finished 4th in the Pioneer League in triples (7)
- Had 23 walks to 33 strikeouts and posted a .390 OBP

PERSONAL

Weston Graham Wilson... Married, wife's name is Madison; has one son, Walker... Attended Clemson University (SC)... 2013 graduate of Wesleyan Christian Academy (NC)...
Hobbies: Drawing, woodworking, tattooing and golf...
Signed by: Steve Smith

WESTON WILSON'S CAREER STATISTICS

YEAR	CLUB	AVG	G	AB	R	H	2B	3B	HR	RBI	SH	SF	HP	BB	SO	SB	CS	OBP	SLG	OPS	E
2016	Helena	.318	62	233	38	74	16	7	4	38	2	4	7	23	33	5	4	.390	.498	.887	6
2017	Carolina	.241	73	261	26	63	11	1	3	27	3	2	6	16	80	3	0	.298	.326	.624	5
	Wisconsin	.277	39	141	22	39	9	2	5	26	1	0	4	16	29	1	5	.366	.475	.842	5
2018	Carolina	.274	105	383	60	105	23	2	13	62	0	6	4	31	93	7	4	.330	.446	.777	5
	Biloxi	.239	12	46	5	11	1	0	1	3	0	0	0	3	7	1	1	.286	.326	.612	0
2019	Biloxi	.231	127	445	70	103	19	3	19	58	0	3	4	58	111	12	3	.324	.416	.739	11
2020	Did not play																				
2021	Nashville	.267	70	217	34	58	11	1	16	35	0	0	1	28	57	8	2	.354	.548	.902	7
2022	Nashville	.228	118	416	63	95	21	0	11	54	0	4	3	39	131	17	4	.297	.358	.655	7
2023	Lehigh Valley	.259	125	460	90	119	19	3	31	86	2	4	3	75	146	32	6	.363	.515	.878	7
	PHILLIES	.313	8	16	5	5	0	0	1	2	0	0	0	6	5	3	1	.500	.500	1.000	1
2024	Lehigh Valley	.240	71	263	49	63	11	0	18	55	1	6	1	42	76	14	4	.340	.487	.827	8
	PHILLIES	.284	41	88	13	25	7	1	3	10	0	1	1	8	29	3	0	.347	.489	.836	2
Minors Totals		.255	802	2865	457	730	141	19	121	444	9	29	33	331	763	100	33	.336	.444	.780	61
ML	Totals	.288	49	104	18	30	7	1	4	12	0	1	1	14	34	6	1	.375	.490	.865	3

WILSON'S DIVISION SERIES STATISTICS

YEAR	CLUB, OPP	AVG	G	AB	R	H	2B	3B	HR	RBI	SH	SF	HB	BB	SO	SB	CS	OBP	SLG	OPS	E
2023	PHI, ATL	Did not play																			
2024	PHI, NYM	.000	2	3	0	0	0	0	0	0	0	0	0	0	0	0	0	.000	.000	.000	0
DS	Totals	.000	2	3	0	0	0	0	0	0	0	0	0	0	0	0	0	.000	.000	.000	0

WILSON'S CAREER TRANSACTIONS

- Selected by Milwaukee Brewers in 17th round of 2016 MLB Draft
- Signed by Philadelphia as a minor league free agent, January 3, 2023

WILSON'S CAREER FIELDING

POSITION	PCT	G	PO	A	E	TC	DP
Outfield	.958	30	22	1	1	24	1
First base	1.000	4	8	0	0	8	0
Second base	1.000	5	3	4	0	7	1
Third base	.875	6	4	10	2	16	1
Pitcher	---	1	0	0	0	0	0

WILSON'S GAME HIGHS

HITS: 4 – 8/15/24 vs WSH... **RUNS:** 3 – 2 times, last: 8/15/24 vs WSH... **DOUBLES:** 1 – 7 times, last: 9/29/24 at WSH... **TRIPLES:** 1 – 8/15/24 vs WSH... **HOME RUNS:** 1 – 4 times, last: 8/15/24 vs WSH... **RBI:** 2 – 2 times, last: 9/29/24 at WSH... **WALKS:** 2 – 2 times, last: 8/11/23 vs MIN... **STOLEN BASES:** 2 – 9/30/23 at NYM... **HITTING STREAK:** 4 games – 7/31-8/15/24



43 *Guillermo*
ZUÑIGA

B-T: R-R

HT: 6-5; **WT:** 285

OPENING DAY AGE: 26

BORN: October 10, 1998, Cartagena, Colombia

RESIDES: Cartagena, Colombia

ML SERVICE: 129 days

HOW OBTAINED: Signed by Phillies as a minor league free agent,
12/13/24

Non-Roster Invitee

2024

- Made his first career Opening Day roster with LAA
- Recorded his first career ML save on 4/3 at MIA in a 10-2 win (3.0 IP)
- Was on the IL from 4/8-5/24 with a right pectoral strain; made rehab appearances with Arizona Complex League Angels (R) and Salt Lake (AAA)
- Picked up his second save on 9/22 at HOU in a 9-8 win (0.1 IP)
- Held RHH to a .626 OPS (41 BF) compared to a 1.105 OPS against LHH (35 BF)

2023

- Began the season with Memphis (AAA) in STL's organization
- Was recalled by STL on 5/2 and made his ML debut that night vs LAA (1.0 IP, 2 SO); struck out Chad Wallach and Mike Trout
- Threw 13 of his 24 four-seam fastballs in MLB at 99 mph or above, with 5 pitches 100+
- Was placed on the IL on 8/25 with a strained right forearm and missed the remainder of the season
- Pitched for Colombia in the World Baseball Classic (2 G, 3.0 IP, 0 R, 6 SO)
- Struck out Paul Goldschmidt and Mike Trout in a scoreless inning in his WBC appearance vs USA on 3/15

2022

- Spent his second straight season with Tulsa (AA)
- Ranked 2nd in the Texas League in appearances, T-2nd in games finished (26) and T-3rd in saves
- Posted a 1.50 ERA in July and had 14 strikeouts in 12.0 innings pitched (11 G)

2021

- Spent the season with Tulsa and pitched exclusively in relief
- Struck out 33.8% of the batters he faced (49 SO, 145 BF)

2020

- Did not pitch

2019

- Split the season between Great Lakes (A) and Rancho Cucamonga (A)

2018

- Pitched for Arizona League Dodgers (R) and averaged 9.88 SO/9.0 IP (41 SO, 37.1 IP)

2017

- Spent season with Gulf Coast League Braves (R)

2016

- Began pro career with Dominican Summer League Braves (R)

PERSONAL

Guillermo Enrique Zuñiga (pronounced GHEE-yoh zoon-YEE-gah)... **Hobbies:** Playing video games, enjoying the beach and spending time with family... **Signed by:** Carlos Garcia

GUILLO ZUÑIGA'S CAREER STATISTICS

YEAR	CLUB	W-L	ERA	G	GS	CG	SHO	SV	IP	H	R	ER	HR	HB	BB	SO	WP	BK	AVG
2016	DSL Braves	1-0	2.61	5	0	0	0	0	10.1	12	5	3	2	0	2	9	1	0	.308
2017	GCL Braves	0-3	5.59	8	6	0	0	0	19.1	28	18	12	0	5	10	12	5	0	.364
2018	AZL Dodgers	3-1	3.86	12	2	0	0	2	37.1	41	17	16	0	4	13	41	8	1	.289
2019	Great Lakes	4-1	4.08	21	5	0	0	3	53.0	45	26	24	5	2	22	59	3	2	.230
	Rancho Cuca.	0-2	4.11	12	0	0	0	2	15.1	10	8	7	2	1	9	22	3	0	.128
2020	Did not pitch																		
2021	Tulsa	7-2	3.06	25	0	0	0	2	35.1	25	16	12	5	2	13	49	4	0	.194
2022	Tulsa	4-4	4.77	48	0	0	0	11	54.2	47	32	29	12	2	30	66	10	0	.227
2023	Memphis	0-2	7.63	29	0	0	0	5	30.2	32	27	26	6	3	20	37	6	0	.262
	ST. LOUIS	0-0	4.50	2	0	0	0	0	2.0	2	1	1	0	0	0	4	0	0	.250
2024	LOS ANGELES-AL	0-0	5.09	15	0	0	0	2	17.2	16	10	10	5	1	8	12	1	0	.242
	ACL Angels+	0-0	3.86	3	2	0	0	1	2.1	4	1	0	1	1	1	3	1	0	.364
	Salt Lake	1-4	5.19	25	0	0	0	2	26.0	25	17	15	4	1	8	16	1	0	.253
Minors Totals		20-19	4.59	188	15	0	0	28	284.1	269	167	145	36	21	128	314	42	3	.250
AL	Totals	0-0	5.09	15	0	0	0	2	17.2	16	10	10	5	1	8	12	1	0	.242
NL	Totals	0-0	4.50	2	0	0	0	0	2.0	2	1	1	0	0	0	4	0	0	.250
ML	Totals	0-0	5.03	17	0	0	0	2	19.2	18	11	11	5	1	8	16	1	0	.243

+ Rehab assignment

ZUÑIGA'S WORLD BASEBALL CLASSIC STATISTICS

YEAR	CLUB	W-L	ERA	G	GS	CG	SHO	SV	IP	H	R	ER	HR	HB	BB	SO	WP	BK	AVG
2023	Colombia	1-0	0.00	2	0	0	0	0	3.0	1	0	0	0	0	1	6	0	0	.100

ZUÑIGA'S CAREER TRANSACTIONS

- Signed by Atlanta Braves as an amateur free agent, July 2, 2016
- Signed by Los Angeles Dodgers as a minor league free agent, December 6, 2017
- Signed by St. Louis Cardinals as a minor league free agent, December 6, 2022
- On injured list with a strained right forearm, August 25, 2023 through the remainder of the season
- Traded to Los Angeles Angels for cash considerations, February 7, 2024
- On injured list with a right pectoral strain, April 8-May 24, 2024; included rehab assignments to Arizona Complex League Angels, May 13-20, and Salt Lake, May 21-24
- Signed by Philadelphia as a minor league free agent, December 13, 2024

ZUÑIGA'S CAREER FIELDING

POSITION	PCT	G	PO	A	E	TC	DP
Pitcher	1.000	17	0	1	0	1	0

ZUÑIGA'S GAME HIGHS

LOW-HIT CG: N/A... **SHUTOUTS:** N/A... **STRIKEOUTS:** 4 – 9/14/24 vs HOU... **WALKS:** 2 – 4/7/24 vs BOS... **LONGEST OUTING:** 3.0 inn. – 4/3/24 at MIA... **WINNING STREAK:** N/A... **LOSING STREAK:** N/A... **SCORELESS STREAK:** 4.0 inn. – 9/18-25/24

2024 REVIEW



2024 TEAM NOTES

REGULAR SEASON RECAP

The 2024 club finished with 95 wins, the 6th-most ever in a single season in franchise history and most since a franchise-record 102 wins in 2011. The Phillies began the season 8-8 through 16 games (3/29-4/14) before winning 37 of their next 48 from April 15 through June 8, which marked the best 48-game span in the franchise's modern-day history (since 1900).

FLAGS FLY FOREVER

On Sept. 23, the Phillies clinched the 12th division title in franchise history (others: 1976-78, 1980, 1983, 1993, 2007-11) in the fifth division clinch at home, joining 2007-09 and 2011... Doing so in Game #157, it was tied for the 3rd-fastest divisional clinch in club history in terms of games (with 2010, 1993 & 1977), trailing only the 2011 club (150 G) and 1976 club (155 G)... Doing so on Sept. 23, it marked the 2nd-earliest clinch in franchise history going by date, behind only 2011 (Sept. 17).

POSTSEASON RECAP

Winners of the National League East with the second-best record in the NL, the Phillies secured a bye in the Wild Card Series with an automatic spot in the NLDS, where they faced off against the division rival New York Mets in the first ever postseason meeting between the two clubs... In Game 1 at CBP, Kyle Schwarber hit a leadoff home run as Zack Wheeler allowed only one hit over 7.0 scoreless innings, but the Mets scored five runs in the top of the 8th for a 6-2 win... In Game 2, the Phillies were down 3-0 before Bryce Harper (2-run HR) and Nick Castellanos (solo HR) went back-to-back in the 6th inning to tie the game... The clubs would trade the lead back and forth until the 9th inning when Castellanos walked it off with an RBI single... The series shifted to New York for Games 3 & 4, with the Mets winning both... Philadelphia's starting pitchers posted a 2.53 ERA (6 ER, 21.1 IP) during the series with 30 strikeouts but the bullpen allowed 16 ER in 12.2 innings (11.37 ERA).

THE ELECTRIC FACTORY

The Phillies finished with the best home record in baseball at 54-27 (.667 win %); the Dodgers were 2nd with a .642 winning percentage (52-29) at Dodger Stadium... Philadelphia's record in home games included a "home" loss to the Mets in London; at CBP, the Phillies went 54-26 (.675 win %)... Philadelphia's 54 wins at CBP tied a ballpark record set in 2010, when the Phillies won 54 of 84 games played at CBP, three of which were against the Blue Jays due to the G20 summit in Toronto... Philadelphia's .675 winning percentage at CBP in 2024 is the 2nd-best mark in the franchise's Modern Day history (since 1900) in their home ballpark in a single season, behind only the 1977 club, which posted a .741 winning percentage at Veterans Stadium (60-21)... The Phils finished 3rd among all clubs in baseball in attendance per game at home with an average of 41,527 per game, behind only the Dodgers (48,657) and Yankees (41,897)... Of the 80 games at CBP in 2024, 47 were sellouts (59%) and 60 were crowds of at least 40,000 (75%)... The Phillies finished with a total attendance of 3,308,638 at CBP; their second straight season of 3,000,000+ in attendance and largest single-season attendance since 2012 (3,565,718).

ALL THE STARS

The Phillies set a franchise record and tied an MLB record (since 1961/Expansion Era) with eight All-Star selections (Alec Bohm, Bryce Harper, Jeff Hoffman, Cristopher Sánchez, Matt Strahm, Ranger Suárez, Trea Turner & Zack Wheeler)... Philadelphia's eight All-Stars eclipsed the previous franchise record of five All-Stars, accomplished six times and last in 2011 (Halladay, Lee, Hamels, Polanco, Victorino)... The Phillies set an MLB record with five pitchers selected for the ASG – the previous mark was four, accomplished several times, last by the 2021 Brewers... Additionally, Philadelphia's five first-timers (Bohm, Hoffman, Sánchez, Strahm, Suárez) tied an MLB record, accomplished by four other clubs since 1961: 2022 Braves, 2015 Royals, 2014 Athletics and 2001 Mariners.

MONTH TO MONTH

The Phillies finished with 15 wins in five different months: 19-9 in April, 20-7 in May, 15-11 in June, 15-13 in August and 15-11 in September... In club history, this marked the eighth time the Phils have won at least 15 games in five months.

7 INNINGS? 34 STRAIGHT WINS

From April 15-Sept. 17, the Phillies won 34 consecutive games when a starting pitcher went at least 7.0 IP, which was the longest streak in Phillies history and the 2nd-longest streak in MLB history... During that 34-game streak, Phillies starters combined to go 30-0 with a 0.96 ERA (27 ER, 253.0 IP), .156 OPP AVG, .413 OPP OPS, 232 SO/35 BB (6.63 SO/BB ratio) and 0.67 WHIP (134 H).

PHILLY SPECIAL

Beginning in 2018, the Phillies have increased their win total in each full season played year over year (2020 not included): 80 wins in 2018 (after 66 the previous season), 81 in 2019, 82 in 2021, 87 in 2022, 90 in 2023 and 95 in 2024... The Phillies are the first National League club and only the third team in MLB history to increase their win total from the year before in six straight seasons (min. 150 G played) – they join the Kansas City Royals, who did so from 2010-15, and the New York Yankees, who did so from 1991-98 (excluding 1994 & 1995).

CITY CONNECT

The Phillies debuted a City Connect jersey that was worn during every Friday home game... The blue and yellow colors are based on the city of Philadelphia's flag, unchanged since its inception... The script of the Philly lettering on the front of the jersey is reminiscent of our country's historic founding documents and the chestplate features a subtle pattern inspired by the crack of the Liberty Bell... The skyline of Philadelphia is proudly depicted on the inside of the jersey's collar – most notably is the bright blue shade of the collar, intended to represent what Philadelphia is at its core: a blue-collar big city with a small-town feel... The sleeve patch features "City of Brotherly Love" with the iconic Liberty Bell integrated within the word "Love", a nod to the notable LOVE sculpture located in the heart of Philadelphia... The cap features the Liberty Bell and skyline with two stars representing the stars in the traditional Phillies logotype.

ON THE MEND

Below is a list of all the Phillies' official IL stints in 2024:

Player	Injury	Date On	Date Off
Dylan Covey	Right shoulder strain	3/25	8/27
Orion Kerkering	Right forearm strain	3/25	4/14
Rafael Marchán	Lower back pain	3/25	5/27
Michael Rucker	Right hand arterial vasospasm	3/25	7/26
Taijuan Walker	Right shoulder soreness	3/25	4/28
Luis Ortiz	Left ankle sprain & right elbow UCL sprain	3/31	
Yunior Marte	Right shoulder inflammation	5/1	6/25
Trea Turner	Left hamstring strain	5/4	6/17
Brandon Marsh	Right hamstring strain	6/3	6/15
Kody Clemens	Low back spasms	5/31	6/28
J.T. Realmuto	Right knee pain	6/10	7/20
Taijuan Walker	Right index finger inflammation	6/22	8/13
Spencer Turnbull	Right lat strain	6/27	
Bryce Harper	Left hamstring strain	6/28	7/9
Kyle Schwarber	Left groin strain	6/28	7/8
Ranger Suárez	Lower back soreness	7/24	8/24
Austin Hays	Left hamstring strain	8/8	8/23
Austin Hays	Kidney infection	9/2	9/24
Alec Bohm	Left hand strain	9/3	9/15
Rodolfo Castro	Right thumb UCL repair	9/7	
Edmundo Sosa	Back spasms	9/7	9/17

MAJOR LEAGUE STANDINGS

AL EAST	W	L	PCT	GB	L10	STRK	HOME	ROAD	RS	RA	DIFF
z-NY Yankees	94	68	.580	-	5-5	W1	44-37	50-31	815	668	147
w-Baltimore	91	71	.562	3.0	7-3	W3	44-37	47-34	786	699	87
Boston	81	81	.500	13.0	5-5	W1	38-43	43-38	751	747	4
Tampa Bay	80	82	.494	14.0	6-4	L1	42-39	38-43	604	663	-59
Toronto	74	88	.457	20.0	2-8	L3	39-42	35-46	671	743	-72
AL CENTRAL	W	L	PCT	GB	L10	STRK	HOME	ROAD	RS	RA	DIFF
y-Cleveland	92	69	.571	-	5-5	L2	50-30	42-39	708	621	87
w-Kansas City	86	76	.531	6.5	4-6	W1	45-36	41-40	735	644	91
w-Detroit	86	76	.531	6.5	7-3	L2	43-38	43-38	682	642	40
Minnesota	82	80	.506	10.5	2-8	L4	43-38	39-42	742	735	7
Chi White Sox	41	121	.253	51.5	5-5	W2	23-58	18-63	507	813	-306
AL WEST	W	L	PCT	GB	L10	STRK	HOME	ROAD	RS	RA	DIFF
y-Houston	88	73	.547	-	6-4	W2	46-35	42-38	740	649	91
Seattle	85	77	.525	3.5	8-2	W4	49-32	36-45	676	607	69
Texas	78	84	.481	10.5	5-5	W3	44-37	34-47	683	738	-55
Oakland	69	93	.426	19.5	3-7	L3	38-43	31-50	643	764	-121
LA Angels	63	99	.389	25.5	1-9	L6	32-49	31-50	635	797	-162
NL EAST	W	L	PCT	GB	L10	STRK	HOME	ROAD	RS	RA	DIFF
y-Philadelphia	95	67	.586	-	4-6	W1	54-27	41-40	784	671	113
w-Atlanta	89	73	.549	6.0	7-3	W1	46-35	43-38	704	607	97
w-NY Mets	89	73	.549	6.0	5-5	L1	46-35	43-38	768	697	71
Washington	71	91	.438	24.0	3-7	L1	38-43	33-48	660	764	-104
Miami	62	100	.383	33.0	6-4	W4	30-51	32-49	637	841	-204
NL CENTRAL	W	L	PCT	GB	L10	STRK	HOME	ROAD	RS	RA	DIFF
y-Milwaukee	93	69	.574	-	5-5	L1	47-34	46-35	777	641	136
Chi Cubs	83	79	.512	10.0	6-4	L1	44-37	39-42	736	669	67
St. Louis	83	79	.512	10.0	6-4	W1	44-37	39-42	672	719	-47
Cincinnati	77	85	.475	16.0	3-7	W1	39-42	38-43	699	694	5
Pittsburgh	76	86	.469	17.0	5-5	L1	39-42	37-44	665	739	-74
NL WEST	W	L	PCT	GB	L10	STRK	HOME	ROAD	RS	RA	DIFF
z-LA Dodgers	98	64	.605	-	8-2	W5	52-29	46-35	842	686	156
w-San Diego	93	69	.574	5.0	7-3	L1	45-36	48-33	760	669	91
Arizona	89	73	.549	9.0	5-5	W1	44-37	45-36	886	788	98
San Francisco	80	82	.494	18.0	6-4	L1	42-39	38-43	693	699	-6
Colorado	61	101	.377	37.0	2-8	L3	37-44	24-57	682	929	-247

w - Clinched Wild Card; y - Clinched Division; z - Clinched Division and Best Record in League

WILD CARD STANDINGS

AMERICAN LEAGUE					NATIONAL LEAGUE				
DIVISION LEADERS	W	L	PCT	WCGB	DIVISION LEADERS	W	L	PCT	WCGB
East – NY Yankees	94	68	.580	-	East – Philadelphia	95	67	.586	-
Central – Cleveland	92	69	.571	-	Central – Milwaukee	93	69	.574	-
West – Houston	88	73	.547	-	West – LA Dodgers	98	64	.605	-
WILD CARD	W	L	PCT	WCGB	WILD CARD	W	L	PCT	WCGB
w-Baltimore	91	71	.562	+5.0	w-San Diego	93	69	.574	+4.0
w-Kansas City	86	76	.531	-	w-Atlanta	89	73	.549	-
w-Detroit	86	76	.531	-	w-NY Mets	89	73	.549	-
Seattle	85	77	.525	1.0	Arizona	89	73	.549	-
Minnesota	82	80	.506	4.0	Chi Cubs	83	79	.512	6.0
Boston	81	81	.500	5.0	St. Louis	83	79	.512	6.0
Tampa Bay	80	82	.494	6.0	San Francisco	80	82	.494	9.0
Texas	78	84	.481	8.0	Cincinnati	77	85	.475	12.0
Toronto	74	88	.457	12.0	Pittsburgh	76	86	.469	13.0
Oakland	69	93	.426	17.0	Washington	71	91	.438	18.0
LA Angels	63	99	.389	23.0	Miami	62	100	.383	27.0
Chi White Sox	41	121	.253	45.0	Colorado	61	101	.377	28.0

w - Clinched Wild Card

2024 SPRING TRAINING STATISTICS

PLAYER	AVG	G	AB	R	H	2B	3B	HR	RBI	SH	SF	HP	BB	SO	SB	CS	OBP	SLG	OPS	E
Albrecht, L	.000	1	1	0	0	0	0	0	0	0	0	0	1	1	0	1	.500	.000	.500	0
Anthony, K	.000	1	2	0	0	0	0	0	0	0	0	0	0	0	0	0	.000	.000	.000	0
Arnold, Z	.000	1	1	0	0	0	0	0	0	0	0	0	0	0	0	0	.000	.000	.000	0
Ball, B	.222	8	9	1	2	0	0	0	0	0	0	0	0	6	0	0	.222	.222	.444	1
Bergolla, W	1.000	1	1	0	1	0	0	0	0	0	0	0	0	0	0	0	1.000	1.000	2.000	0
Bohm, A	.268	16	41	2	11	3	0	1	5	0	0	1	2	9	0	0	.318	.415	.733	0
Boyd, E	.000	1	1	0	0	0	0	0	0	0	0	0	0	0	0	0	.000	.000	.000	0
Brito, E	.273	10	11	2	3	1	0	0	1	0	0	0	1	1	0	0	.333	.364	.697	0
Castellanos, N	.119	16	42	3	5	0	0	2	3	0	0	0	1	12	1	0	.140	.262	.402	0
Castro, R	.267	15	30	4	8	2	0	0	3	0	0	1	1	10	0	0	.313	.333	.646	0
Cave, J	.324	14	37	4	12	3	0	0	4	0	0	0	1	10	1	0	.342	.405	.747	0
Clemens, K	.325	17	40	11	13	3	1	3	10	0	1	1	4	7	0	0	.391	.675	1.066	0
Crawford, J	.000	1	1	0	0	0	0	0	0	0	0	0	0	0	0	0	.000	.000	.000	0
Dahl, D	.250	16	36	7	9	3	0	2	7	0	1	0	2	9	0	0	.282	.500	.782	0
De La Cruz, C	.207	19	29	0	6	0	0	0	4	0	0	0	2	13	1	0	.258	.207	.465	1
Fergus, C	.000	2	1	0	0	0	0	0	0	0	0	0	0	1	0	0	.000	.000	.000	0
Gallagher, C	.176	9	17	2	3	1	0	1	3	0	0	0	1	5	0	0	.222	.412	.634	1
Garcia, A	.393	14	28	4	11	5	0	1	7	0	0	0	4	11	1	0	.469	.679	1.148	1
Garcia, Y	.000	1	0	0	0	0	0	0	0	0	0	0	0	0	0	0	.000	.000	.000	0
Haley, J	.250	7	8	1	2	0	0	0	0	0	0	0	0	4	0	0	.250	.250	.500	0
Hall, D	.080	11	25	3	2	0	0	1	1	0	0	0	2	11	0	0	.148	.200	.348	1
Harper, B	.179	12	28	3	5	1	0	0	1	0	1	0	5	11	2	0	.294	.214	.508	0
Iser, H	.000	4	4	0	0	0	0	0	0	0	0	0	0	1	0	0	.000	.000	.000	0
Kemp, O	1.000	1	1	0	1	1	0	0	1	0	0	0	0	0	0	0	1.000	2.000	3.000	0
Kingery, S	.200	16	25	6	5	0	0	2	3	0	0	0	6	8	3	0	.355	.440	.795	1
Kroon, M	.200	18	25	4	5	1	0	1	4	0	0	1	6	7	2	0	.375	.360	.735	0
Lee Sang, M	.000	6	6	0	0	0	0	0	0	0	0	0	0	5	0	0	.000	.000	.000	1
Leitch, R	.000	1	0	0	0	0	0	0	0	0	0	0	0	0	0	0	.000	.000	.000	0
Luplow, J	.625	4	8	4	5	0	0	1	1	0	0	1	2	3	0	0	.727	1.000	1.727	0
Marsh, B	.278	8	18	2	5	1	1	0	2	0	0	0	2	6	0	0	.350	.444	.794	0
Martin, C	.000	2	2	0	0	0	0	0	1	0	1	0	0	2	0	0	.000	.000	.000	0
Martinez, P	1.000	3	1	0	1	0	0	0	1	0	0	0	0	0	0	0	1.000	1.000	2.000	0
Merrifield, W	.405	16	42	7	17	6	1	2	7	0	0	0	0	5	1	0	.405	.738	1.143	0
Miller, A	.000	1	2	1	0	0	0	0	0	0	0	0	0	2	0	0	.000	.000	.000	0
Moore, R	.000	3	4	0	0	0	0	0	1	0	0	0	1	1	0	0	.200	.000	.200	0
Muzziotti, S	.118	17	17	1	2	0	0	0	1	0	0	0	4	2	1	0	.286	.118	.404	0
Pache, C	.282	16	39	8	11	2	0	2	4	0	0	0	3	17	0	0	.333	.487	.820	1
Pineda, L	.500	2	2	0	1	0	0	0	0	0	0	0	1	1	0	0	.667	.500	1.167	0
Podkul, N	.200	17	25	1	5	0	0	0	2	0	0	0	6	12	0	0	.355	.200	.555	0
Quiroz, E	.300	12	10	0	3	0	0	0	0	0	0	0	2	2	0	0	.417	.300	.717	0
Radcliff, B	.000	7	6	0	0	0	0	0	0	0	0	0	0	3	0	0	.000	.000	.000	0
Realmuto, J	.250	15	40	6	10	1	0	2	4	0	0	1	0	11	1	0	.268	.425	.693	0
Reyes, F	1.000	2	2	0	2	1	0	0	2	0	0	0	1	0	0	0	1.000	1.500	2.500	0
Rincon, B	.000	2	2	0	0	0	0	0	0	0	0	0	0	1	0	0	.000	.000	.000	0
Rincones Jr., G	.000	1	1	0	0	0	0	0	0	0	0	0	0	0	0	0	.000	.000	.000	0
Roberts, C	.182	8	11	0	2	1	0	0	0	0	0	0	0	5	0	0	.182	.273	.455	0
Rojas, J	.170	18	53	6	9	1	2	0	6	0	0	0	3	9	4	1	.214	.264	.478	1
Schwarber, K	.132	14	38	2	5	1	0	0	2	0	0	0	6	20	0	0	.250	.158	.408	0
Schwecke, T	.125	8	8	2	1	0	0	0	0	0	0	0	0	3	0	0	.125	.125	.250	0
Simmons, K	.200	8	10	0	2	0	0	0	0	0	0	0	2	4	0	0	.333	.200	.533	1
Simoneit, W	.118	14	17	1	2	0	0	0	1	0	0	2	1	7	0	0	.250	.118	.368	2
Sosa, E	.204	18	49	8	10	2	0	2	8	0	0	1	2	19	1	0	.250	.367	.617	1
Stevenson, C	.156	18	32	4	5	0	0	0	1	0	0	0	5	15	0	0	.270	.156	.426	0
Stott, B	.200	19	55	7	11	2	1	1	6	0	0	0	1	14	1	1	.214	.327	.541	0
Stubbs, G	.320	16	25	2	8	1	0	0	3	0	1	0	6	8	0	0	.438	.360	.798	0
Taylor, C	.143	4	7	1	1	0	0	0	0	0	0	0	0	2	0	0	.143	.143	.286	0
Turner, T	.283	17	46	2	13	5	0	0	3	0	0	0	3	12	2	0	.327	.391	.718	0
Wilson, E	.400	6	5	0	2	0	0	0	0	0	0	0	0	2	0	0	.400	.400	.800	0
Wilson, W	.241	15	29	6	7	2	0	1	6	0	1	3	4	13	0	0	.378	.414	.792	0
PHILLIES	.231	31	1056	128	244	50	6	25	119	0	6	12	94	343	22	3	.300	.361	.661	13
OPPONENTS	.257	31	1043	146	268	53	2	34	138	1	4	15	112	267	24	8	.336	.409	.745	33

2024 SPRING TRAINING STATISTICS

PLAYER	W-L	ERA	G	GS	CG	SHO	SV	IP	H	R	ER	HR	HB	BB	SO	WP	BK	AVG
Abel, M	0-0	0.00	2	0	0	0	0	2.2	0	0	0	0	0	0	4	0	0	.000
Allard, K	1-0	3.18	3	2	0	0	0	5.2	6	3	2	0	0	4	6	0	0	.261
Alvarado, J	0-0	2.45	8	0	0	0	0	7.1	6	2	2	2	0	2	7	1	0	.214
Ash, K	0-0	0.00	2	0	0	0	0	1.0	1	0	0	0	0	2	1	1	0	.333
Baker, A	0-0	0.00	2	0	0	0	1	1.1	0	0	0	0	0	3	1	0	0	.000
Bellatti, A	1-0	5.87	9	0	0	0	0	7.2	7	5	5	2	0	3	9	1	0	.226
Brice, A	0-0	9.45	7	0	0	0	1	6.2	10	8	7	1	0	3	6	0	0	.357
Brogdon, C	0-0	4.15	7	1	0	0	0	8.2	10	4	4	2	0	6	7	0	0	.294
Buchanan, D	0-0	5.25	5	3	0	0	0	12.0	18	7	7	0	0	4	16	1	0	.346
Burr, R	0-1	7.36	4	0	0	0	0	3.2	5	3	3	2	0	0	4	0	0	.313
Castillo, M	0-0	6.55	4	2	0	0	0	11.0	15	8	8	3	0	3	7	0	0	.326
Contreras, E	0-1	18.00	1	0	0	0	0	1.0	3	3	2	0	0	1	0	1	0	.750
Covey, D	0-0	9.00	3	0	0	0	0	2.0	3	4	2	0	1	2	3	0	0	.333
Dominguez, S	0-1	3.38	8	0	0	0	0	8.0	5	4	3	2	0	2	8	0	0	.167
Francisco, C	0-0	0.00	6	0	0	0	0	3.1	1	0	0	0	1	4	3	0	0	.091
Garnett, T	0-0	2.25	6	0	0	0	0	4.0	3	1	1	0	0	2	6	0	0	.231
Haake, Z	0-0	18.00	2	0	0	0	0	2.0	3	4	4	0	0	4	1	1	0	.375
Harper, D	0-0	27.00	1	0	0	0	0	0.1	1	1	1	1	0	0	0	0	0	.500
Hernandez, C	0-0	0.00	2	0	0	0	0	1.1	1	0	0	0	0	3	1	0	0	.333
Hoffman, J	0-0	0.00	9	0	0	0	0	8.0	5	0	0	0	0	2	10	0	0	.172
Kerkering, O	0-0	0.00	2	0	0	0	0	2.0	1	0	0	0	0	0	2	0	0	.167
Lazar, M	0-0	0.00	7	0	0	0	2	5.2	5	0	0	0	0	2	7	0	0	.238
Lehman, T	0-1	2.08	7	0	0	0	0	4.1	3	1	1	0	1	1	1	0	0	.200
Marte, Y	0-0	0.00	9	0	0	0	0	10.0	3	0	0	0	0	5	7	0	0	.094
McGarry, G	0-1	10.13	3	0	0	0	0	2.2	4	3	3	0	1	3	5	0	0	.333
McKay, T	0-0	7.94	7	0	0	0	1	5.2	9	6	5	0	0	2	5	0	0	.346
Mercado, M	0-0	6.35	5	0	0	0	0	5.2	8	4	4	1	0	1	10	0	0	.320
Nelson, N	2-0	6.23	5	1	0	0	0	8.2	8	6	6	2	1	3	2	0	0	.267
Nola, A	2-1	3.79	5	5	0	0	0	19.0	17	8	8	1	1	3	17	0	0	.239
Ortiz, L.F.	0-2	2.70	9	0	0	0	0	10.0	6	3	3	1	0	2	10	0	0	.167
Parkinson, D	0-0	0.00	1	0	0	0	0	1.2	0	0	0	0	0	0	2	0	0	.000
Phillips, T	0-1	15.88	3	2	0	0	0	5.2	15	10	10	2	0	0	2	1	0	.484
Pinto, R	1-0	3.18	4	0	0	0	0	5.2	4	2	2	0	2	3	3	0	0	.200
Rao, A	0-0	27.00	1	0	0	0	0	1.0	2	3	3	1	0	2	2	0	0	.400
Rucker, M	0-0	0.00	2	0	0	0	0	2.0	1	0	0	0	1	2	0	0	0	.143
Ruiz, J	0-0	0.90	9	0	0	0	0	10.0	7	1	1	0	0	4	8	0	0	.194
Sánchez, C	0-1	8.59	3	3	0	0	0	7.1	15	7	7	1	1	3	5	1	0	.405
Schultz, A	0-0	0.00	3	0	0	0	0	2.0	2	0	0	0	0	1	1	1	0	.286
Schulze, B	0-0	16.20	2	0	0	0	0	1.2	3	3	3	0	2	1	2	0	0	.375
Skirrow, N	0-2	33.75	3	0	0	0	0	2.2	11	10	10	1	1	3	3	0	0	.611
Snyder, N	0-0	0.00	1	0	0	0	0	1.0	0	0	0	0	0	0	2	0	0	.000
Soto, G	0-1	6.23	9	0	0	0	0	8.2	13	6	6	2	0	4	11	0	0	.361
Strahm, M	0-0	2.45	7	1	0	0	0	7.1	1	2	2	1	1	3	12	0	0	.043
Suárez, R	2-0	0.00	4	4	0	0	0	15.0	5	0	0	0	0	4	16	0	0	.102
Thompson, P	0-1	13.50	2	0	0	0	0	1.1	1	2	2	1	0	1	2	0	0	.200
Turnbull, S	0-0	2.25	4	1	0	0	0	8.0	7	2	2	1	1	2	12	1	0	.226
Walker, T	0-1	15.43	2	2	0	0	0	4.2	7	8	8	3	0	4	4	0	0	.333
Wheeler, Z	0-0	1.26	4	4	0	0	0	14.1	6	2	2	1	0	3	14	0	0	.133
Wynne, C	0-0	0.00	1	0	0	0	0	0.1	1	0	0	0	0	0	0	0	0	1.000
PHILLIES	9-15	4.60	31	31	0	4	5	271.2	268	146	139	34	15	112	267	10	0	.257
OPPONENTS	15-9	3.36	31	31	0	1	10	273.0	244	128	102	25	12	94	343	8	0	.231

2024 REVIEW

2024 FINAL STATISTICS

PLAYER	AVG	G	AB	R	H	2B	3B	HR	RBI	SH	SF	HP	BB	SO	SB	CS	OBP	SLG	OPS	E
Bohm, A	.280	143	554	62	155	44	2	15	97	0	6	6	40	86	5	2	.332	.448	.780	15
Castellanos, N	.254	162	606	80	154	30	4	23	86	0	2	10	41	139	6	2	.311	.431	.742	3
Clemens, K	.219	44	114	17	25	9	1	5	18	0	0	1	5	29	0	0	.258	.447	.705	3
Dahl, D	.207	19	58	6	12	2	0	3	8	0	1	0	3	21	0	0	.242	.397	.639	0
Garcia, A	.000	3	7	0	0	0	0	0	0	0	0	0	0	3	0	0	.000	.000	.000	0
Harper, B	.285	145	550	85	157	42	0	30	87	1	2	2	76	138	7	4	.373	.525	.898	5
Hays, A	.256	22	78	8	20	5	0	2	6	0	0	2	0	19	2	1	.275	.397	.672	0
Kennedy, B	.182	8	11	1	2	1	0	0	2	0	0	0	2	3	0	0	.308	.273	.581	0
Marchán, R	.294	17	51	8	15	4	0	3	6	1	0	1	3	8	0	0	.345	.549	.894	2
Marsh, B	.249	135	418	55	104	17	3	16	60	1	5	2	50	154	19	3	.328	.419	.747	5
Merrifield, W	.199	53	156	21	31	4	1	3	11	1	0	2	15	19	11	1	.277	.295	.572	3
Pache, C	.202	50	104	9	21	5	1	0	9	0	1	0	13	43	0	0	.288	.269	.557	2
Realmutó, J	.266	99	380	50	101	18	1	14	47	0	1	5	27	102	2	2	.322	.429	.751	5
Rojas, J	.243	120	338	47	82	12	3	3	32	8	0	4	13	69	25	4	.279	.322	.601	2
Schwarber, K	.248	150	573	110	142	22	0	38	104	0	8	5	106	197	5	3	.366	.485	.851	0
Sosa, E	.257	90	249	39	64	12	4	7	31	1	2	8	13	66	7	1	.313	.422	.735	6
Stevenson, C	.250	18	24	2	6	3	0	0	6	0	0	0	3	4	0	0	.333	.375	.708	0
Stott, B	.245	148	506	65	124	19	2	11	57	0	9	3	53	93	32	3	.315	.356	.671	6
Stubbs, G	.207	56	164	18	34	4	1	1	11	0	1	4	17	50	5	0	.296	.262	.558	2
Turner, T	.295	121	505	88	149	25	0	21	62	0	1	6	27	98	19	4	.338	.469	.807	17
Wilson, W	.284	41	88	13	25	7	1	3	10	0	1	1	8	29	3	0	.347	.489	.836	2
PHILLIES	.257	162	5534	784	1423	285	24	198	750	13	40	62	515	1370	148	30	.325	.425	.750	85
OPPONENTS	.243	162	5507	671	1339	262	22	181	643	9	29	60	444	1433	110	31	.305	.397	.702	87

PLAYER	W-L	ERA	G	GS	CG	SHO	SV	IP	H	R	ER	HR	HB	BB	SO	WP	BK	AVG
Allard, K	2-0	5.00	7	4	0	0	0	27.0	34	15	15	5	0	8	23	0	0	.312
Alvarado, J	2-5	4.09	66	0	0	0	13	61.2	49	30	28	6	1	28	63	4	0	.215
Banks, T	0-1	3.70	22	1	0	0	0	24.1	22	11	10	1	1	10	23	0	0	.234
Brogdon, C	0-1	27.00	3	0	0	0	0	2.0	3	7	6	2	0	6	3	1	0	.375
Clemens, K	0-0	9.00	1	0	0	0	0	1.0	2	1	1	1	0	1	0	0	0	.400
Dominguez, S	3-2	4.75	38	0	0	0	1	36.0	32	22	19	6	2	12	40	5	1	.224
Estévez, C	3-2	2.57	20	0	0	0	6	21.0	18	8	6	2	1	7	18	2	0	.225
Gilbert, T	0-0	3.24	6	0	0	0	0	8.1	10	3	3	1	1	2	4	1	0	.286
Hoffman, J	3-3	2.17	68	0	0	0	10	66.1	48	20	16	6	3	16	89	5	0	.197
Johnson, S	0-1	34.71	1	1	0	0	0	2.1	8	9	9	1	0	3	0	0	0	.571
Kerkering, O	5-3	2.29	64	2	0	0	0	63.0	51	20	16	2	8	17	74	1	0	.223
Lazar, M	0-0	4.61	11	0	0	0	0	13.2	13	7	7	2	0	2	9	0	0	.250
Marte, Y	0-0	6.92	23	0	0	0	0	26.0	34	22	20	5	0	15	23	3	0	.306
Mercado, M	1-2	11.08	5	2	0	0	0	13.0	16	16	16	9	1	9	10	1	0	.296
Nelson, N	0-0	5.06	4	0	0	0	0	5.1	8	3	3	0	1	2	8	0	0	.348
Nola, A	14-8	3.57	33	33	1	1	0	199.1	189	84	79	30	3	50	197	2	0	.247
Ortiz, L.F.	0-0	27.00	1	0	0	0	0	0.2	3	2	2	0	0	0	0	0	0	.750
Phillips, T	4-1	6.87	8	7	1	1	0	36.2	45	28	28	9	2	7	28	0	0	.300
Pinto, R	0-0	10.97	6	0	0	0	1	10.2	19	14	13	2	2	5	8	0	0	.373
Ruiz, J	5-1	3.71	52	0	0	0	1	51.0	51	23	21	8	1	17	52	0	0	.260
Sánchez, C	11-9	3.32	31	31	2	1	0	181.2	182	76	67	11	0	44	153	7	1	.258
Soto, G	2-4	4.08	43	0	0	0	2	35.1	36	19	16	2	6	20	44	3	0	.265
Strahm, M	6-2	1.87	66	0	0	0	3	62.2	36	14	13	4	6	11	79	2	0	.166
Stubbs, G	0-0	15.75	4	0	0	0	0	4.0	6	7	7	2	0	2	0	0	0	.353
Suárez, R	12-8	3.46	27	27	1	1	0	150.2	140	63	58	14	5	41	145	1	2	.243
Turnbull, S	3-0	2.65	17	7	0	0	0	54.1	37	17	16	6	5	20	58	2	0	.188
Walker, T	3-7	7.10	19	15	0	0	0	83.2	107	68	66	24	3	37	58	0	0	.317
Wheeler, Z	16-7	2.57	32	32	0	0	0	200.0	139	62	57	20	8	52	224	8	0	.192
Wilson, W	0-0	0.00	1	0	0	0	0	1.0	1	0	0	0	0	0	0	0	0	.250
PHILLIES	95-67	3.85	162	162	5	14	37	1442.2	1339	671	617	181	60	444	1433	48	4	.243
OPPONENTS	67-95	4.48	162	162	0	5	30	1429.2	1423	784	712	198	62	515	1370	47	7	.257

PINCH HITTING

PLAYER	AVG	G	AB	H	TB	2B	3B	HR	RBI	SH	SF	HP	BB	IBB	SO	DP	OBP	SLG	OPS
Bohm, A	.000	3	3	0	0	0	0	0	0	0	0	0	0	0	1	0	.000	.000	.000
Clemens, K	.188	17	16	3	3	0	0	0	1	0	0	0	1	0	5	1	.235	.188	.423
Dahl, D	1.000	2	1	1	4	0	0	1	1	0	0	0	1	0	0	0	1.000	4.000	5.000
Hays, A	.000	1	1	0	0	0	0	0	0	0	0	0	0	0	0	0	.000	.000	.000
Kennedy, B	.000	3	2	0	0	0	0	0	0	0	0	0	1	0	2	0	.333	.000	.333
Marsh, B	.077	15	13	1	2	1	0	0	1	0	1	0	1	0	8	0	.133	.154	.287
Merrifield, W	.000	7	6	0	0	0	0	0	0	0	0	0	1	0	2	0	.143	.000	.143
Pache, C	.400	7	5	2	4	2	0	0	0	0	0	0	2	0	3	0	.571	.800	1.371
Rojas, J	.000	2	1	0	0	0	0	0	0	0	0	1	0	0	1	0	.500	.000	.500
Schwarber, K	.000	1	1	0	0	0	0	0	0	0	0	0	0	0	1	0	.000	.000	.000
Sosa, E	.100	11	10	1	1	0	0	0	0	0	0	1	0	0	6	1	.182	.100	.282
Stevenson, C	.333	7	6	2	3	1	0	0	3	0	0	0	1	0	0	0	.429	.500	.929
Stott, B	.182	13	11	2	2	0	0	0	0	0	0	0	2	0	2	0	.308	.182	.490
Stubbs, G	.000	1	1	0	0	0	0	0	0	0	0	0	0	0	1	0	.000	.000	.000
Wilson, W	.077	14	13	1	2	1	0	0	0	0	0	1	0	0	6	1	.143	.154	.297
TOTALS	.144	73	90	13	21	5	0	1	6	0	1	3	10	0	38	3	.250	.233	.483

2024 REVIEW

RUNNERS IN SCORING POSITION

PLAYER	AVG	G	AB	H	TB	2B	3B	HR	RBI	SH	SF	HP	BB	IBB	SO	DP	OBP	SLG	OPS
Bohm, A	.301	106	146	44	78	13	0	7	80	0	6	6	14	2	20	9	.372	.534	.906
Castellanos, N	.263	109	152	40	65	10	0	5	62	0	2	1	17	2	27	4	.337	.428	.765
Clemens, K	.189	29	37	7	16	3	0	2	13	0	0	1	2	0	10	0	.250	.432	.682
Dahl, D	.111	10	18	2	3	1	0	0	4	0	1	0	0	0	7	0	.105	.167	.272
Garcia, A	.000	2	2	0	0	0	0	0	0	0	0	0	0	0	0	1	.000	.000	.000
Harper, B	.331	96	118	39	79	7	0	11	61	0	2	0	28	11	26	5	.453	.669	1.122
Hays, A	.222	14	18	4	8	1	0	1	5	0	0	1	0	0	5	0	.263	.444	.707
Kennedy, B	1.000	3	2	2	3	1	0	0	2	0	0	0	1	0	0	0	1.000	1.500	2.500
Marchán, R	.364	11	11	4	4	0	0	0	3	1	0	0	1	0	3	1	.417	.364	.781
Marsh, B	.254	94	118	30	47	3	1	4	43	1	5	1	20	0	48	0	.354	.398	.752
Merrifield, W	.152	32	46	7	11	1	0	1	9	1	0	1	6	0	6	0	.264	.239	.503
Pache, C	.226	26	31	7	11	2	1	0	9	0	1	0	3	0	17	1	.286	.355	.641
Realmuto, J	.232	70	95	22	32	1	0	3	28	0	1	0	11	1	29	1	.308	.337	.645
Rojas, J	.313	70	99	31	38	4	0	1	29	4	0	2	4	0	19	4	.352	.384	.736
Schwarber, K	.283	102	120	34	59	4	0	7	66	0	8	2	24	4	41	4	.390	.492	.882
Sosa, E	.250	49	72	18	27	1	1	2	22	1	2	1	4	0	19	4	.291	.375	.666
Stevenson, C	.500	8	8	4	6	2	0	0	6	0	0	0	0	0	1	0	.500	.750	1.250
Stott, B	.229	87	109	25	35	5	1	1	43	0	9	1	8	1	20	4	.268	.321	.589
Stubbs, G	.262	33	42	11	14	3	0	0	10	0	1	2	4	0	13	0	.347	.333	.680
Turner, T	.275	80	102	28	34	3	0	1	31	0	1	1	6	0	19	4	.318	.333	.651
Wilson, W	.250	18	20	5	6	1	0	0	6	0	1	1	0	0	8	1	.273	.300	.573
TOTALS	.266	162	1366	364	576	66	4	46	532	8	40	21	153	21	338	43	.341	.422	.763

MISCELLANEOUS CLUB STATISTICS

	HOME		ROAD		TOTALS			HOME		ROAD		TOTALS	
	W	L	W	L	W	L		W	L	W	L	W	L
VS BALTIMORE	0	0	1	2	1	2	VS ATLANTA	4	3	2	4	6	7
VS BOSTON	0	0	1	2	1	2	VS MIAMI	3	3	4	3	7	6
VS NEW YORK	0	3	0	0	0	3	VS NEW YORK	3	3	4	3	7	6
VS TAMPA BAY	3	0	0	0	3	0	VS WASHINGTON	6	1	3	3	9	4
VS TORONTO	1	1	2	0	3	1	TOTALS VS NL EAST	16	10	13	13	29	23
TOTALS VS AL EAST	4	4	4	4	8	8							
VS CHICAGO	3	0	0	0	3	0	VS CHICAGO	2	1	2	1	4	2
VS CLEVELAND	1	2	0	0	1	2	VS CINCINNATI	1	2	2	2	3	4
VS DETROIT	0	0	2	1	2	1	VS MILWAUKEE	3	0	1	2	4	2
VS KANSAS CITY	0	0	2	1	2	1	VS PITTSBURGH	2	2	1	2	3	4
VS MINNESOTA	0	0	1	2	1	2	VS ST. LOUIS	2	1	2	1	4	2
TOTALS VS AL CENTRAL	4	2	5	4	9	6	TOTALS VS NL CENTRAL	10	6	8	8	18	14
VS HOUSTON	2	1	0	0	2	1	VS ARIZONA	2	1	1	3	3	4
VS LOS ANGELES	0	0	2	1	2	1	VS COLORADO	3	0	1	2	4	2
VS OAKLAND	1	2	0	0	1	2	VS LOS ANGELES	3	0	2	1	5	1
VS SEATTLE	0	0	1	2	1	2	VS SAN DIEGO	2	1	3	0	5	1
VS TEXAS	3	0	0	0	3	0	VS SAN FRANCISCO	4	0	1	2	5	2
TOTALS VS AL WEST	6	3	3	3	9	6	TOTALS VS NL WEST	14	2	8	8	22	10
TOTALS VS AL	14	9	12	11	26	20	TOTALS VS NL	40	18	29	29	69	47
							OVERALL TOTALS	54	27	41	40	95	67

DETAILED HITTING

	AVG	AB	R	H	HR	RBI	OPS
VS. LEFT	.270	1709	248	462	61	240	.783
VS. RIGHT	.251	3825	536	961	137	510	.735
INNING 1-6	.261	3788	554	989	143	526	.761
INNING 7+	.249	1746	230	434	55	224	.726
EXTRA INNINGS	.206	63	14	13	0	14	.623
BATTING #1	.241	634	121	153	38	109	.813
BATTING #2	.276	693	110	191	24	74	.756
BATTING #3	.284	626	90	178	32	100	.885
BATTING #4	.260	642	73	167	18	100	.732
BATTING #5	.258	625	85	161	29	102	.766
BATTING #6	.251	605	70	152	10	63	.679
BATTING #7	.274	574	90	157	17	65	.777
BATTING #8	.235	570	73	134	20	78	.702
BATTING #9	.230	565	72	130	10	59	.612
AS P	.000	1	0	0	0	0	.000
AS C	.250	600	76	150	18	64	.704
AS 1B	.286	630	88	180	32	99	.883
AS 2B	.256	587	76	150	16	65	.705
AS 3B	.258	620	76	160	17	100	.738
AS SS	.283	657	110	186	25	91	.787
AS LF	.251	570	73	143	17	65	.710
AS CF	.243	539	66	131	9	60	.644
AS RF	.257	614	83	158	24	93	.761
AS DH (NOT PH)	.243	626	121	152	39	107	.825
AS PH (NOT DH)	.149	87	8	13	1	6	.499
ALL OF	.251	1723	222	432	50	218	.708
ALL DH	.242	629	124	152	39	107	.821
ALL PH	.144	90	8	13	1	6	.483

TEAM HITTING

	AVG	AB	R	H	HR	RBI	OPS		AVG	AB	R	H	HR	RBI	OPS
HOME	.258	2689	410	693	112	389	.770	MARCH	.232	95	12	22	3	11	.655
AWAY	.257	2845	374	730	86	361	.731	APRIL	.258	944	135	244	37	131	.758
DAY	.250	1812	243	453	61	236	.730	MAY	.259	929	156	241	27	146	.750
NIGHT	.261	3722	541	970	137	514	.759	JUNE	.263	900	117	237	32	114	.762
GRASS	.254	4992	695	1266	180	664	.740	JULY	.241	823	107	198	35	102	.725
TURF	.290	542	89	157	18	86	.839	AUGUST	.265	961	129	255	29	122	.753
1ST HALF	.259	3271	477	846	118	456	.755	SEPTEMBER	.256	882	128	226	35	124	.758
2ND HALF	.255	2263	307	577	80	294	.741								
VS ARI	.267	240	34	64	8	34	.795	VS BAL	.216	111	10	24	3	10	.629
VS ATL	.208	419	40	87	11	37	.597	VS BOS	.248	105	13	26	2	11	.697
VS CHI	.271	203	32	55	12	30	.829	VS CLE	.223	103	12	23	7	12	.742
VS CIN	.247	239	30	59	7	29	.717	VS CWS	.306	98	24	30	5	23	.893
VS COL	.240	204	26	49	8	26	.703	VS DET	.282	110	15	31	4	15	.784
VS LAD	.306	209	37	64	12	35	.916	VS HOU	.235	98	8	23	2	8	.663
VS MIA	.282	457	73	129	10	70	.783	VS KC	.372	121	26	45	3	24	.973
VS MIL	.224	192	15	43	7	15	.665	VS LAA	.242	99	14	24	3	13	.706
VS NYM	.241	444	69	107	14	67	.705	VS MIN	.198	96	9	19	2	9	.570
VS PIT	.248	238	27	59	9	27	.706	VS NYY	.228	114	15	26	3	13	.669
VS SD	.323	217	37	70	15	37	.982	VS OAK	.207	92	16	19	5	15	.774
VS SF	.267	247	39	66	7	34	.760	VS SEA	.243	111	13	27	4	13	.708
VS STL	.228	206	23	47	3	22	.600	VS TB	.242	95	14	23	5	13	.790
VS WSH	.262	428	65	112	13	61	.738	VS TEX	.286	98	21	28	6	20	.886
								VS TOR	.314	140	27	44	8	27	.981

2024 REVIEW

TEAM PITCHING

	W-L	ERA	SV	IP	ER	BB	SO		W-L	ERA	SV	IP	ER	BB	SO
HOME	54-27	3.55	18	742.0	293	211	730	MARCH	1-2	8.00	1	27.0	24	9	29
ROAD	41-40	4.16	19	700.2	324	233	703	APRIL	19-9	2.95	8	250.0	82	83	263
DAY	27-27	4.56	11	473.1	240	143	464	MAY	20-7	2.62	8	247.0	72	76	245
NIGHT	68-40	3.50	26	969.1	377	301	969	JUNE	15-11	3.13	5	233.0	81	50	220
GRASS	87-60	3.71	33	1312.2	541	398	1296	JULY	10-14	5.25	5	212.2	124	76	211
TURF	8-7	5.26	4	130.0	76	46	137	AUGUST	15-13	4.21	4	245.2	115	68	232
1ST HALF	62-34	3.41	26	862.0	327	257	877	SEPTEMBER	15-11	4.71	6	227.1	119	82	233
2ND HALF	33-33	4.49	11	580.2	290	187	556								
VS ARI	3-4	5.10	1	60.0	34	17	59	VS BAL	1-2	5.33	1	27.0	16	9	29
VS ATL	6-7	4.70	5	115.0	60	34	140	VS BOS	1-2	6.48	1	25.0	18	10	26
VS CHI	4-2	5.77	2	53.0	34	18	57	VS CLE	1-2	2.33	0	27.0	7	5	16
VS CIN	3-4	2.90	1	62.0	20	22	84	VS CWS	3-0	2.33	1	27.0	7	10	25
VS COL	4-2	2.60	1	55.1	16	18	57	VS DET	2-1	1.73	0	26.0	5	3	20
VS LAD	5-1	2.72	1	53.0	16	15	46	VS HOU	2-1	3.86	0	28.0	12	6	18
VS MIA	7-6	4.38	2	115.0	56	34	122	VS KC	2-1	4.15	0	26.0	12	5	20
VS MIL	4-2	1.86	2	53.1	11	13	53	VS LAA	2-1	3.46	2	26.0	10	5	23
VS NYM	7-6	4.08	2	117.0	53	47	109	VS MIN	1-2	4.26	1	25.1	12	15	28
VS PIT	3-4	3.96	0	61.1	27	22	66	VS NYY	0-3	7.50	0	30.0	25	13	28
VS SD	5-1	2.67	1	54.0	16	6	49	VS OAK	1-2	9.67	0	27.0	29	12	25
VS SF	5-2	2.30	2	62.2	16	19	71	VS SEA	1-2	5.06	0	26.2	15	13	30
VS STL	4-2	2.62	3	55.0	16	14	52	VS TB	3-0	2.33	1	27.0	7	8	22
VS WSH	9-4	3.29	3	115.0	42	33	98	VS TEX	3-0	2.67	2	27.0	8	10	28
								VS TOR	3-1	4.25	2	36.0	17	8	32

DETAILED FIELDING

PITCHER

PLAYER	PCT	G	TC	PO	A	E	DP	TP
Allard, K	1.000	7	5	2	3	0	0	0
Alvarado, J	1.000	66	4	2	2	0	0	0
Banks, T	1.000	22	2	0	2	0	0	0
Brogdon, C	.000	3	0	0	0	0	0	0
Clemens, K	.000	1	0	0	0	0	0	0
Domínguez, S	1.000	38	5	3	2	0	0	0
Estévez, C	.750	20	4	1	2	1	0	0
Gilbert, T	1.000	6	1	1	0	0	0	0
Hoffman, J	1.000	68	10	9	1	0	0	0
Johnson, S	1.000	1	1	1	0	0	0	0
Kerkering, O	1.000	64	4	3	1	0	0	0
Lazar, M	1.000	11	3	0	3	0	1	0
Marte, Y	1.000	23	6	4	2	0	0	0
Mercado, M	.000	5	0	0	0	0	0	0
Nelson, N	1.000	4	1	1	0	0	0	0
Nola, A	1.000	33	28	12	16	0	2	1
Ortiz, L.F.	.000	1	0	0	0	0	0	0
Phillips, T	1.000	8	7	3	4	0	0	0
Pinto, R	1.000	6	6	5	1	0	0	0
Ruiz, J	1.000	52	3	1	2	0	0	0
Sánchez, C	.872	31	39	6	28	5	0	0
Soto, G	1.000	43	5	2	3	0	0	0
Strahm, M	1.000	66	3	1	2	0	0	0
Stubbs, G	.000	4	0	0	0	0	0	0
Suárez, R	1.000	27	34	7	27	0	1	0
Turnbull, S	1.000	17	10	7	3	0	0	0
Walker, T	.944	19	18	9	8	1	2	0
Wheeler, Z	1.000	32	38	21	17	0	1	0
Wilson, W	.000	1	0	0	0	0	0	0

CATCHER

PLAYER	PCT	G	TC	PO	A	E	DP	TP	PB
Garcia, A	1.000	3	17	15	2	0	0	0	0
Marchán, R	.985	17	134	126	6	2	3	0	0
Realmuto, J	.995	99	938	899	34	5	5	0	4
Stubbs, G	.995	52	435	417	16	2	2	0	3

FIRST BASE

PLAYER	PCT	G	TC	PO	A	E	DP	TP
Bohm, A	.991	15	107	96	10	1	5	0
Clemens, K	1.000	15	94	89	5	0	7	0
Harper, B	.996	141	1150	1050	95	5	99	1
Wilson, W	1.000	3	3	3	0	0	0	0

SECOND BASE

PLAYER	PCT	G	TC	PO	A	E	DP	TP
Clemens, K	1.000	8	19	7	12	0	2	0
Kennedy, B	1.000	2	7	3	4	0	1	0
Merrifield, W	.956	14	45	25	18	2	6	0
Sosa, E	.977	20	87	41	44	2	13	0
Stott, B	.993	137	539	221	314	4	71	0
Wilson, W	1.000	4	7	3	4	0	1	0

THIRD BASE

PLAYER	PCT	G	TC	PO	A	E	DP	TP
Bohm, A	.960	128	351	84	253	14	15	1
Clemens, K	.889	11	27	4	20	3	1	0
Kennedy, B	1.000	3	3	1	2	0	0	0
Merrifield, W	.967	12	30	10	19	1	4	0
Sosa, E	.977	23	43	9	33	1	0	0
Wilson, W	.867	5	15	4	9	2	1	0

SHORTSTOP

PLAYER	PCT	G	TC	PO	A	E	DP	TP
Sosa, E	.981	48	161	51	107	3	23	0
Stott, B	.935	14	31	11	18	2	3	0
Turner, T	.962	118	444	136	291	17	51	0

LEFT FIELD

PLAYER	PCT	G	TC	PO	A	E	DP	TP
Clemens, K	1.000	7	5	5	0	0	0	0
Dahl, D	1.000	13	17	16	1	0	0	0
Hays, A	1.000	21	35	35	0	0	0	0
Marsh, B	.978	97	134	126	5	3	0	0
Merrifield, W	1.000	25	34	32	2	0	0	0
Pache, C	.920	18	25	21	2	2	0	0
Schwarber, K	1.000	5	10	10	0	0	0	0
Stevenson, C	1.000	2	4	4	0	0	0	0
Wilson, W	1.000	21	17	16	1	0	1	0

CENTER FIELD

PLAYER	PCT	G	TC	PO	A	E	DP	TP
Marsh, B	.978	53	92	89	1	2	1	0
Pache, C	1.000	29	48	48	0	0	0	0
Rojas, J	.991	116	227	219	6	2	1	0
Stevenson, C	1.000	10	18	17	1	0	0	0
Wilson, W	.000	1	0	0	0	0	0	0

RIGHT FIELD

PLAYER	PCT	G	TC	PO	A	E	DP	TP
Castellanos, N	.989	157	269	263	3	3	0	0
Dahl, D	1.000	2	2	2	0	0	0	0
Marsh, B	1.000	8	13	13	0	0	0	0
Pache, C	.000	1	0	0	0	0	0	0
Stevenson, C	1.000	4	2	2	0	0	0	0
Wilson, W	1.000	4	4	4	0	0	0	0

TEAM BATTING

Most runs, game, Phillies: 16 – 9/6 at MIA
Most runs, game, opponent: 18 – 7/14 vs OAK
Most runs, inning, Phillies: 7 – 7/27 vs CLE (4th)
Most runs, inning, opponent: 7 – 4 times, last: 9/8 at MIA (3rd)
Most hits, game, Phillies: 22 – 9/6 at MIA
Most hits, game, opponent: 18 – 3 times, last: 8/28 vs HOU
Most hits, inning, Phillies: 7 – 8/15 vs WSH (4th)
Most hits, inning, opponent: 8 – 9/3 at TOR (1st)
Most doubles, game, Phillies: 8 – 9/6 at MIA
Most doubles, game, opponent: 7 – 6/13 at BOS
Most triples, game, Phillies: 2 – 5/7 vs TOR
Most triples, game, opponent: 1 – multiple teams
Most home runs, game, Phillies: 5 – 4/26 at SD
Most home runs, game, opponent: 8 – 7/14 vs OAK
Most extra-base hits, game, Phillies: 10 – 9/6 at MIA
Most extra-base hits, game, opponent: 11 – 7/14 vs OAK
Most stolen bases, game, Phillies: 5 – 2 times, last: 9/22 at NYM
Most stolen bases, game, opponent: 5 – 3 times, last: 4/24 at CIN
Most sacrifice flies, game, Phillies: 2 – 7 times, last: 9/6 at MIA
Most sacrifice flies, game, opponent: 3 – 7/19 at PIT
Most sacrifice hits, game, Phillies: 2 – 9/23 vs CHI
Most sacrifice hits, game, opponent: 1 – 9 times, last: 9/27 at WSH
Most walks, game, Phillies: 10 – 5/4 vs SF
Most walks, game, opponent: 8 – 9/19 at NYM
Most strikeouts, game, Phillies: 18 – 5/1 at LAA
Most strikeouts, game, opponent: 17 – 4/1 vs CIN

INDIVIDUAL BATTING

Most runs, game: 4 – Schwarber, 9/3 at TOR
Most hits, game: 5 – Schwarber, 9/3 at TOR
Most doubles, game: 3 – 2 times: Rojas, 9/6 at MIA & Harper, 9/10 vs TB
Most triples, game: 1 – multiple players
Most home runs, game: 3 – 3 times, last: Schwarber, 9/3 at TOR
Most extra-base hits, game: 4 – 2 times: Schwarber, 8/7 at LAD & 9/3 at TOR
Most RBI, game: 7 – 2 times: Schwarber, 8/7 at LAD & Realmuto, 8/24 at KC
Most walks, game: 4 – Schwarber, 5/18 vs WSH
Most sacrifice flies, game: 2 – Bohm, 5/19 vs WSH
Most sacrifice hits, game: 2 – Rojas, 9/23 vs CHI
Most hit-by-pitch, game: 1 – multiple players
Most stolen bases, game: 2 – multiple players
Most caught stealing, game: 1 – multiple players
Longest hit streak: 18 games – Bohm, 4/16-5/5
Longest HR streak: 3 games – 2 times: Harper, 5/5-7 & Turner, 7/13-19
Longest on-base streak: 36 games – Bohm, 7/7-8/20
Longest RBI streak: 5 games – 2 times: Harper, 4/20-27 & Bohm, 6/12-17
Longest run scored streak: 8 games – Turner, 4/13-21
Longest walk streak: 7 games – 2 times: Harper, 4/27-5/4 & Schwarber, 5/25-6/1
Longest stolen base streak: 19 – Stott, 4/6-6/26
Hit for the cycle: 1 – Wilson, 8/15 vs WSH
Steal of home: 1 – Turner, 4/21 vs CWS

INDIVIDUAL PITCHING

Most innings, game, starter: 9.0 – 5 times, last: Sánchez, 8/17 vs WSH
Most innings, game, reliever: 4.0 – 5 times, last: Allard, 9/24 vs CHI
Most strikeouts, game, starter: 11, 2 times – Wheeler, 5/6 vs SF & 9/28 at WSH

Most strikeouts, game, reliever: 7 – Phillips, 7/7 at ATL
Most walks, game, starter: 5 – Sánchez, 9/20 at NYM
Most walks, game, reliever: 4 – 2 times, last: Alvarado, 8/20 at ATL
Most home runs allowed, game: 4 – 2 times, last: Walker, 9/19 at NYM
Most complete games: 2 – Sánchez, 6/28 vs MIA & 8/17 vs WSH
Most shutouts: 1 – 4 times, last: Phillips, 7/27 vs CLE
Low-hit complete game: 2 – Sánchez, 8/17 vs WSH
Longest scoreless streak, starter: 32.0 inn. – Suárez, 4/6-27
Longest scoreless streak, reliever: 21.1 inn. – Strahm, 3/31-5/27
Longest winning streak, starter: 9 – Suárez, 4/6-5/21
Longest winning streak, reliever: 4 – Ruiz, 6/26-end of season
Longest losing streak, starter: 7 – Walker, 5/27-end of season
Longest losing streak, reliever: 4 – Alvarado, 5/16-7/28
Longest saves streak: 9 – Alvarado, 3/31-5/21

TEAM & INDIVIDUAL FIELDING

Most errors, game, team: 4 – 6/30 vs MIA
Most errors, game, individual: 2 – 2 times: Sánchez, 4/12 vs PIT & Bohm, 5/27 at SF
Most double plays turned, game, Phillies: 4 – 6/17 vs SD
Most double plays turned, game, opponent: 3 – 7 times, last: 9/3 at TOR
Last triple play turned, Phillies: 6/24 at DET (3rd inning)
Most outfield assists, game, team: 2 – 6/12 at BOS
Most outfield assists, game, individual: 1 – multiple players
Most catcher caught stealing, game, team: 2 – 2 times, last: 8/16 vs WSH
Most catcher caught stealing, game, individual: 2 – 2 times, last: Realmuto, 8/16 vs WSH

TEAM MISCELLANEOUS

Longest winning streak: 7 games – 2 times: 4/15-22 & 4/30-5/7
Longest losing streak: 6 games – 7/28-8/3
Longest game, innings: 12 – 7/30 vs NYY
Longest game, time (9 inn.): 3:27 – 6/9 vs NYM
Longest game, time (extra inn.): 3:51 – 7/30 vs NYY in 12 inn.
Longest delay: 3:55 – 4/3 vs CIN
Shortest game, innings: 9 – multiple times
Shortest game, time (9 inn.): 2:02 – 4/22 at CIN
Shortest game, time (less than 9 inn.): N/A
Largest margin of victory: 14 runs – 9/6 at MIA (16-2)
Largest margin of defeat: 15 runs – 7/14 vs OAK (18-3)
Come-from-behind wins: 36 – last: 9/20 at NYM
Largest deficit overcome: 5 runs – 9/3 at TOR
Walk-off wins: 10 – last: 9/15 vs NYM
Extra-inning games: 16 (8-8) – last: 9/1 at ATL (W, 3-2) in 11 inn.
One-run games: 43 (23-20) – last: 9/22 at NYM (L, 2-1)
Shutout wins: 14 – last: 8/31 vs ATL (3-0)
Shutout losses: 5 – last: 8/28 vs HOU (10-0)
Most games above .500: 31 – 2 times, last: 9/17 at MIL (91-60)
Most games under .500: 2 – 3 times, last: 4/3 vs CIN (2-4)
Doubleheader record: N/A
Largest crowd (CBP): 44,786 – 9/15 vs NYM
Largest crowd (Road): 53,882 – 6/8 at NYM (London)
Largest crowd (Overall): 55,074 – 6/9 vs NYM (London)
Phillies replay challenges/overturned: 51/33
Phillies pitch timer violations: Castellanos (3), Alvarado (2), Marte (2), Nola (2), Turnbull (2), Hoffman (1), Marsh (1), Pache (1), Pinto (1), Sánchez (1), Wheeler (1)

TRANSACTIONS

MARCH

- 3/28** RHP Dylan Covey placed on the 15-day IL (retro to 3/25) with a right shoulder strain
RHP Orion Kerker placed on the 15-day IL (retro to 3/25) with a right forearm strain
RHP Michael Rucker placed on the 15-day IL (retro to 3/25) with right hand arterial vasospasm
RHP Taijuan Walker placed on the 15-day IL (retro to 3/25) with right shoulder soreness
C Rafael Marchán placed on the 10-day IL (retro to 3/25) with lower back pain
- 3/31** RHP Luis Ortiz placed on the 15-day IL with a left ankle sprain
RHP Nick Nelson recalled from Lehigh Valley (AAA)

APRIL

- 4/2** RHP Ricardo Pinto contract selected from Lehigh Valley (AAA)
RHP Connor Brogdon designated for assignment
- 4/5** INF José Rodríguez acquired from Chicago White Sox for cash considerations
- 4/6** LHP Benony Robles acquired from Los Angeles Dodgers in exchange for RHP Connor Brogdon
- 4/13** RHP Nick Nelson optioned to Lehigh Valley (AAA) following the game
- 4/14** RHP Orion Kerker placed on 15-day IL
- 4/22** 1B Bryce Harper placed on paternity list
INF Kody Clemens recalled from Lehigh Valley (AAA)
- 4/24** INF Kody Clemens optioned to Lehigh Valley (AAA) following the game
- 4/25** 1B Bryce Harper reinstated from paternity list
- 4/28** RHP Taijuan Walker reinstated from 15-day IL
RHP Ricardo Pinto designated for assignment

MAY

- 5/3** RHP Yunior Marte placed on the 15-day IL (retro to 5/1) with right shoulder inflammation
RHP José Ruiz contract selected from Lehigh Valley (AAA)
- 5/4** SS Trea Turner placed on the 10-day IL with a left hamstring strain
INF Kody Clemens recalled from Lehigh Valley (AAA)
- 5/27** C Rafael Marchán reinstated from 10-day IL and optioned to Lehigh Valley (AAA)

JUNE

- 6/1** RHP Freddy Tarnok claimed off waivers from Oakland Athletics, reinstated from 60-day IL and optioned to Lehigh Valley (AAA)
RHP Dylan Covey transferred to the 60-day IL
OF Brandon Marsh placed on the 10-day IL with a right hamstring strain

- 6/3** OF David Dahl contract selected from Lehigh Valley (AAA)
RHP Michael Rucker transferred to the 60-day IL
INF Kody Clemens placed on the 10-day IL (retro to 5/31) with low back spasms
INF/OF Weston Wilson recalled from Lehigh Valley (AAA)
- 6/7** INF Buddy Kennedy acquired from Detroit Tigers and optioned to Lehigh Valley (AAA)
- 6/8** C Rafael Marchán added as additional player for London Series
- 6/9** C Rafael Marchán returned to Lehigh Valley (AAA)
- 6/11** C J.T. Realmuto placed on the 10-day IL (retro to 6/10) with right knee pain
C Rafael Marchán recalled from Lehigh Valley (AAA)
- 6/15** OF Brandon Marsh reinstated from 10-day IL
INF/OF Weston Wilson optioned to Lehigh Valley (AAA)
- 6/17** SS Trea Turner reinstated from 10-day IL
OF Johan Rojas optioned to Lehigh Valley (AAA)
- 6/23** RHP Taijuan Walker placed on the 15-day IL (retro to 6/22) with right index finger inflammation
RHP Michael Mercado recalled from Lehigh Valley (AAA)
- 6/25** RHP Yunior Marte reinstated from 15-day IL and optioned to Lehigh Valley (AAA)
- 6/27** RHP Spencer Turnbull placed on the 15-day IL with a right lat strain
RHP Yunior Marte recalled from Lehigh Valley (AAA)
- 6/28** 1B Bryce Harper placed on the 10-day IL with a left hamstring strain
DH Kyle Schwarber placed on the 10-day IL with a left groin strain
INF Kody Clemens reinstated from 10-day IL
OF Johan Rojas recalled from Lehigh Valley (AAA)

JULY

- 7/5** RHP Tyler Phillips contract selected from Lehigh Valley (AAA)
RHP Yunior Marte optioned to Lehigh Valley (AAA)
RHP Luis Ortiz transferred to the 60-day IL with a right elbow UCL sprain
- 7/8** DH Kyle Schwarber reinstated from 10-day IL
OF David Dahl designated for assignment
- 7/9** 1B Bryce Harper reinstated from 10-day IL
INF Kody Clemens optioned to Lehigh Valley (AAA)
- 7/12** UTIL Whit Merrifield released
INF/OF Weston Wilson recalled from Lehigh Valley (AAA)
- 7/19** RHP Michael Mercado optioned to Lehigh Valley (AAA) following the game
- 7/20** RHP Yunior Marte recalled from Lehigh Valley (AAA)
C J.T. Realmuto reinstated from 10-day IL
C Rafael Marchán optioned to Lehigh Valley (AAA)

STARTERS BY BATTING ORDER

- 1st** Schwarber – 149; Stott – 10; Merrifield – 3
- 2nd** Turner – 121; Realmuto – 23; Castellanos – 9; Stott – 4; Bohm – 2; Hays – 1; Merrifield – 1; Sosa – 1
- 3rd** Harper – 145; Bohm – 13; Realmuto – 2; Castellanos – 1; Stott – 1
- 4th** Bohm – 102; Castellanos – 30; Realmuto – 19; Marsh – 8; Stott – 3
- 5th** Castellanos – 53; Stott – 45; Bohm – 23; Marsh – 20; Realmuto – 16; Sosa – 3; Clemens – 1; Merrifield – 1
- 6th** Castellanos – 41; Stott – 30; Realmuto – 26; Marsh – 24; Sosa – 19; Clemens – 8; Merrifield – 8; Hays – 3; Wilson – 2; Dahl – 1
- 7th** Marsh – 37; Castellanos – 28; Sosa – 21; Stott – 18; Merrifield – 15; Realmuto – 13; Wilson – 9; Clemens – 7; Dahl – 7; Pache – 3; Marchán – 2; Hays – 1; Stubbs – 1
- 8th** Marsh – 24; Stott – 23; Sosa – 22; Stubbs – 19; Rojas – 17; Pache – 14; Wilson – 10; Merrifield – 9; Dahl – 8; Clemens – 7; Hays – 3; Marchán – 3; Kennedy – 2; Stevenson – 1
- 9th** Rojas – 85; Stubbs – 27; Hays – 13; Pache – 13; Marchán – 9; Stevenson – 5; Merrifield – 3; Garcia – 2; Marsh – 2; Sosa – 2; Clemens – 1

TRANSACTIONS

- 7/26** OF Austin Hays acquired from Baltimore Orioles in exchange for RHP Seranthony Domínguez and OF Cristian Pache
RHP Michael Rucker reinstated from 60-day IL
- 7/27** LHP Ranger Suárez placed on the 15-day IL (retro to 7/24) with lower back soreness
LHP Kolby Allard recalled from Lehigh Valley (AAA)
RHP Carlos Estévez acquired from Los Angeles Angels
- 7/29** RHP Michael Rucker optioned to Lehigh Valley (AAA)
- 7/30** LHP Tanner Banks acquired from Chicago White Sox
RHP Seth Johnson and minor league RHP Moisés Chace acquired from Baltimore Orioles in exchange for LHP Gregory Soto; Johnson optioned to Reading (AA)

AUGUST

- 8/9** OF Austin Hays placed on the 10-day IL (retro to 8/8) with a left hamstring strain
OF Cal Stevenson contract selected from Lehigh Valley (AAA)
LHP Kolby Allard optioned to Lehigh Valley (AAA)
RHP Max Lazar contract selected from Lehigh Valley (AAA)
1B Darick Hall and RHP Max Castillo designated for assignment
- 8/11** RHP Kyle Tyler claimed off waivers from Miami Marlins and optioned to Lehigh Valley (AAA)
RHP Nick Nelson designated for assignment
RHP Yunior Marte optioned to Lehigh Valley (AAA) following the game
- 8/13** RHP Taijuan Walker reinstated from 15-day IL
- 8/17** LHP Tyler Gilbert contract selected from Lehigh Valley (AAA)
RHP Tyler Phillips optioned to Lehigh Valley (AAA)
RHP Spencer Turnbull transferred to the 60-day IL
- 8/23** OF Austin Hays reinstated from 10-day IL
OF Cal Stevenson optioned to Lehigh Valley (AAA)
LHP Tyler Gilbert optioned to Lehigh Valley (AAA) following the game
- 8/24** LHP Ranger Suárez reinstated from 15-day IL
RHP Max Lazar optioned to Lehigh Valley (AAA) following the game
- 8/25** LHP Kolby Allard recalled from Lehigh Valley (AAA)
- 8/26** INF/OF Weston Wilson placed on Paternity List
RHP Max Lazar recalled from Lehigh Valley (AAA)
LHP Kolby Allard optioned to Lehigh Valley (AAA)
INF Buddy Kennedy recalled from Lehigh Valley (AAA)
LHP José Alvarado placed on the restricted list
RHP Michael Mercado recalled from Lehigh Valley (AAA)
- 8/27** RHP Dylan Covey reinstated from 60-day IL and outrighted to Lehigh Valley (AAA)
INF Buddy Kennedy optioned to Lehigh Valley (AAA) following the game

- 8/28** INF/OF Weston Wilson reinstated from Paternity List
- 8/29** RHP Yunior Marte recalled from Lehigh Valley (AAA)
RHP Michael Mercado optioned to Lehigh Valley (AAA)
- 8/31** RHP Yunior Marte optioned to Lehigh Valley (AAA) following the game
LHP José Alvarado reinstated from restricted list

SEPTEMBER

- 9/1** INF Kody Clemens recalled from Lehigh Valley (AAA)
RHP Tyler Phillips recalled from Lehigh Valley (AAA)
- 9/4** RHP Nick Nelson contract selected from Lehigh Valley (AAA)
RHP Tyler Phillips optioned to Lehigh Valley (AAA)
RHP Michael Rucker designated for assignment
- 9/5** OF Austin Hays placed on the 10-day IL (retro to 9/2) with a kidney infection
OF Cal Stevenson recalled from Lehigh Valley (AAA)
- 9/6** RHP Michael Rucker claimed off waivers by the Washington Nationals
INF Alec Bohm placed on the 10-day IL (retro to 9/3) with a left hand strain
INF Buddy Kennedy recalled from Lehigh Valley (AAA)
- 9/7** RHP José Cuas claimed off waivers from the Toronto Blue Jays and optioned to Lehigh Valley (AAA)
RHP Nick Nelson designated for assignment
C Aramis Garcia contract selected from Lehigh Valley (AAA)
INF Rodolfo Castro recalled from Lehigh Valley (AAA) and placed on the 60-day IL with a right thumb UCL repair
- 9/8** RHP Seth Johnson recalled from Lehigh Valley (AAA)
INF Edmundo Sosa placed on the 10-day IL (retro to 9/7) with back spasms
- 9/9** LHP Tyler Gilbert recalled from Lehigh Valley (AAA)
RHP Seth Johnson optioned to Lehigh Valley (AAA)
- 9/13** RHP Max Lazar optioned to Lehigh Valley (AAA) following the game
- 9/14** LHP Kolby Allard recalled from Lehigh Valley (AAA)
- 9/15** INF Alec Bohm reinstated from 10-day IL
C Aramis Garcia designated for assignment
- 9/16** INF Buddy Kennedy optioned to Lehigh Valley (AAA) following the game
- 9/17** INF Edmundo Sosa reinstated from 10-day IL
- 9/24** OF Austin Hays reinstated from 10-day IL
OF Cal Stevenson optioned to spring training complex
- 9/29** INF Buddy Kennedy recalled from spring training complex
LHP Tyler Gilbert optioned to spring training complex

STARTERS BY FIELDING POSITION

- C** Realmuto – 99; Stubbs – 47; Marchán – 14; Garcia – 2
- 1B** Harper – 141; Bohm – 11; Clemens – 10
- 2B** Stott – 127; Sosa – 17; Merrifield – 12; Clemens – 3; Wilson – 2; Kennedy – 1
- SS** Turner – 118; Sosa – 38; Stott – 6
- 3B** Bohm – 126; Sosa – 13; Clemens – 10; Merrifield – 8; Wilson – 4; Kennedy – 1
- LF** Marsh – 77; Hays – 21; Merrifield – 20; Wilson – 14; Dahl – 12; Pache – 12; Schwarber – 5; Clemens – 1
- CF** Rojas – 103; Marsh – 35; Pache – 18; Stevenson – 6
- RF** Castellanos – 157; Marsh – 3; Dahl – 1; Wilson – 1
- P** Nola – 33; Wheeler – 32; Sánchez – 31; Suárez – 27; Walker – 15; Phillips – 7; Turnbull – 7; Allard – 4; Kerker – 2; Mercado – 2; Banks – 1; Johnson – 1
- DH** Schwarber – 144; Castellanos – 5; Bohm – 3; Dahl – 3; Harper – 3; Turner – 3; Stott – 1

2024 DAY BY DAY

GAME #	DATE	DAY	D/N	CLUB	W-L	SCORE	WP / LP / SAVE	ATTEND	HOME DATE	HOME TOTAL	TIME	POS	GA/GB	RECORD
1	3/29	Fri	D	vs ATL	L	9-3	Johnson / ALVARADO (0-1)	*44,452	1	44,452	2:54	T2	1.0	0-1
2	3/30	Sat	D	vs ATL	L	12-4	Chavez / NOLA (0-1)	*44,468	2	88,920	2:58	T3	2.0	0-2
3	3/31	Sun	D	vs ATL	W	5-4	STRAHM (1-0) / Bummer / ALVARADO (1)	*42,515	3	131,435	2:39	T2	1.0	1-2
4	4/1	Mon	N	vs CIN	L	6-3 (10)	Diaz / BROGDON (0-1)	33,754	4	165,189	3:04	T2	2.0	1-3
5	4/2	Tue	N	vs CIN	W	9-4	TURNBULL (1-0) / Ashcraft / PINTO (1)	28,119	5	193,308	2:44	2	1.0	2-3
6	4/3	Wed	D	vs CIN	L	4-1	Montas / WHEELER (0-1) / Diaz	28,077	6	221,385	2:34	3	1.5	2-4
7	4/5	Fri	N	at WSH	W	4-0	NOLA (1-1) / Corbin	21,374			2:51	2	1.5	3-4
8	4/6	Sat	D	at WSH	W	5-2	SUÁREZ (1-0) / Irvin / ALVARADO (2)	29,718			2:28	2	1.5	4-4
9	4/7	Sun	D	at WSH	L	3-2	Gore / SÁNCHEZ (0-1) / Finnegan	24,765			2:31	2	2.5	4-5
10	4/8	Mon	N	at STL	W	5-3 (10)	HOFFMAN (1-0) / Helsley / SOTO (1)	32,621			2:50	2	1.5	5-5
11	4/9	Tue	N	at STL	L	3-0	Gray / WHEELER (0-2) / Helsley	31,972			2:39	T2	2.5	5-6
12	4/10	Wed	D	at STL	W	4-3	NOLA (2-1) / Pallante / HOFFMAN (1)	33,104			3:10	2	2.0	6-6
13	4/11	Thu	N	vs PIT	W	5-1	SUÁREZ (2-0) / Jones	33,362	7	254,747	2:15	2	1.0	7-6
14	4/12	Fri	N	vs PIT	L	5-2	Falter / SÁNCHEZ (0-2) / Bednar	35,578	8	290,325	2:48	2	2.0	7-7
15	4/13	Sat	D	vs PIT	W	4-3	HOFFMAN (2-0) / Hernandez	40,519	9	330,844	2:57	2	1.0	8-7
16	4/14	Sun	D	vs PIT	L	9-2	Keller / WHEELER (0-3)	*44,568	10	375,412	2:33	2	2.0	8-8
17	4/15	Mon	N	vs COL	W	2-1 (10)	DOMÍNGUEZ (1-0) / Bird	35,496	11	410,908	2:40	2	2.0	9-8
18	4/16	Tue	N	vs COL	W	5-0	SUÁREZ (3-0) / Gomber	35,010	12	445,918	2:07	2	2.0	10-8
19	4/17	Wed	N	vs COL	W	7-6	SÁNCHEZ (1-2) / Feltner / ALVARADO (3)	35,706	13	481,624	2:51	2	2.0	11-8
20	4/19	Fri	N	vs CWS	W	7-0	TURNBULL (2-0) / Crochet	39,069	14	520,693	2:18	2	2.0	12-8
21	4/20	Sat	N	vs CWS	W	9-5	WHEELER (1-3) / Soroka / ALVARADO (4)	*44,546	15	565,239	3:03	2	2.0	13-8
22	4/21	Sun	D	vs CWS	W	8-2	NOLA (3-1) / Nastrini	*43,614	16	608,853	2:37	2	1.0	14-8
23	4/22	Mon	N	at CIN	W	7-0	SUÁREZ (4-0) / Greene	11,263			2:02	2	1.0	15-8
24	4/23	Tue	N	at CIN	L	8-1	Cruz / SÁNCHEZ (1-3)	13,653			2:35	2	2.0	15-9
25	4/24	Wed	N	at CIN	L	7-4	Wilson / DOMÍNGUEZ (1-1) / Diaz	14,515			3:04	2	3.0	15-10
26	4/25	Thu	D	at CIN	W	5-0	WHEELER (2-3) / Martinez	17,557			2:35	2	2.5	16-10
27	4/26	Fri	N	at SD	W	9-3	NOLA (4-1) / Musgrove	40,763			2:42	2	2.5	17-10
28	4/27	Sat	N	at SD	W	5-1	SUÁREZ (5-0) / Cease	43,018			2:09	2	1.5	18-10
29	4/28	Sun	D	at SD	W	8-6	WALKER (1-0) / King / ALVARADO (5)	42,037			2:36	2	1.5	19-10
30	4/29	Mon	N	at LAA	L	6-5	Camber / DOMÍNGUEZ (1-2) / Estévez	25,449			2:43	2	1.5	19-11
31	4/30	Tue	N	at LAA	W	7-5	ALVARADO (1-1) / Estévez / HOFFMAN (2)	23,949			2:48	2	0.5	20-11
32	5/1	Wed	D	at LAA	W	2-1	WHEELER (3-0) / Sandoval / SOTO (2)	20,156			2:53	2	0.5	21-11
33	5/3	Fri	N	vs SF	W	4-3	STRAHM (2-0) / Hicks / ALVARADO (6)	40,888	17	649,741	3:00	1	0.5	22-11
34	5/4	Sat	N	vs SF	W	14-3	SUÁREZ (6-0) / Winn	*42,610	18	692,351	3:01	1	1.5	23-11
35	5/5	Sun	N	vs SF	W	5-4	WALKER (2-0) / Webb / ALVARADO (7)	41,058	19	733,409	2:45	1	2.5	24-11
36	5/6	Mon	D	vs SF	W	6-1	WHEELER (4-3) / Black	33,408	20	766,817	2:23	1	3.0	25-11
37	5/7	Tue	N	vs TOR	W	10-1	SÁNCHEZ (2-3) / Berrios	39,492	21	806,309	2:35	1	3.0	26-11
38	5/8	Wed	D	vs TOR	L	5-3	Bassitt / NOLA (4-2) / Romano	34,681	22	840,990	3:01	1	2.0	26-12
39	5/10	Fri	N	at MIA	W	8-2	SUÁREZ (7-0) / Rogers	15,119			2:45	1	2.0	27-12
40	5/11	Sat	D	at MIA	W	8-3	WALKER (3-0) / Luzardo	13,210			2:36	1	2.0	28-12
41	5/12	Sun	D	at MIA	L	7-6 (10)	Bender / SOTO (0-1)	13,001			2:59	1	2.0	28-13
42	5/13	Mon	N	at NYM	W	5-4 (10)	KERKERING (1-0) / Reid-Foley / ALVARADO (8)	28,086			3:10	1	2.0	29-13
43	5/14	Tue	D	at NYM	W	4-0	NOLA (5-2) / Butto	30,047			2:48	1	2.0	30-13
44	5/15	Wed	N	vs NYM	W	10-5	SUÁREZ (8-0) / Lucchesi	37,219	23	878,209	2:43	1	3.0	31-13
45	5/16	Thu	N	vs NYM	L	6-5 (11)	López / ALVARADO (1-2) / Diekman	38,267	24	916,749	3:29	1	2.5	31-14
46	5/17	Fri	N	vs WSH	W	4-2	WHEELER (5-3) / Irvin / HOFFMAN (3)	*44,507	25	960,983	2:15	1	3.5	32-14
47	5/18	Sat	N	vs WSH	W	4-3 (10)	SOTO (1-1) / Finnegan	*43,112	26	1,004,095	2:52	1	4.0	33-14
48	5/19	Sun	D	vs WSH	W	11-5	NOLA (6-2) / Barnes	*44,713	27	1,048,808	2:33	1	5.0	34-14
49	5/21	Tue	N	vs TEX	W	5-2	SUÁREZ (9-0) / Gray / ALVARADO (9)	41,083	28	1,089,891	2:36	1	6.0	35-14
50	5/22	Wed	N	vs TEX	W	11-4	STRAHM (3-0) / Dunning	39,595	29	1,129,486	2:49	1	6.0	36-14
51	5/23	Thu	D	vs TEX	W	5-2	WHEELER (6-3) / Heaney / HOFFMAN (4)	*42,377	30	1,171,863	2:28	1	6.0	37-14
52	5/24	Fri	N	at COL	L	3-2 (11)	Kinley / SOTO (1-2)	35,007			2:47	1	6.0	37-15
53	5/25	Sat	N	at COL	W	8-4	RUIZ (1-0) / Lawrence	37,535			2:59	1	7.0	38-15
54	5/26	Sun	D	at COL	L	5-2	Quantrill / SUÁREZ (9-1) / Kinley	47,442			2:22	1	6.0	38-16
55	5/27	Mon	D	at SF	L	8-4	Rodriguez / WALKER (3-1)	40,598			2:44	1	6.0	38-17
56	5/28	Tue	N	at SF	L	1-0 (10)	Hjelle / STRAHM (3-1)	34,655			2:32	1	5.0	38-18
57	5/29	Wed	D	at SF	W	6-1	SÁNCHEZ (3-3) / Harrison	31,763			2:38	1	6.0	39-18
58	5/31	Fri	N	vs STL	W	4-2	NOLA (7-2) / Mikolas / HOFFMAN (5)	*44,742	31	1,216,605	2:14	1	6.5	40-18
59	6/1	Sat	N	vs STL	W	6-1	TURNBULL (3-0) / Gray	*44,668	32	1,261,273	2:28	1	7.5	41-18
60	6/2	Sun	N	vs STL	L	5-4 (10)	King / SOTO (1-3) / Helsley	41,190	33	1,302,463	3:04	1	6.5	41-19
61	6/3	Mon	N	vs MIL	W	3-1	WHEELER (7-3) / Wilson / ALVARADO (10)	*43,553	34	1,346,016	2:10	1	7.0	42-19
62	6/4	Tue	N	vs MIL	W	2-1 (10)	DOMÍNGUEZ (2-2) / Payamps	40,632	35	1,386,648	2:58	1	7.0	43-19
63	6/5	Wed	D	vs MIL	W	2-0	NOLA (8-2) / Ashby / ALVARADO (11)	38,910	36	1,425,558	2:14	1	8.0	44-19
64	6/8	Sat	N	at NYM	W	7-2	SUÁREZ (10-1) / Manaea	53,882			2:52	1	9.0	45-19
65	6/9	Sun	D	vs NYM	L	6-5	Garrett / ALVARADO (1-3) / Smith	55,074	37	1,480,632	3:27	1	9.0	45-20
66	6/11	Tue	N	at BOS	W	4-1	WHEELER (8-3) / Crawford / ALVARADO (12)	35,004			2:25	1	10.0	46-20
67	6/12	Wed	N	at BOS	L	8-6	Booser / RUIZ (1-1) / Jansen	33,236			3:04	1	10.0	46-21
68	6/13	Thu	N	at BOS	L	9-3	Houck / NOLA (8-3) / Keller	34,007			2:43	1	9.0	46-22
69	6/14	Fri	N	at BAL	W	5-3 (11)	KERKERING (2-0) / Webb / DOMÍNGUEZ (1)	43,987			2:59	1	9.0	47-22
70	6/15	Sat	D	at BAL	L	6-2	Rodriguez / WALKER (3-2)	44,555			2:23	1	8.0	47-23
71	6/16	Sun	D	at BAL	L	8-3	Burnes / WHEELER (8-4) / Cano	44,525			2:50	1	8.0	47-24
72	6/17	Mon	N	vs SD	W	9-2	SÁNCHEZ (4-3) / Vásquez	*43,134	38	1,523,766	2:31	1	8.0	48-24
73	6/18	Tue	N	vs SD	W	4-3	HOFFMAN (3-0) / Suarez	*43,021	39	1,566,787	2:51	1	8.0	49-24
74	6/19	Wed	D	vs SD	L	5-2	Waldron / KERKERING (2-1) / Suarez	*44,445	40	1,611,232	2:37	1	7.0	49-25
75	6/21	Fri	N	vs ARI	L	5-4	Montgomery / WALKER (3-3) / Sewald	*44,436	41	1,655,668	2:57	1	6.0	49-26
76	6/22	Sat	D	vs ARI	W	12-1	WHEELER (9-4) / Henry	*44,288	42	1,699,956	2:32	1	7.0	50-26
77	6/23	Sun	D	vs ARI	W	4-1	SÁNCHEZ (5-3) / Cecconi	*44,079	43	1,744,035	2:36	1	7.0	51-26
78	6/24	Mon	N	at DET	W	8-1	NOLA (9-3) / Mize	20,108			2:55	1	8.0	52-26
79	6/25	Tue	N	at DET	L	4-1	Skubal / SUÁREZ (10-2)	24,345			2:04	1	7.5	52-27
80	6/26	Wed	D	at DET	W	6-2	RUIZ (2-1) / Montero	22,530			2:30	1	8.0	53-27

2024 DAY BY DAY

GAME #	DATE	DAY	D/N	CLUB	W-L	SCORE	WP / LP / SAVE	ATTEND	HOME DATE	HOME TOTAL	TIME	POS	GA/GB	RECORD
81	6/27	Thu	N	vs MIA	L	7-4	Bender / HOFFMAN (3-1) / Scott	*43,507	44	1,787,542	2:50	1	8.0	53-28
82	6/28	Fri	N	vs MIA	W	2-0	SÁNCHEZ (6-3) / Tyler	*44,252	45	1,831,794	2:15	1	8.0	54-28
83	6/29	Sat	D	vs MIA	L	3-2	Nardi / NOLA (9-4) / Scott	*44,117	46	1,875,911	2:39	1	7.0	54-29
84	6/30	Sun	D	vs MIA	W	7-6	DOMÍNGUEZ (3-2) / Nardi / HOFFMAN (6)	*43,222	47	1,919,133	2:59	1	8.0	55-29
85	7/2	Tue	N	at CHI	W	6-4	MERCADO (1-0) / Wesneski / HOFFMAN (7)	38,670			2:27	1	9.0	56-29
86	7/3	Wed	N	at CHI	W	5-3	STRAHM (4-1) / Miller / ALVARADO (13)	36,653			2:43	1	9.0	57-29
87	7/4	Thu	D	at CHI	L	10-2	Tailon / SÁNCHEZ (6-4)	40,143			2:23	1	9.0	57-30
88	7/5	Fri	N	at ATL	W	8-6	NOLA (10-4) / Fried / HOFFMAN (8)	40,942			3:01	1	10	58-30
89	7/6	Sat	N	at ATL	L	5-1	Schwellenbach / SUÁREZ (10-3)	41,006			2:16	1	9.0	58-31
90	7/7	Sun	D	at ATL	L	6-0	López / MERCADO (1-1)	36,808			2:26	1	8.0	58-32
91	7/9	Tue	N	vs LAD	W	10-1	WHEELER (10-4) / Miller	*43,065	48	1,962,198	2:49	1	7.5	59-32
92	7/10	Wed	N	vs LAD	W	4-3	SÁNCHEZ (7-4) / Stone / HOFFMAN (9)	*42,912	49	2,005,110	2:30	1	8.5	60-32
93	7/11	Thu	N	vs LAD	W	5-1	NOLA (11-4) / Banda	*44,020	50	2,049,130	2:43	1	9.5	61-32
94	7/12	Fri	N	vs OAK	L	6-2	Bido / SUÁREZ (10-4)	*42,570	51	2,091,700	2:37	1	8.5	61-33
95	7/13	Sat	D	vs OAK	W	11-5	PHILLIPS (1-0) / Spence	*44,231	52	2,135,931	2:55	1	9.5	62-33
96	7/14	Sun	D	vs OAK	L	18-3	Estes / MERCADO (1-2)	*43,025	53	2,178,956	2:35	1	8.5	62-34
97	7/19	Fri	N	at PIT	L	8-7	Mlodzinski / ALVARADO (1-4)	39,530			3:03	1	8.0	62-35
98	7/20	Sat	N	at PIT	L	4-1	Ortiz / SÁNCHEZ (7-5)	39,114			2:15	1	7.5	62-36
99	7/21	Sun	D	at PIT	W	6-0	PHILLIPS (2-0) / Gonzales	38,291			2:41	1	8.5	63-36
100	7/22	Mon	N	at MIN	L	7-2	Ober / SUÁREZ (10-5) / Sands	29,904			2:36	1	8.5	63-37
101	7/23	Tue	N	at MIN	W	3-0	SOTO (2-3) / Duran / STRAHM (1)	31,272			2:50	1	9.0	64-37
102	7/24	Wed	D	at MIN	L	5-4	Duran / SOTO (2-4)	33,813			2:59	1	9.0	64-38
103	7/26	Fri	N	vs CLE	L	3-1	Lively / SÁNCHEZ (7-6) / Clase	*44,448	54	2,223,404	2:32	1	9.0	64-39
104	7/27	Sat	N	vs CLE	W	8-0	PHILLIPS (3-0) / Carrasco	*44,356	55	2,267,760	2:20	1	9.5	65-39
105	7/28	Sun	D	vs CLE	L	4-3	Herrin / ALVARADO (1-5) / Clase	*43,845	56	2,311,605	2:33	1	8.5	65-40
106	7/29	Mon	N	vs NYY	L	14-4	Gil / WHEELER (10-5)	*44,289	57	2,355,894	2:52	1	8.5	65-41
107	7/30	Tue	N	vs NYY	L	7-6 (12)	Tonkin / KERKERING (2-2)	*44,502	58	2,400,396	3:51	1	7.5	65-42
108	7/31	Wed	D	vs NYY	L	6-5	Cortes / SÁNCHEZ (7-7) / Holmes	*44,543	59	2,444,939	2:45	1	6.5	65-43
109	8/2	Fri	N	at SEA	L	10-2	Woo / PHILLIPS (3-1)	40,739			2:31	1	5.0	65-44
110	8/3	Sat	N	at SEA	L	6-5 (10)	Snider / ESTÉVEZ (1-4)	36,629			3:17	1	5.0	65-45
111	8/4	Sun	D	at SEA	W	6-0	WHEELER (11-5) / Gilbert	39,588			2:35	1	6.0	66-45
112	8/5	Mon	N	at LAD	L	5-3	Glasnow / NOLA (11-5) / Hudson	48,178			2:25	1	5.5	66-46
113	8/6	Tue	N	at LAD	W	6-2	SÁNCHEZ (8-7) / Kershaw	47,150			2:52	1	6.5	67-46
114	8/7	Wed	N	at LAD	W	9-4	PHILLIPS (4-1) / Vesia	45,003			2:49	1	7.5	68-46
115	8/8	Thu	N	at ARI	W	6-4	ALLARD (1-0) / Montgomery / ESTÉVEZ (21)	25,239			2:47	1	8.0	69-46
116	8/9	Fri	N	at ARI	L	3-2	Martinez / HOFFMAN (3-2)	37,952			2:12	1	8.0	69-47
117	8/10	Sat	N	at ARI	L	11-1	Ginkel / NOLA (11-6)	46,183			2:54	1	7.5	69-48
118	8/11	Sun	D	at ARI	L	12-5	Kelly / SÁNCHEZ (8-8)	29,071			2:44	1	7.5	69-49
119	8/13	Tue	N	vs MIA	L	5-0	Bellozo / WALKER (3-4)	*42,846	60	2,487,785	2:22	1	6.0	69-50
120	8/14	Wed	N	vs MIA	W	9-5	RUIZ (3-1) / Cabrera	*42,577	61	2,530,362	2:50	1	6.0	70-50
121	8/15	Thu	N	vs WSH	W	13-3	WHEELER (12-5) / Parker	*43,722	62	2,574,084	2:37	1	7.0	71-50
122	8/16	Fri	N	vs WSH	W	3-2	ESTÉVEZ (2-4) / Finnegan	41,067	63	2,615,151	3:01	1	8.0	72-50
123	8/17	Sat	N	vs WSH	W	5-1	SÁNCHEZ (9-8) / Gore	*43,356	64	2,658,507	2:06	1	8.0	73-50
124	8/18	Sun	D	vs WSH	L	6-4	Barnes / STRAHM (4-2) / Finnegan	40,677	65	2,699,184	2:59	1	7.0	73-51
125	8/20	Tue	N	at ATL	L	3-1	Holmes / WHEELER (12-6) / Iglesias	34,245			2:34	1	6.0	73-52
126	8/21	Wed	N	at ATL	W	3-2	STRAHM (5-2) / Jiménez / ESTÉVEZ (22)	33,221			2:33	1	7.0	74-52
127	8/22	Thu	N	at ATL	L	3-2	Schwellenbach / SÁNCHEZ (9-9) / Iglesias	34,704			2:20	1	6.0	74-53
128	8/23	Fri	N	at KC	L	7-4	Wacha / WALKER (3-5) / Erceg	25,491			2:44	1	5.0	74-54
129	8/24	Sat	N	at KC	W	11-2	SUÁREZ (11-5) / Singer	27,002			2:44	1	5.0	75-54
130	8/25	Sun	D	at KC	W	11-3	ALLARD (2-0) / Lugo	18,193			2:41	1	6.0	76-54
131	8/26	Mon	N	vs HOU	W	3-2 (10)	STRAHM (6-2) / Hader	39,627	66	2,738,811	2:49	1	6.0	77-54
132	8/27	Tue	N	vs HOU	W	5-0	NOLA (12-6) / Verlander	39,373	67	2,778,184	2:29	1	6.0	78-54
133	8/28	Wed	D	vs HOU	L	10-0	Arrighetti / WALKER (3-6)	37,778	68	2,815,962	2:28	1	5.0	78-55
134	8/29	Thu	N	vs ATL	W	5-4	KERKERING (3-2) / Holmes / HOFFMAN (10)	40,451	69	2,856,413	2:42	1	6.0	79-55
135	8/30	Fri	N	vs ATL	L	7-2	López / SUÁREZ (11-6)	40,193	70	2,896,606	2:39	1	5.0	79-56
136	8/31	Sat	N	vs ATL	W	3-0	WHEELER (13-6) / Fried / ESTÉVEZ (23)	*42,730	71	2,939,336	2:16	1	6.0	80-56
137	9/1	Sun	N	vs ATL	W	3-2 (11)	ESTÉVEZ (3-4) / Bummer	*43,249	72	2,982,585	3:14	1	7.0	81-56
138	9/3	Tue	N	at TOR	W	10-9	KERKERING (4-2) / Green / STRAHM (2)	23,796			3:23	1	7.0	82-56
139	9/4	Wed	D	at TOR	W	4-2	SÁNCHEZ (10-9) / Francis / ESTÉVEZ (24)	23,768			2:30	1	7.0	83-56
140	9/5	Thu	N	at MIA	W	5-2	SUÁREZ (12-6) / Oller / STRAHM (3)	9,355			2:33	1	8.0	84-56
141	9/6	Fri	N	at MIA	W	16-2	WHEELER (14-6) / Kitchen	15,963			2:57	1	8.0	85-56
142	9/7	Sat	D	at MIA	L	9-5	McMillon / NOLA (12-7)	23,189			2:53	1	7.0	85-57
143	9/8	Sun	D	at MIA	L	10-1	Cabrera / JOHNSON (0-1)	15,202			2:19	1	7.0	85-58
144	9/9	Mon	N	vs TB	W	2-1	ESTÉVEZ (4-4) / Cleavinger	39,511	73	3,022,096	2:40	1	7.0	86-58
145	9/10	Tue	N	vs TB	W	9-4	ALVARADO (2-5) / Lovelady	40,088	74	3,062,184	2:45	1	8.0	87-58
146	9/11	Wed	N	vs TB	W	3-2	WHEELER (15-6) / Rasmussen / ESTÉVEZ (25)	40,715	75	3,102,899	2:23	1	8.0	88-58
147	9/13	Fri	N	vs NYM	L	11-3	Quintana / NOLA (12-8)	*44,607	76	3,147,506	2:50	1	7.0	88-59
148	9/14	Sat	D	vs NYM	W	6-4	KERKERING (5-2) / Young, D / ESTÉVEZ (26)	*44,563	77	3,192,069	2:27	1	8.0	89-59
149	9/15	Sun	D	vs NYM	W	2-1	RUIZ (4-1) / Diaz	*44,786	78	3,236,855	2:13	1	9.0	90-59
150	9/16	Mon	N	at MIL	L	6-2	Civale / SUÁREZ (12-7) / Rea	28,713			2:48	1	8.0	90-60
151	9/17	Tue	N	at MIL	W	5-1	WHEELER (16-6) / Montas	30,059			2:40	1	8.0	91-60
152	9/18	Wed	N	at MIL	L	2-1	Williams / ESTÉVEZ (4-5)	30,048			2:41	1	7.0	91-61
153	9/19	Thu	N	at NYM	L	10-6	Severino / WALKER (3-7)	35,982			2:36	1	6.0	91-62
154	9/20	Fri	N	at NYM	W	12-2	SÁNCHEZ (11-9) / Peterson	41,474			2:57	1	7.0	92-62
155	9/21	Sat	D	at NYM	L	6-3	Manaea / KERKERING (5-3) / Diaz	44,152			2:23	1	6.0	92-63
156	9/22	Sun	N	at NYM	L	2-1	Maton / WHEELER (16-7) / Diaz	43,139			2:30	1	5.0	92-64
157	9/23	Mon	N	vs CHI	W	6-2	NOLA (13-8) / Kilian	*42,386	79	3,279,241	2:34	1	5.5	93-64
158	9/24	Tue	N	vs CHI	L	10-4	Smyly / BANKS (2-3)	42,033	80	3,321,274	2:44	1	5.5	93-65
159	9/25	Wed	N	vs CHI	W	9-6	RUIZ (5-1) / Assad	*42,438	81	3,363,712	2:44	1	6.0	94-65
160	9/27	Fri	N	at WSH	L	9-1	Williams / SUÁREZ (12-8)	31,796			2:32	1	6.0	94-66
161	9/28	Sat	D	at WSH	L	6-3	Ferrer / HOFFMAN (3-3)	38,135			2:35	1	5.0	94-67
162	9/29	Sun	D	at WSH	W	6-3	NOLA (14-8) / Irvin / RUIZ (1)	26,729			2:40	1	6.0	95-67

* Sellout

OFFICIAL APP OF THE PHILLIES



Get access to everything Phillies everywhere you go. MLB is the #1 app for live Phillies baseball. Delivering live audio broadcasts with your favorite announcers, updates on all of your followed Phillies players, customizable favorite team features, breaking news, video highlights and much more.



Under the management of.....
WILLIAM WHITNEY

HOT
HAND
Arch.

and
Twelfth Sts.

PHILADELPHIA

The best
\$2.50 plan
American House
in the
Country



HISTORY

LORELEI

AND WAB

Made by the only brewers who dare
make affidavit that these beers do
not contain the deadly **GLUCOSE**
which gives you that nasty taste
in your mouth next morning

.....THE ONLY PURE BEERS.....
Philadelphia Brewing Co.
Sixth & Clearfield Sts.

WM. BOYLE, President JNO. McGLINN, Secy & Treas.

Season 1895

Official Score Card

PHILADELPHIA
BASE BALL CLUB

H. L. SOLOMON,
IKE GEISENBERGER, Publishers



THE FAMOUS
Anheuser Busch
St. Louis Beer.

Bottled by
The Thos. Clements Bottling Co.
234
QUEEN ST.
..... PHILADELPHIA

Mineral Waters - Malt Liquors - Ales & Stouts
TELEPHONE 1792

RAUDENBUSH'S
SALOON

..... OPPOSITE
TERMINAL DEPOT
TWELFTH STREET
..... ENTRANCE

PHILLIES TEAM HISTORY

Philadelphia, a city rich in history and tradition, has played an integral part in professional baseball's history.

The city had several teams of different nicknames as far back as the 1860s, including a team called the Athletics in the National Association, a league that folded in 1875. Several of the stronger teams, including the Athletics, formed the National League, as it is still known today. The other charter members were the Boston Red Caps, Chicago White Stockings, Cincinnati Red Stockings, St. Louis Brown Stockings, Hartford Dark Blues, New York Mutuals and Louisville Grays.

The very first National League game was played in Philadelphia on April 22, 1876, at 25th and Jefferson Streets. Boston won, 6-5, before an estimated crowd of 3,000.

Resting in seventh place with a 14-45 record, the Athletics couldn't make their final western trip because of insufficient funds. The team was immediately expelled from the league.

Philadelphia was without a National League franchise until 1883. Following the 1882 season, the Worcester (MA) Brown Stockings were disbanded. The NL wanted a team in Philadelphia so a franchise was awarded to Alfred J. Reach, a former player and Philadelphia sporting goods founder, and attorney Col. John I. Rogers.

Starting a ballclub from scratch, the new owners named the team "Phillies," because they wanted the club to be identified with the city of Philadelphia. The Phillies endure as the oldest, continuous, one-nickname, one-city franchise in all of professional sports, an extraordinary tradition.



Alfred Reach

FIRST PHILLIES GAME

The Phillies played their first game on May 1, 1883, losing to the Providence Grays, 4-3, at Recreation Park, at 24th Street and Columbia Avenue. The crowd was estimated at 1,200.

It was the start of a tradition in which 2,193 players have put on a Phillies uniform and over 161 million spectators have attended games in the city.

Since none of the players from the Worcester team were part of the sale, the first Phillies roster was made up of ex-minor league players and players from other NL teams. The team finished last, 17-81-1, and total attendance was a reported 55,992.

In 1887, the Phillies moved into a new "magnificent park" at Broad and Huntingdon Streets, which later became known as Baker Bowl (capacity 12,500). An estimated 20,000 fans jammed the park for the first game on April 30, a 15-9 win over the New York Giants.

Starting in 1901, the Phillies shared the Philadelphia baseball scene as the American League was formed. One of the eight AL teams was the Athletics, under manager Connie Mack. Initially, the A's were more successful and popular. A little more than a half-century later, the team was moved to Kansas City, leaving the Phillies as Philadelphia's lone major league ballclub.

The Phillies' first championship came in 1915 when Pat Moran, a former reserve catcher with the Phillies, led them to the pennant in his first year as manager. Grover Cleveland Alexander, a 31-game winner, won the first World Series game against the Boston Red Sox, who then swept the next four games. Woodrow Wilson became the first president to throw out the first ball at a World Series game. The historic moment took place prior to Game 2, Oct. 9, 1915, in Philadelphia.

Alexander was one of three future Hall of Famers on the 1915 pennant-winners. Left-handed pitcher Eppa Rixey and shortstop Dave "Beauty" Bancroft were the others.

The A's, under the stability of one owner, the Shibe family and later Mack, continued to do well, winning back-to-back World Championships in 1929-30. The Phillies, meanwhile, struggled for years under numerous owners, but had a star in outfielder Chuck Klein. The future Hall of Famer began a brilliant career with the Phillies in 1928.

Baker Bowl, once a magnificent ballpark, began to deteriorate. Following 51 years in that park, the Phillies moved to Shibe Park, the home of the A's, on July 4, 1938. In 1953, Shibe Park was renamed Connie Mack Stadium in honor of the A's longtime manager. Following 11 eighth-place finishes in 23 seasons, the A's left town after the 1954 season. The Phillies continued to play their home games in Connie Mack Stadium through 1970.



Pat Moran

CARPENTER ERA BEGINS

Perhaps the most significant move in Phillies history came when the Carpenter family of du Pont wealth in Wilmington, Del., bought the team on Nov. 23, 1943, for an estimated \$400,000.

In an effort to stimulate more interest in the club, Bob Carpenter Jr., the new president, announced a contest was being held to find a nickname for the Phillies. The name Blue Jays was chosen from among 623 suggestions.

Although it still maintained the official Phillies title, the club was known as the Blue Jays for the 1944 and 1945 seasons. The new name was used heavily during that time, but usage began to drop off in the following years and the Blue Jays name never appeared in the newspapers after 1947.

When Carpenter took over as president, he began to pour money into building a minor league system. The efforts paid off rather quickly when a young team nicknamed the Whiz Kids won the 1950 pennant. Dick Sisler hit a dramatic three-run homer in the 10th inning at Ebbets Field to sink the Brooklyn Dodgers, 4-1, on the last day of the season. Unfortunately, a world title eluded the Phillies as they were swept by the New York Yankees in four games. The Whiz Kids had two players that would eventually be enshrined in Cooperstown, pitcher Robin Roberts and outfielder Richie Ashburn.

Eddie Sawyer's young club was expected to be a force for a few years but a third-place tie in 1953 was the best they could do.

As early as that year, a new stadium in Philadelphia was envisioned by Mayor Richardson Dilworth. Fourteen years and many disagreements later, ground was broken for Veterans Stadium, which finally opened on April 10, 1971, with the Phillies defeating the Montreal Expos, 4-1.



*Robin Roberts, Eddie Sawyer and
Richie Ashburn*

PHILLIES TEAM HISTORY

Under the leadership of Ruly Carpenter, who replaced his dad as club president in 1972, and General Manager Paul Owens, the Phillies dominated the National League East in the mid-1970s. They won three consecutive division titles starting in 1976, but couldn't get over the hump until 1980, a year after they signed free agent Pete Rose.

Led by manager Dallas Green, the Phillies made it to the World Series that year by defeating the Houston Astros in a gut-wrenching National League Championship Series. Sisler's historic homer in 1950 was replaced as the greatest moment in Phillies history at precisely 11:29 p.m. on Tuesday, Oct. 21, 1980, when Tug McGraw struck out Kansas City's Willie Wilson to give the franchise its first World Championship.

The powerful Phillies teams of that era were anchored by two future Hall of Famers, Steve Carlton, the first pitcher to win four Cy Young Awards, and third baseman Mike Schmidt, a three-time MVP.



Paul Owens, Dallas Green and Ruly Carpenter

CARPENTER FAMILY SELLS

The end of a different era occurred after the 1981 season. Citing escalating player salaries, the Carpenter family put the Phillies up for sale. Bill Giles, executive vice president under Ruly Carpenter, and five other partners purchased the team for \$30 million.

In just the second year of this new ownership group, the Phillies won their fifth Eastern Division title in eight years. Adding two veterans, Tony Perez and Joe Morgan, to an experienced team created the nickname Wheeze Kids.

Owens, who went from the front office to manage the team in July, guided the Phillies to their fourth Fall Classic by eliminating the Los Angeles Dodgers in the 1983 NLCS. The Baltimore Orioles, however, won the World Series, 4-1.

The next time the Phillies found themselves in the playoffs was 1993, under manager Jim Fregosi. That club went from a last-place finish the previous year to the division title, leading the NL East for all but one day of the season.

As underdogs, the Phillies defeated the favored Atlanta Braves, 4-2, to make their third World Series appearance in the last 13 years. Fregosi joined Moran, Sawyer, Green and Owens as managers who led the Phillies to an NL pennant and a trip to the Fall Classic. However, a very entertaining World Series abruptly ended with Joe Carter's three-run homer, which gave the Toronto Blue Jays their second consecutive world championship.

CITIZENS BANK PARK OPENS

Ten years later, the Phillies family said goodbye to Veterans Stadium through a season-long series of "Field of Memories" events, which culminated with an emotional closing ceremony on Sept. 28, 2003, featuring dozens of current and former Phils. The following season, the Phillies moved into Citizens Bank Park, a state-of-the-art, grass and dirt ballpark. The outfield concourse was christened "Ashburn Alley," named after the Phillies' beloved Hall of Fame outfielder and broadcaster.



After four second-place finishes, the Phillies won the NL East in 2007, their first division title in 14 years. With Charlie Manuel at the helm, the Phillies overcame a seven-game deficit with 17 regular-season games remaining to edge the Mets on the last day of the season. However, they were swept in the first round of the playoffs by the Colorado Rockies.

The following year, the Phillies cemented their place in history by winning their second World Series championship. After defeating the Milwaukee Brewers in the Division Series and the Los Angeles Dodgers in the National League Championship Series, Brad Lidge's strikeout of Tampa Bay's Eric Hinske on Oct. 29, 2008, started the biggest block party in the history of Philadelphia. Two days later, an estimated 2 million fans attended the parade down Broad Street. After a stop at Lincoln Financial Field, it culminated with an unforgettable on-field ceremony at Citizens Bank Park, where the Phillies were a perfect 7-0 in the playoffs.

In 2009, the Phillies made their second straight World Series appearance, a first in franchise history. It was the club's fifth appearance in the Fall Classic in 30 years, matching the Cardinals and Braves for the most in the NL during that period of time. The Yankees, who led all clubs with eight World Series appearances in the same time frame, defeated the Phillies, four games to two.

The Phillies recorded a franchise-record 102 victories in 2011 and for the second time in as many seasons, they led the majors in wins, a first in club history. That year also brought the team's run of consecutive division titles to five, tied with the Oakland Athletics and Cleveland Indians for the fifth-longest streak in the Divisional Era (since 1969) among all major league teams, trailing only the Braves (14 and 6), Yankees (9), Dodgers (8).

Fan support at Citizens Bank Park has been strong since the ballpark opened in 2004. Through their first 10 seasons at the ballpark, the club drew better than 3 million fans eight different times, including the record-setting mark of 3,680,718 in 2011. Highlighting that run was a streak of 257 consecutive regular-season sellouts at Citizens Bank Park from July 7, 2009 through Aug. 5, 2012.

From the 1950 pennant-winners to the great 1976-83 era to the 2007-11 run, one theme has been common throughout: homegrown talent. Whether it was Richie Ashburn, Robin Roberts and Del Ennis or Mike Schmidt, Larry Bowa and Greg Luzinski or Chase Utley, Jimmy Rollins and Ryan Howard, the Phillies have largely had their greatest successes relying on their scouting and player development.

One other talented homegrown character is the Phillie Phanatic, who debuted on April 25, 1978. As with the baseball team, the Phanatic, too, is a Philadelphia tradition.



ALL-TIME ROSTER

Includes all players who have participated in one or more official National League games with the Phillies from 1883-2024, a total of 2,193 players. The most common names in Phillies history have been Miller (14), Johnson (12), Smith (12) and Jones (10).

A		Bailey, Andrew	2016	Bittiger, Jeff	1986	Brogna, Rico	1997-2000
Abbatecchio, Ed	1897-98	Bair, Doug	1987	Bivin, Jim	1935	Brothers, Dan	1896
Abbott, Fred	1905	Baird, Doug	1919	Blackburne, Lena	1919	Brown, Charles	1907-09
Abbott, Kyle	1992, 95	Baker, Floyd	1954-55	Blackwell, Tim	1976-77	Brown, Domico	2010-15
Abbott, Paul	2004	Bako, Paul	2009	Blake, Sheriff	1931	Brown, Lloyd	1940
Abreu, Bobby	1998-2006	Baldschun, Jack	1961-65	Blanco, Andrés	2014-17	Brown, Ollie	1974-77
Acosta, Cy	1975	Baldwin, Henry	1927	Blanton, Cy	1940-42	Brown, Paul	1961-63; 68
Adams, Bert	1915-19	Baller, Jay	1982-92	Blanton, Joe	2008-12	Brown, Tom	1951-52
Adams, Bob	1931-32	Bancroft, Davey	1915-20	Blatnick, Johnny	1948-50	Brown, Willard	1891
Adams, Buster	1943-45; 47	Banks, Tanner	2024	Blattner, Buddy	1949	Browne, Byron	1970-72
Adams, Mike	2013-14	Bannister, Alan	1974-75	Blaylock, Marv	1955-57	Browne, Earl	1937-38
Adams, Terry	2002-03; 05	Barajas, Rod	2007	Blazier, Ron	1996-97	Browne, George	1901-02; 12
Adduci, Jim	1989	Barojas, Salome	1988	Bloodworth, Jimmy	1950-51	Brownson, Mark	2000
Aguayo, Luis	1980-88	Barrett, Dick	1943-45	Bocock, Brian	2010	Bruce, Jay	2019-20
Akerfelds, Darrel	1990-91	Barrett, Tommy	1988-89	Boever, Joe	1990-91	Bruggy, Frank	1921
Albright, Jack	1947	Barron, Tony	1997	Bogusevic, Brian	2015	Brummett, Tyson	2012
Aldred, Scott	1999-2000	Barry, Rich	1969	Bohm, Alec	2020-	Bruner, Roy	1939-41
Alexander, Grover	1911-17; 30	Barry, Shad	1901-04	Bohn, T.J.	2008	Bruntlett, Eric	2008-09
Alfaro, Jorge	2016-18	Barry, Thomas	1904	Boitano, Dan	1978	Brusstar, Warren	1977-82
Alfonseca, Antonio	2007	Bartell, Dick	1931-34	Boland, Ed	1934-35	Buchanan, David	2014-15
Allard, Kolby	2024	Bashore, Walt	1936	Bolen, Stew	1931-32	Buchholz, Clay	2017
Allen, Bob	1890-94	Bastardo, Antonio	2009-14	Bolger, Jim	1959	Buckley, Dick	1894-95
Allen, Bob	1937	Bastian, Charlie	1885-88; 91	Bolling, Jack	1939	Buffinton, Charlie	1887-89
Allen, Dick	1963-69; 75-76	Bateman, John	1972	Bonifacio, Jorge	2021	Buhl, Bob	1966-67
Allen, Ethan	1934-36	Bates, Bud	1939	Booker, Rod	1990-91	Bullinger, Kirk	2000
Allen, Hezekiah	1884	Bates, Del	1970	Boone, Bob	1972-81	Bullock, Eric	1989
Almon, Bill	1988	Bates, John	1909-10	Booser, John	1962-64; 66-69	Bunning, Jim	1964-67; 70-71
Altamirano, Porfirio	1982-83	Batiste, Kim	1991-94	Borland, Toby	1994-96; 98	Burchell, Fred	1903
Altherr, Aaron	2014-19	Battle, Howard	1996	Borowy, Hank	1949-50	Burdette, Lew	1965
Alvarado, José	2021-	Baumgartner, Stan		Bosetti, Rick	1976	Burgess, Smoky	1952-55
Álvarez, Clemente	2000		1914-16; 21-22	Boskie, Shawn	1994	Burich, Bill	1942-46
Álvarez, Henderson	2017	Baumholtz, Frankie	1956-57	Bottalico, Ricky	1994-98; 2001-02	Burk, Mack	1956-58
Álvarez, José	2019-20	Bautista, José	2018	Bottenfield, Kent	2000	Burkart, Elmer	1936-39
Amaro, Ruben	1960-65	Beam, Ernie	1895	Bouchee, Ed	1956-60	Burke, Bobby	1937
Amaro Jr., Ruben	1992-93; 96-98	Beato, Pedro	2017	Bour, Justin	2018	Burke, Eddie	1890
Ames, Leon	1919	Beck, Boom Boom	1939-43	Bourjos, Peter	2016	Burnett, A.J.	2014
Andersen, Larry	1983-86; 93-94	Beck, Fred	1911	Bourn, Michael	2006-07	Burns, Bill	1911
Anderson, Chase	2021	Becker, Beals	1913-15	Bowa, Larry	1970-81	Burns, Ed	1913-18
Anderson, Dave	1889-90	Becker, Bob	1897-98	Bowker, John	2011	Burns, George	1925
Anderson, Drew	2017-19	Bedell, Howie	1968	Bowman, Bob	1955-59	Burrell, Pat	2000-08
Anderson, Harry	1957-60	Bedrosian, Cam	2021	Bowman, Joe	1935-36	Burriss, Al	1894
Anderson, John	1958	Bedrosian, Steve	1986-89	Bowman, Sumner	1890	Burriss, Emmanuel	2016
Anderson, Marlon	1998-2002	Beebe, Fred	1911	Boyd, Jason	2000	Busby, Red	1941-43
Anderson, Mike	1971-75; 79	Beech, Matt	1996-98	Boyle, Jack	1893-98	Buskey, Joe	1926
Anderson, Sparky	1959	Behan, Petie	1921-23	Boyle, John	1912	Buskey, Mike	1977
Andrews, Ed	1884-89	Belinsky, Bo	1965-66	Brack, Gib	1938-39	Butcher, Max	1938-39
Andrews, Fred	1976-77	Bell, David	2003-06	Brackenridge, John	1904	Butler, Charles	1933
Andrews, Stan	1945	Bell, Juan	1992-93	Bradley, Archie	2021	Butler, Rob	1997
Andrus, Bill	1993	Bellatti, Andrew	2022-23	Bradley, Phil	1988	Buzhardt, John	1960-61
Antolick, Joe	1944	Bender, Chief	1916-17	Brady, Charlie	1905	Byrd, Marlon	2002-05; 14
Antonelli, John	1945	Benedict, Art	1883	Bragan, Bobby	1940-42	Byrd, Paul	1998-2001
Appel, Mark	2022	Benge, Ray	1928-32; 36	Bramhall, Art	1935	Byrne, Bob	1913-17
Arano, Victor	2017-19	Benjamin, Mike	1996	Brandon, Darrell	1971-73	Bystrom, Marty	1980-84
Araujo, Elvis	2015-16	Benjamin, Stan	1939-42	Brandt, Jackie	1966-67		
Arias, Alex	1998-2000	Bennett, Dave	1964	Bransfield, Kitty	1905-11		
Arlett, Buzz	1931	Bennett, Dennis	1962-64	Brantley, Cliff	1991-92		
Arnovich, Morrie	1936-40	Bennett, Gary	1995-96; 98-01	Brantley, Jeff	1999-2000		
Arrieta, Jake	2018-20	Bennett, Joe	1923	Brantly, Rob	2019		
Asche, Cody	2013-16	Bennett, Joel	1999	Brannyan, Russell	2007		
Ashburn, Richie	1948-59	Benoit, Joaquín	2017	Brashear, Roy	1903		
Ashby, Andy	1991-92; 2000	Bentley, Jack	1926	Breitenstein, Alonzo	1883		
Asher, Alec	2015-16	Benton, Stan	1922	Brennan, Ad	1910-13		
Attreau, Dick	1926-27	Berger, Wally	1940	Bressler, Rube	1932		
Atwood, Bill	1936-40	Berly, John	1932-33	Brett, Ken	1973		
Aumont, Philippe	2012-15	Bernadina, Roger	2013	Brewer, Billy	1997-99		
Averill, Earl	1963	Bernero, Adam	2006	Brewster, Charlie	1943		
Avilán, Luis	2018	Bernhard, Bill	1899-1900	Brickell, Fred	1930-33		
Aviles, Ramon	1979-81	Berry, Hodge	1902	Briggs, John	1964-71		
Ayrault, Bob	1992-93	Bertrand, Lefty	1936	Brignac, Reid	2014		
		Betts, Huck	1920-25	Brink, Brad	1992-93		
		Bicknell, Charlie	1948-49	Brinker, Bill	1912		
		Billingsley, Chad	2015	Brito, Eude	2005-06		
		Bird, Doug	1979	Britten, Jack	1950-51		
		Bisenius, Joe	2007	Brock, Chris	2000-01		
		Bishop, Jim	1923-24	Brogdon, Connor	2020-24		
						</	

HISTORY

2025 PHILADELPHIA PHILLIES MEDIA GUIDE • 235

ALL-TIME ROSTER

Feinberg, Ed	1938-39	G	Greene, June	1928-29	Hasenmayer, Don	1945-46	
Felix, Harry	1902	Gabrielson, Len	1939	Greene, Tommy	1990-95	Haslin, Mickey	1933-36
Feliz, Neftali	2021	Gallagher, Bill	1883	Greene, Willie	1902	Hatcher, Billy	1994
Feliz, Pedro	2008-09	Gallagher, Bill	1896	Greengrass, Jim	1955-56	Hawks, Nelson	1925
Ferguson, Alex	1927-29	Gallagher, Dave	1995	Greenwood, Bob	1954-55	Hays, Austin	2024
Ferguson, Bob	1883	Gallia, Bert	1920	Gregorius, Didi	2020-22	Hayes, Charlie	1989-91; 95
Ferguson, Charlie	1884-87	Galvis, Freddy	2012-17; 21	Grey, Bill	1890-91	Hayes, Von	1983-91
Fernandez, Chico	1957-59	Gamble, Oscar	1970-72	Grim, John	1888	Head, Ralph	1923
Fernandez, Sid	1995-96	Gandy, Bob	1916	Grimsley, Jason	1989-91	Hearn, Jim	1957-59
Ferrarese, Don	1961-62	Gant, Ron	1999-2000	Grimes, Oscar	1926	Heathcote, Cliff	1932
Fick, John	1944	Ganzel, Charlie	1885-86	Grissom, Lee	1941	Hebner, Richie	1977-78
Fields, Jocko	1891	Garber, Gene	1974-78	Groat, Dick	1966-67	Heflin, Bronson	1996
Fien, Casey	2017	Garcia, Anderson	2007	Gross, Emil	1883	Hegan, Jim	1958-59
Fifield, Jack	1897-99	Garcia, Aramis	2024	Gross, Greg	1979-88	Heintzelman, Ken	1947-52
Figgemeier, Frank	1894	Garcia, Edgar	2019	Gross, Kevin	1983-88	Hellickson, Jeremy	2016-17
Figueroa, Nelson	2001; 10	Garcia, Freddy	2007	Grotewold, Jeff	1992	Helms, Wes	2007
File, Larry (Sam)	1940	Garcia, Kiko	1983-85	Grullón, Deivy	2019	Heltzel, Heinie	1944
Fillingim, Dana	1925	Garcia, Luis	2013-18	Guerra, Deolis	2020	Hembree, Heath	2020
Finley, Bob	1943-44	Gardiner, Art	1923	Gumbert, Ad	1896	Hemingway, Edson	1918
Finn, Mickey	1933	Gardner, Dick	1888	Gunning, Tom	1887	Hernsley, Rollie	1946-47
Finneran, Joe	1912-13	Garlick, Kyle	2020	Guthrie, Dalton	2022-23	Hemus, Solly	1956-58
Finney, Lou	1947	Garvin, Ned	1896	Gutierrez, Jackie	1988	Henderson, Hardie	1883
Firoovid, Steve	1984	Geary, Geoff	2003-07	Gwynn Jr., Tony	2014	Hendrick, Harvey	1934
Fisher, Newt	1898	Geier, Phil	1896-97			Henline, Butch	1921-26
Fittery, Paul	1917	Gerheuser, Al	1943-44	H		Hennessey, George	1942
Fitzgerald, Mike	1918	Ghelfi, Tony	1983	Haas, Bert	1948-49	Henrich, Fritz	1924
Flager, Wally	1945	Giambi, Jeremy	2002	Hacker, Warren	1957-58	Henry, Jim	1939
Flaherty, Pat	1910	Gibson, Kyle	2021-22	Haddix, Harvey	1956-57	Herbert, Ray	1965-66
Fleming, Tom	1902; 04	Gilbert, Charley	1946-47	Haddock, George	1894	Hernaiz, Jesus	1974
Fletcher, Art	1920; 22	Gilbert, Tyler	2024	Hafey, Bud	1939	Hernández, César	2013-19
Fletcher, Darrin	1990-91	Giles, Ken	2014-15	Hagan, Art	1883	Hernandez, David	2016
Fletcher, Frank	1914	Gillen, Sam	1897	Hahn, Don	1975	Hernandez, Jose	2006
Fletcher, Paul	1993; 95	Girard, Charles	1910	Haislip, Jim	1913	Hernandez, Roberto	2004
Flick, Elmer	1898-1901	Gladman, Buck	1883	Hale, David	2020-21	Hernandez, Roberto	2014
Flitcraft, Hilly	1942	Glavin, Doug	1998-2002; 04	Hall, Bert	1911	Hernandez, Willie	1983
Flora, Kevin	1995	Glaviano, Tommy	1953	Hall, Darick	2022-23	Hernandez, Yoel	2007
Florimón, Pedro	2017-18	Glazner, Whitey	1923-24	Hall, Dick	1967-68	Herndon, David	2010-12
Flowers, Ben	1956	Gleason, Kid	1888-91; 1903-08	Hall, Robert	1904	Herr, Tommy	1989-90
Floyd, Gavin	2004-06	Gload, Ross	2010-11	Halladay, Roy	2010-13	Herrera, Odúbel	2015-19; 21-22
Fogarty, Jim	1884-89	Glossop, Al	1942	Hallahan, Bill	1938	Herrera, Pancho	1958; 60-61
Foley, Tom	1985-86	Glynn, Bill	1949	Hallman, Bill		Herrmann, Frank	2016
Fonseca, Lew	1925	Goeckel, Bill	1899		1888-89; 92-97; 1901-03	Herrnstein, John	1962-66
Fontenot, Mike	2012	Goeddel, Tyler	2016	Hamels, Cole	2006-15	Heusser, Ed	1938; 48
Foot, Barry	1977-78	Goliath, Mike	1949-51	Hamilton, Billy	1890-95	Higbe, Kirby	1939-40
Forbes, PJ	2001	Golson, Greg	2008	Hamilton, Earl	1924	High, Andy	1934
Ford, Curt	1989-90	Gomes, Wayne	1997-2001	Hamilton, Jack	1962-63	Hiland, John	1885
Ford, Hod	1924	Gómez, Jeanmar	2015-17	Hammer, JD	2019; 21	Hilgendorf, Tom	1975
Fortune, Gary	1916; 18	Gomez, Jose	1935-36	Hamner, Garvin	1945	Hill, Koyie	2014
Foster, Kevin	1993	Gomez, Ruben	1959-60; 67	Hamner, Granny	1944-59	Hiller, Chuck	1967
Fox, Henry	1902	Gonzalez, Alex	2006	Hamrick, Ray	1943-44	Hilly, Pat	1914
Fox, Howie	1952	Gonzalez, Miguel Alfredo	2014	Hancock, Josh	2003-04	Hilsey, Charlie	1883
Fox, Terry	1966	Gonzalez, Orlando	1978	Hand, Brad	2022	Hinch, A.J.	2004
Foxen, Bill	1908-10	Gonzalez, Severino	2015-16	Handley, Lee	1947	Hinojosa, Daller	2015-16
Foxx, Jimmie	1945	Gonzalez, Tony	1960-68	Hanebrink, Harry	1959	Hisle, Larry	1968-71
Francisco, Ben	2009-11	Good, Wilbur	1916	Hansen, Andy	1951-53	Hoak, Don	1963-64
Franco, Julio	1982	Gorbous, Glen	1955-57	Hansen, Snipe	1930; 32-35	Hoch, Harry	1908
Franco, Maikel	2014-19	Gordon, Tom	2006-08	Happ, J.A.	2007-10	Hodge, Bert	1942
Francoeur, Jeff	2015	Gorman, Howard	1937-38	Harang, Aaron	2015	Hodkey, Eli	1946
Francona, Tito	1967	Gorman, Tom	1986	Harbidge, Bill	1883	Hodson, George	1895
Frandsen, Kevin	2012-13	Gormley, Ed	1891	Hardie, Lew	1884	Hoerner Joe	1970-72; 75
Franklin, Ryan	2006	Gosselin, Phil	2019-20	Harman, Bill	1941	Hoerst, Frank	1940-42; 46-47
Fraser, Chick	1899-1900; 02-04	Goulsh, Nick	1944-45	Harman, Brad	2008	Hoffman, Bill	1939
Freed, Ed	1942	Grabarkewitz, Bill	1973-74	Harmon, Chuck	1957	Hoffman, Jeff	2023-24
Freed, Roger	1971-72	Grabowski, Reggie	1932-34	Harmon, Terry	1967; 69-77	Hogg, Brad	1918-19
Freeman, Marvin	1986; 88-90	Grace, Earl	1936-37	Harper, Bryce	2019	Hohman, Bill	1927
Freese, Gene	1959	Grace, Mike	1995-99	Harper, George	1894	Holden, Joe	1934-36
Frey, Steve	1995-96	Grady, Mike	1894-97	Harper, George	1924-26	Holke, Walt	1923-25
Friberg, Barney	1925-32	Graham, George	1912	Harrell, Ray	1939	Holland, Al	1983-85
Frink, Fred	1934	Graham, Wayne	1963	Harrelson, Bud	1978-79	Hollands, Mario	2014
Fritz, Larry	1975	Grahe, Joe	1999	Harrington, Mickey	1963	Holley, Ed	1932-34
Froelich, Bill	1909	Grant, Ed	1907-10	Harris, Gene	1995	Hollingsworth, Al	1938-39
Frohworth, Todd	1987-90	Grant, Jim	1923	Harris, Greg	1988-89	Hollins, Dave	1990-95; 2002
Frye, Charley	1940	Grasmick, Lou	1948	Harris, Herb	1936	Holmigg, Stan	1949-51
Fryman, Woodie	1968-72	Grate, Don	1945-46	Harris, Reggie	1997	Holloway, Jim	1929
Fuchs, Charlie	1943	Graulich, Lew	1891	Harrison, Josh	2023	Holzemer, Mark	2000
Fullis, Chick	1933-34	Gray, John	1958	Hartley, Mike	1991-92	Hoover, Buster	1884
Fultz, Aaron	2005-06	Green, Dallas	1960-64; 67	Hartranft, Charles	1913	Hoover, Paul	2009-10
Fultz, Dave	1898-99	Green, Tyler	1993; 95-98	Haseley, Adam	2019-21	Hopkins, Marty	1934

ALL-TIME ROSTER

Horst, Jeremy	2012-13	Johnson, Si	1940-43; 46	Kipper, Thornton	1953-55	Lennon, Ed	1928
Hoskins, Rhys	2017-22	Johnson, Syl	1934-40	Klaus, Billy	1962-63	Leon, Izzy	1945
Houston, Tyler	2003	Johnson, Tom	1897	Klein, Chuck	1928-33; 36-39; 40-44	Leonard, Dutch	1947-48
Howard, Ryan	2004-16	Johnstone, Jay	1974-78	Klein, Phil	2016	Lepcio, Ted	1960
Howard, Spencer	2020-21	Jok, Stan	1954	Kleinbans, Ted	1934	Lerch, Randy	1975-80; 86
Howell, Ken	1989-90	Jones, Alex	1894	Kleinow, Red	1911	Lerian, Walt	1928-29
Howley, Dan	1913	Jones, Barry	1992	Klippstein, John	1963-64	Lersch, Barry	1969-73
Hubbell, Bill	1920-25	Jones, Dale	1941	Knabe, Otto	1907-13	Lerud, Steven	2012-13
Huber, Clarence	1925-26	Jones, Damon	2021-22	Knapp, Andrew	2017-21	Leslie, Roy	1922
Hudler, Rex	1997-98	Jones, Doug	1994	Knebel, Corey	2022	Letchias, Charlie	1939; 44; 46
Hudson, Charles	1983-86	Jones, Jesse	1923	Knell, Phil	1892	Levan, Jesse	1947
Hughes, Jared	2019	Jones, Nippy	1952	Knically, Alan	1985	Levy, Ed	1940
Hughes, Keith	1987	Jones, Ron	1988-91	Knight, Jack	1925-26	Lewis, Burt	1924
Hughes, Roy	1939-40; 46	Jones, Todd	2004	Knight, Joe	1884	Lewis, Fred	1883
Hughes, Tom	1941-42; 46-47	Jones, Willie	1947-59	Knothe, Fritz	1933	Lewis, Mark	1998
Hulen, Bill	1896	Jonnard, Bubber	1926-27; 35	Knothe, George	1932	Lezcano, Sixto	1983-84
Hulswitt, Rudy	1902-04	Jordan, Buck	1938	Knowles, Darold	1966	Lidge, Brad	2008-11
Hume, Tom	1986-87	Jordan, Charlie	1896	Koecher, Dick	1946-48	Lidle, Cory	2004-06
Humphries, Albert	1910-11	Jordan, Kevin	1995-2001	Koegel, Pete	1971-72	Lieber, Jon	2005-07
Humphries, Jack	1946	Jordan, Niles	1951	Konetchy, Ed	1921	Lieberthal, Mike	1994-2006
Hunter, Brian L.	2001	Jordan, Ricardo	1996	Konstanty, Jim	1948-54	Lincoln, Brad	2014
Hunter, Brian R.	2000	Jordan, Ricky	1988-94	Koosman, Jerry	1984-85	Lindblom, Josh	2012
Hunter, Cedric	2016	Jorgens, Orville	1935-37	Koppe, Joe	1959-61	Lindell, Johnny	1953-54
Hunter, Rich	1996	Joseph, Rick	1967-70	Koster, Fred	1931	Lindeman, Jim	1991-92
Hunter, Tommy	2018-20	Joseph, Tommy	2016-17	Koupal, Lou	1929-30	Lindsey, Doug	1991; 93
Hurst, Don	1928-34	Joyce, Matt	2021	Kowalik, Fabian	1936	Linz, Phil	1966-67
Huston, Harry	1906	Judd, Oscar	1945-48	Koy, Ernie	1942	Linzy, Frank	1974
Hutchison, Drew	2018	Judd, Jeff	1994-95	Kracher, Joe	1939	LiPetri, Angelo	1956; 58
Hutto, Jim	1970	Jumonville, George	1940-41	Kratz, Erik	2011-13; 15	Lipp, Tom	1897
Hutton, Tom	1972-77	Junge, Eric	2002-03	Kraus, Tex	1943; 45	Liriano, Pedro	2005
		Jurisich, Al	1946-47	Kroll, Gary	1964	Lis, Joe	1970-72
				Krueger, Otto	1905	Liska, Ad	1932-33
				Krug, Henry	1902	Litwhiler, Danny	1940-43
				Kruk, John	1989-94	Lively, Ben	2017-18
				Krukow, Mike	1982	Livingston, Mickey	1941-43
				Kucek, Jack	1979	Llovera, Mauricio	2020-21
				Kuenn, Harvey	1966	Loan, Mike	1912
				Kuzava, Bob	1955	Loberb, Hans	1911-14
						Lock, Don	1967-69
						Locke, Bobby	1962-64
						Loewen, Adam	2015
						Loewer, Carlton	1998-99
						Lofton, Kenny	2005
						Lohrke, Jack	1952-53
						Lohrman, Bill	1934
						Lohse, Kyle	2007
						Lomborg, Jim	1973-79
						Long, Herman	1904
						Longmire, Tony	1993-95
						Lonnett, Joe	1956-59
						Lopata, Stan	1948-58
						Lopatka, Art	1946
						Lopez, Aquilino	2005
						Lopez, Marcelino	1963
						Lopez, Rodrigo	2009
						Lord, Carlton	1923
						Lorenzen, Michael	2023
						Lough, David	2016
						Loughlin, Larry	1967
						Loup, Aaron	2018
						Lovenguth, Lynn	1955
						Loviglio, Jay	1980
						Lovullo, Torey	1999
						Lowrey, Peanuts	1955
						Lucas, Fred	1935
						Lucid, Con	1895-96
						Lucier, Louis	1944-45
						Luderus, Fred	1910-20
						Lukens, Al	1894
						Luna, Hector	2012
						Lupien, Tony	1944-45
						Lush, John	1904-07
						Luzinski, Greg	1970-80
						Lyle, Sparky	1980-82
						Lynch, Tom	1884-85
						Lyons, Harry	1887
						Lyons, Terry	1929

ALL-TIME ROSTER

M		McCarver, Tim	1970-72; 75-80	Miner, Zach	2013	N	
Mabry, John	2002	McCauley, Al	1890	Mitchell, Clarence	1923-28	Nagel, Bill	1941
MacDonald, Harvey	1928	McClain, Reggie	2020	Mitchell, Fred	1903-48	Nahem, Sam	1942; 48
Machado, Anderson	2003	McClellan, Bill	1883-84	Mitchell, Larry	1996	Nahorodinsky, Bill	1976
Mackanin, Pete	1978-79	McCloskey, John	1906-07	Mokan, John	1922-27	Nash, Billy	1896-98
Madden, Tom	1911	McCormack, Don	1980-81	Molinaro, Bob	1982-83	Nash, Jim	1972
Maddox, Garry	1975-86	McCormick, Frank	1946-47	Mollenkamp, Fred	1914	Nava, Daniel	2017
Maddux, Mike	1986-89	McCormick, Moose	1908	Monchak, Alex	1940	Naylor, Earl	1942-43
Madison, Art	1895	McCurdy, Harry	1930-33	Money, Don	1968-72	Neagle, Jack	1883
Madrid, Alex	1988-89	McCutchen, Andrew	2019-21	Monge, Sid	1982-83	Neale, Greasy	1921
Madson, Ryan	2003-11	McDonald, John	2013	Moniak, Mickey	2020-22	Neeman, Cal	1960-61
Maduro, Calvin	1996-97	McDonough, Ed	1909-10	Monroe, John	1921	Negray, Ron	1955-56
Magee, Bill	1899; 1902	McDowell, Roger	1989-91	Montague, John	1975	Neibauer, Gary	1972
Magee, Sherry	1904-14	McElroy, Chuck	1989-90	Montanez, Willie	1970-75; 82	Neiger, Al	1967
Magee Jr., Wendell	1996-99	McElroy, Jim	1884	Monteagudo, Rene	1945	Nelson, Nick	2022-24
Mahaffey, Art	1960-65	McFadden, Barney	1902	Montgomery, Steve	1999	Nelson, Red	1912-13
Mahan, Art	1940	McFarland, Ed	1897-1901	Moore, Brad	1988; 90	Neris, Héctor	2014-21
Mahar, Frank	1902	McFetridge, Jack	1890; 1903	Moore, Cy	1933-34	Neshek, Pat	2017; 18-19
Maharg, Bill	1916	McGaffigan, Patsy	1917-18	Moore, Dee	1943; 46	Newell, Tom	1987
Maher, Tom	1902	McGill, Willie	1895-96	Moore, Earl	1908-13	Newhan, David	2000-01
Main, Miles	1918	McGinnis, Gus	1893	Moore, Euel	1934-36	Newsome, Skeeter	1946-47
Malis, Cy	1934	McGowan, Dustin	2015	Moore, John	1934-37	Niarhos, Gus	1954-55
Malkmus, Bobby	1960-62	McGraw, Bob	1928-29	Moore, Matt	2021	Nicasio, Juan	2017; 19
Mallon, Les	1931-32	McGraw, Tug	1975-84	Moore, McKinley	2022	Nichols, Chester	1930-32
Malone, Chuck	1990	McGuire, Deacon	1886-88	Moares, Francisco	2023	Nichols, Kid	1905-06
Mancuso, Gus	1945	McInnis, John	1927	Moran, Pat	1910-14	Nicholson, Bill	1949-53
Mangus, George	1912	McKee, Rogers	1943-44	Morandini, Mickey	1990-97; 2000	Nicholson, Frank	1912
Manning, Jack	1883-85	McLaughlin, Bernie	1887	Morehead, Seth	1957-59	Nickle, Doug	2000-02
Manship, Jeff	2014	McLaughlin, Warren	1900; 03	Moreland, Keith	1979-81	Niehoff, Bert	1915-17
Manto, Jeff	1993	McLeod, Jim	1933	Morelock, Harry	1881-92	Nieto, Tom	1989-90
Marchán, Rafael	2020-21; 24	McLish, Cal	1962-64	Moren, Lew	1907-10	Nieves, Wil	2014
Mariot, Michael	2016	McMillon, Billy	1997	Morgan, Adam	2015-20	Nittoli, Vinny	2022
Marnie, Hal	1940-42	McPherson, John	1904	Morgan, Bob	1954-57	Nix, Jayson	2014
Marsh, Brandon	2022-	McQuillan, George	1907-10; 15-16	Morgan, Joe	1960	Nix, Laynce	2012-13
Marsh, Tom	1992; 94-95	McWilliams, Larry	1989	Morgan, Joe	1983	Nixon, Al	1926-28
Marshall, Doc	1904	Meadows, Henry	1919-23	Morin, Mike	2019	Nola, Aaron	2015-
Marshall, Rube	1912-14	Meadows, Louie	1990	Moroney, Jim	1910	Nolan, The Only	1885
Marson, Lou	2008-09	Medina, Adonis	2020-21	Morris, John	1966	Noles, Dickie	1979-81; 90
Marte, Yunior	2023-24	Melendez, Francisco	1984; 86	Morris, John	1991	Nops, Jerry	1896
Martel, Leon	1909	Melton, Rube	1941-42	Morrison, Jim	1977-78	Norris, Leo	1936-37
Martin, Ethan	2013-14	Meoli, Rudi	1979	Morrison, Logan	2019	Northey, Ron	1942-44; 46-47; 57
Martin, Herschel	1937-40	Mercado, Hector	2002-03	Morton, Charlie	2016	Norwood, James	2022
Martin, Jack	1914	Mercado, Michael	2024	Morton, Sparrow	1884	Novikoff, Lou	1946
Martin, Jerry	1974-78	Mercado, Oscar	2022	Moser, Walt	1906	Nunez, Abraham	2006-07
Martin, Renie	1984	Merrifield, Whit	2024	Moss, Brandon	2011	Nye, Ryan	1997-98
Martinez, Carmelo	1990	Mertes, Sam	1896	Mott, Bitsy	1945		
Martinez, Manny	1996	Mesa, Jose	2001-03; 07	Motz, Frank	1890		
Martinez, Michael	2011-13	Metz, Len	1923-25	Moyer, Jamie	2006-10	Oana, Prince	1934
Martinez, Pedro	2009	Meusel, Irish	1918-21	Mrozinski, Ron	1954-55	Oates, Johnny	1975-76
Martinez, Ramon	2005	Meyer, Ben	1925	Mueller, Heinie	1938-41	Oberholtzer, Brett	2016
Marty, Joe	1939-41	Meyer, Jack	1955-61	Mulcahy, Hugh	1935-40; 45-46	O'Brien, Frank	1923
Mason, Hank	1958; 60	Meyer, Russ	1949-52	Mullaholland, Terry	1989-93; 96	O'Connor, Frank	1893
Mason, Roger	1993-94	Micelotta, Bobby	1954-55	Mullen, Ford (Moon)	1944	O'Donnell, Harry	1927
Masters, Walt	1937	Michaels, Jason	2001-05	Mulligan, Dick	1946	O'Doul, Lefty	1929-30
Masterson, Paul	1940-42	Millbourne, Larry	1983	Mulvey, Joe	1883-89; 92	Oeschger, Joe	1914-19; 24
Mathews, Greg	1992	Miller, Bob	1949-58	Muniz, Manny	1971	Offerman, Jose	2005
Mathieson, Scott	2006; 10-11	Miller, Brad	2019; 21	Munninghoff, Scott	1980	Ogando, Nefi	2015
Maton, Nick	2021-22	Miller, Cyclone	1884	Munoz, Bobby	1994-97	Ogea, Chad	1999
Matteson, Henry	1914	Miller, Ed	1948-49	Muñoz, Yairo	2022	Oldis, Bob	1962-63
Matthews, Gary	1981-83	Miller, Elmer	1929	Munson, Red	1905	Oliveres, Omar	1995
Matthewson, Dale	1943-44	Miller, Hugh	1911	Murphy, Con	1884	Oliver, Al	1984
Matuszck, Len	1981-84	Miller, John	1920-21	Murphy, Dale	1990-92	Oliver, Gene	1967
Maul, Al	1887; 1900	Miller, Keith	1988-89	Murphy, Dummy	1914	O'Neal, Oran (Skinny)	1925; 27
Maun, Ernie	1926	Miller, Leo	1923	Murphy, Dwayne	1989	O'Neal, Randy	1989
Mauney, Dick	1945-47	Miller, Ralph	1920-21	Murphy, Ed	1898	O'Neill, John	1946
Mauser, Tim	1991; 93	Miller, Roy	1912-13	Murphy, Ed	1942	Ontiveros, Steve	1989-90
May, Derrick	1997	Miller, Russ	1927-28	Murphy, Morgan	1898; 1900	Oropesa, Eddie	2001
May, Pinky	1939-43	Miller, Stu	1956	Murray, Colton	2015-16	O'Rourke, Joe	1929
Mayberry Jr., John	2009-14	Miller, Trevor	2000	Murray, Glenn	1996	Orr, Pete	2011-13
Mayer, Ed	1890-91	Milllette, Joe	1992-93	Murray, Pat	1919	Orth, Al	1895-1901
Mayer, Erskine	1912-18	Millins, Walt	1939-41	Murray, Tom	1894	Ortiz, Luis	2023-24
Mayes, Paddy	1911	Milligan, John	1928-31	Murtaugh, Danny	1941-43; 46	Osborn, Fred	1907-09
Mayo, Jack	1948-53	Millwood, Kevin	2003-04	Mussill, Barney	1944	O'Sullivan, Sean	2014-15
Mazzera, Mike	1940	Minlar, Al	1946	Muzziotti, Simón	2022	Oswalt, Roy	2010-11
McAvoy, George	1914	Milner, Hoby	2017-18	Myers, Al	1885; 89-91	Otero, Ricky	1996-97
McBride, Bake	1977-81	Milton, Eric	2004	Myers, Bert	1900	Owens, Jim	1955-56; 58-62
McCarthy, Tommy	1886-87	Mimbs, Michael	1995-97	Myers, Brett	2002-09	Owens, Red	1899

ALL-TIME ROSTER

P

Pache, Cristian	2023-24
Packard, Gene	1919
Padden, Tommy	1943
Padgett, Don	1947-48
Padilla, Vicente	2000-05
Pagan, Jose	1973
Pall, Donn	1993
Palmer, David	1988
Palmer, Lowell	1969-71
Palys, Stan	1953-55
Papelbon, Jonathan	2012-15
Pardo, Al	1988-89
Paredes, Jimmy	2016
Parent, Mark	1997-98
Park, Chan Ho	2009
Parker, Blake	2019-20
Parker, Dixie	1923
Parkinson, Frank	1921-24
Parrett, Jeff	1989-90; 96
Parrilla, Sam	1970
Parrish, Lance	1987-88
Paskert, Dode	1911-17
Pasquariello, Mike	1919
Passeau, Claude	1936-39
Paulette, Gene	1919-20
Paulino, David	2021
Peacock, Johnny	1944-45
Pearce, Frank	1933-35
Pearce, Harry	1917-19
Pearson, Ike	1939-42; 46
Peel, Homer	1929
Peguero, Julio	1992
Pellagrini, Eddie	1951
Pena, Roberto	1968
Pence, Hunter	2011-12
Penson, Paul	1954
Peraza, Luis	1969
Perez, Juan	2011
Perez, Tomas	2000-05
Perez, Tony	1983
Perez, Yorkis	1998-99
Perkins, Cameron	2017
Person, Robert	1999-2002
Peterman, Bill	1942
Peters, John	1921-22
Peterson, Kent	1952-53
Pettibone, Jonathan	2013-14
Pettit, Leon	1937
Pezzullo, Pretzels	1935-36
Pfeil, Bobby	1971
Phelps, David	2020
Philly, Dave	1958-60
Phillips, Adolfo	1964-66
Phillips, Buz	1930
Phillips, J.R.	1996
Phillips, Taylor	1959-60
Phillips, Tyler	2024
Piatt, Wiley	1898-1900
Piccuto, Nick	1945
Pickrel, Clarence	1933
Pickup, Ty	1918
Pierce, Ray	1925-26
Pierce, Dick	1883
Pierre, Juan	2012
Pillette, Duane	1956
Pina, Horacio	1978
Pinto, Bill	1922-24
Pinto, Ricardo	2017-24
Pirela, José	2019
Pitko, Alex	1938
Pittinger, Charles	1905-07
Pivetta, Nick	2017-20
Plattensberg, Erik	1997
Plasmeyer, Michael	2022-23
Plesac, Dan	2002-03
Plock, Walter	1891
Plouffe, Trevor	2018

Podgajny, Johnny	1940-43
Poff, John	1979
Poindexter, Jennings	1939
Polanco, Placido	2002-05; 10-12
Poland, Hugh	1947
Politte, Cliff	1999-2002
Poole, Jim	1999
Porto, Al	1948
Portugal, Mark	1997-98
Possehl, Lou	1946-48; 51-52
Post, Wally	1958-60
Powell, Brian	2004
Powell, Jake	1945
Power, Vic	1964
Powers, Les	1939
Pratt, Todd	1992-94; 2001-05
Prendergast, Mike	1918-19
Pridie, Jason	2012
Prim, Ray	1935
Prince, Tom	1999-2000
Pritchett, Chris	2000
Proly, Mike	1981
Pruett, Hub	1927-28
Puckett, Troy	1911
Punto, Nick	2001-03
Purcell, Blondie	1883-84
Purnell, Jesse	1904
Pyle, Shadow	1884

Q

Qualls, Chad	2012
Qualters, Tom	1953; 57-58
Quantrell, Paul	1994-95
Quinlan, Tom	1994
Quinn, John	1911
Quinn, Roman	2016; 2018-22
Quintero, Humberto	2013
Quirico, Rafael	1996

R

Rader, Dave	1979
Rader, Don	1921
Raffensberger, Ken	1943-47
Raffo, Al	1969
Ragan, Pat	1923
Ragland, Frank	1933
Rambo, Pete	1926
Ramirez, Elizardo	2004
Ramirez, J.C.	2013
Ramos, Edgar	1997
Ramos, Edubray	2016-19
Ramos, Pedro	1967
Ramos, Wilson	2018
Ransom, Cody	2010
Rapp, Joseph	1921-23
Rawley, Shane	1984-88
Rawlings, Johnny	1920-21
Raymond, Lou	1919
Ready, Randy	1989-91; 94-95
Realmuto, J.T.	2019-
Reams, Leroy	1969
Rebel, Art	1938
Redus, Gary	1986
Reed, Jerry	1981-82
Reed, Milt	1913-14
Reed, Ron	1976-83
Register, Steven	2009
Reid, Scott	1969-70
Reilly, Charlie	1892-95
Reis, Tommy	1938
Relaford, Desi	1996-2000
Rementer, Butch	1904
Remsen, Jack	1884
Rensa, Tony	1930-31
Repulski, Rip	1957-58
Revere, Ben	2013-15
Reyes, Carlos	2000
Reynolds, Ken	1970-72

Reynolds, Ronn	1986
Rhem, Flint	1932-33
Rhodes, Arthur	2006
Ricci, Chuck	1995
Rice, Bob	1926
Richardson, Ken	1946
Richbourg, Lance	1921
Richert, Pete	1974
Richie, Lew	1906-09
Ridzik, Steve	1950; 52-55; 66
Riley, Lee	1944
Ring, Jimmy	1921-25; 28
Ringo, Frank	1883-84
Rios, Yacksel	2017-19
Ripple, Charlie	1944-46
Ritchie, Wally	1987-88; 91-92
Ritter, Hank	1912
Rivera, Ben	1992-94
Rixey, Eppa	1912-17; 19-20
Rizzo, Johnny	1940-41
Roa, Joe	2002-03
Roach, Mel	1962
Roberson, Chris	2006-07
Roberts, Dave W.	1982
Roberts, Ken	2015
Roberts, Robin	1948-61
Robertson, David	2019; 22
Robertson, Mike	1997
Robertson, Nate	2010
Robinson, Bill	1972-74; 82-83
Robinson, Craig	1972-73
Robinson, Don	1992
Robinson, Humberto	1959-60
Robles, Mauricio	2013
Rodriguez, Felix	2004
Rodriguez, Joely	2016-17
Rodriguez, Pedro (Freddy)	1959
Rodriguez, Sean	2019
Roebuck, Ed	1964-66
Roenicke, Ron	1986-87
Rogodzinski, Mike	1973-75
Rogovin, Saul	1955-57
Rojas, Cookie	1963-69
Rojas, Johan	2023-
Rolen, Scott	1996-2002
Rollins, Jimmy	2000-14
Romero, J.C.	2007-11
Romero, JoJo	2020-22
Rosario, Francisco	2007
Rose, Pete	1979-83
Rosenberg, B.J.	2012-14
Rosin, Seth	2015
Ross, Bob	1956
Rossman, Bubby	2022
Rosso, Ramón	2020-21
Roth, Frank	1903-04
Rowan, Jack	1911
Rowand, Aaron	2006-07
Rowe, Schoolboy	1943; 46-49
Rowell, Bama	1948
Roy, Charles	1906
Roy, Luther	1929
Roznovsky, Vic	1969
Ruble, Bill	1934
Rucker, Dave	1985-86
Rudolph, John	1903
Ruf, Darin	2012-16
Ruffcorn, Scott	1997
Ruffin, Bruce	1986-91
Ruiz, Carlos	2006-16
Ruiz, José	2024
Rupp, Cameron	2013-17
Russell, James	2016
Russell, John	1984-88
Ruthven, Dick	1973-75; 78-83
Ryal, Mark	1989
Ryan, Connie	1952-53
Ryan, John	1935

Ryan, Ken	1996-99
Ryan, Mike	1968-73

S

Sadowski, Bob	1961
Salas, Fernando	2019
Salisbury, Bill	1902
Salvo, Manny	1943
Samuel, Juan	1983-89
Sanches, Brian	2006; 12
Sanchez, Alejandro	1982-83
Sánchez, Cristopher	2021-
Sand, Heinie	1923-28
Sandberg, Ryne	1981
Sanders, Ben	1888-89
Sandoval, Danny	2005-06
Sands, Donny	2022
Sanford, Jack	1956-58
Sanicki, Ed	1949; 51
Santana, Carlos	2018
Santana, Julio	2006
Santiago, Benito	1996
Santiago, Jose	2001-02
Sardinha, Dane	2010-11
Saucier, Kevin	1978-80
Saunders, Michael	2017
Savage, Harold	1912
Savage, Ted	1962
Savery, Joe	2011-13
Sawatski, Carl	1958-59
Saylor, Phil	1891
Scanlon, Frank	1909
Scarce, Mac	1972-74
Scarritt, Russ	1932
Scarsone, Steve	1992
Schaffer, Jim	1966-67
Schall, Gene	1995-96
Schanz, Charley	1944-47
Scharen, George	1937-40
Schatzeder, Dan	1986-87
Scheible, John	1894
Schell, Danny	1954-55
Scherrer, Bill	1988
Schesler, Dutch	1931
Schettler, Lou	1910
Schierholtz, Nate	2012
Schilling, Curt	1992-2000
Schmidt, Fred	1947
Schmidt, Mike	1972-89
Schneider, Brian	2010-12
Schott, Gene	1939
Schrenk, Steve	1999-2000
Schrivver, Pop	1888-90
Schroll, Al	1959
Schu, Rick	1984-87; 91
Schueler, Ron	1974-76
Schulmerich, Wes	1933-34
Schulte, Frank	1917
Schulte, Herman	1940
Schulte, John	1928
Schultz, Howie	1947-48
Schultz, Joe	1924-25
Schultze, John	1891
Schuster, Patrick	2016
Schwarber, Kyle	2022-
Schwimer, Michael	2011-12
Scott, Jack	1927
Scott, LeGrant	1939
Scott, Marshall	1945
Seanez, Rudy	2008
Searcy, Steve	1991-92
Seaton, Tom	1912-13
Sebra, Bob	1988-89
Sedgwick, Duke	1921
Sefcik, Kevin	1995-2000
Segovia, Zack	2007
Segura, Jean	2019-22
Selma, Dick	1970-73

ALL-TIME ROSTER

Seeminick, Andy	1943-51; 55-57	Stainback, Tuck	1938	Therrien, Jesen	2017	Verdel, Al	1944
Semprouch, Ray	1958-59	Stairs, Matt	2008-09	Thevenou, Tommy	1929-30	Vergez, Johnny	1935-36
Sentell, Paul	1906-07	Stallings, George	1897-98	Thigpen, Bobby	1993	Vickery, Tom	1890; 93
Seoane, Manny	1977	Stancecu, Charley	1946	Thoenen, Dick	1967	Viciorino, Shane	2005-12
Service, Scott	1988	Stanicek, Steve	1989	Thomas, Bill	1902	Vierling, Matt	2021-22
Shantz, Bobby	1964	Stanley, John	1911	Thomas, Derrel	1985	Vincent, Nick	2019
Sharrott, John	1893	Starr, Charlie	1909	Thomas, Frank	1964-65	Vines, Bob	1925
Shea, Mervyn	1944	Stassi, Brock	2017	Thomas, Roy	1899-1908; 10-11	Vinton, Bill	1884-85
Shea, Nap	1902	Stearns, John	1974	Thomas, Tommy	1935	Virgil, Ozzie	1980-85
Shean, Dave	1908-09	Stevens, Morrie	1964-65	Thomas, Valmy	1959	Vorhees, Cy	1902
Sheerin, Charles	1936	Stein, Justin	1938	Thomason, Erskine	1974	Vosberg, Ed	2000-01
Shepherd, Keith	1992	Steinbrenner, Gene	1912	Thome, Jim	2003-05; 12	Vukovich, George	1980-82
Sherlock, John	1930	Steineder, Ray	1924	Thompson, Fresco	1927-30	Vukovich, John	1970-71; 76-77; 79-81
Shields, Ben	1931	Stengel, Casey	1920-21	Thompson, Jake	2016-18		
Shilling, Jim	1939	Stephenson, Dummy	1892	Thompson, Jocko	1948-51		
Shindle, Bill	1891	Stephenson, Garrett	1997-98	Thompson, Milt	1986-88; 93-94		
Shipanoff, Dave	1985	Stephenson, Walter	1937	Thompson, Sam	1889-98		
Shockley, Costen	1964	Stevens, Bobby	1931	Thon, Dickie	1989-91		
Short, Chris	1959-72	Stevenson, Cal	2024	Thornton, John	1891-92		
Shugart, Frank	1897	Stewart, Dave	1985-86	Thurston, Joe	2006		
Shultz, Wallace	1911-12	Stewart, Glen	1943-44	Tierney, Cotton	1923		
Shumaker, Anthony	1999	Stewart, Neb	1940	Timlin, Mike	2002		
Shuman, Harry	1944	Stinnett, Kelly	2003	Tincup, Ben	1914-16; 18		
Sicking, Eddie	1919	Stock, Milt	1915-18	Tinsley, Lee	1996		
Siegrist, Kevin	2017	Stocker, Kevin	1993-97	Titcomb, Cannonball	1886		
Sievers, Roy	1962-64	Stone, Gene	1969	Titus, John	1903-12		
Sigman, Tripp	1929-30	Stone, Jeff	1983-87	Todd, Al	1932-35		
Silva, Carlos	2002-03	Stone, Ron	1969-72	Tolan, Bobby	1976-77		
Silvestri, Ken	1949-51	Stoner, Lil	1931	Toliver, Fred	1985-87		
Simmons, Curt	1947-50; 52-60	Stott, Bryson	2022-	Torgeson, Earl	1955-55		
Simon, Randall	2006	Stoviak, Ray	1938	Torre, Frank	1962-63		
Simpson, Wayne	1975	Strahm, Matt	2023-	Torreyes, Ronald	2020-21		
Singleton, John	1922	Strike, John	1886	Tovar, Cesar	1973		
Sisler, Dick	1948-51	Strincevich, Nick	1948	Townsend, John	1901		
Sivess, Pete	1936-38	Stuart, Dick	1965	Tracy, Andy	2008		
Sixsmith Ed	1884	Stubbs, Garrett	2022-	Tragesser, Walt	1919-20		
Sizemore, Grady	2014-15	Stuffel, Paul	1950; 52-53	Triandos, Gus	1964-65		
Sizemore, Ted	1977-78	Stumpf, Daniel	2016	Trillo, Manny	1979-82		
Slagle, Jimmy	1900-01	Stutes, Michael	2011-13	Trinkle, Ken	1949		
Slaughter, Barney	1910	Stutz, George	1926	Triplett, Coaker	1943-45		
Slocumb, Heathcliff	1994-95	Suárez, Ranger	2018-	Tucker, Michael	2005		
Smalley, Roy	1955-58	Suhr, Gus	1939-40	Turnbull, Spencer	2024		
Smith, Al	1938-39	Sulik, Ernie	1936	Turner, Shane	1988		
Smith, Bobby Gene	1960-61	Sullivan, Frank	1961-62	Turner, Trea	2023-		
Smith, Billy	1962	Sullivan, Joe	1894-96	Turner, Tuck	1893-96		
Smith, Charley	1961	Sulivan, John	1968	Twitchell, Wayne	1971-77		
Smith, Edgar	1883	Sullivan, Tom	1922	Tyng, Jim	1888		
Smith, George	1919-22	Sunday, Billy	1890	Tyson, Turkey	1944		
Smith, Jacob	1911	Surhoff, Rich	1985				
Smith, Jimmy	1921-22	Susce, George	1929				
Smith, Lonnie	1978-81	Susdorf, Stephen	2013				
Smith, Matt	2006	Sutherland, Gary	1966-68				
Smith, Phenomenal	1890-91	Sutthoff, Jack	1904-05				
Smith, Tom	1895	Sveum, Dale	1992				
Smoll, Clyde (Lefty)	1940	Sweeney, Darnell	2015				
Smyly, Drew	2019	Sweeney, Mike	2010				
Smythe, Bill	1929-30	Sweetland, Les	1927-30				
Snelling, Chris	2008	Swindle, R.J.	2008				
Sorrell, Bill	1965	Syndergaard, Noah	2022				
Sosa, Edmundo	2022-						
Soto, Denny	1926; 28-30						
Soto, Gregory	2023-24						
Spalding, Dick	1927						
Sparks, Tully	1897; 1903-10						
Speece, Bryon	1930						
Spencer, Ed	1911						
Sperry, Stan	1936						
Spindel, Hal	1945-46						
Spoljaric, Paul	1999						
Spotts, Jim	1930						
Spradlin, Jerry	1997-98						
Spragins, Homer	1947						
Spring, Jack	1955						
Springer, Dennis	1995						
Springer, Russ	1995-96						
Sproull, Charlie	1945						
Stack, Eddie	1910-11						

ALL-TIME ROSTER

Werth, Jayson	2007-10	Whitted, George	1915-19	Wine, Bobby	1960; 62-68	Y	
West, David	1993-96	Wigginton, Ty	2012	Winston, Darrin	1997-98	Yarnall, Rusty	1926
Westlake, Jim	1955	Wilber, Del	1951-52	Winters, Jesse	1921-23	Yeabsley, Bert	1919
Westlake, Wally	1956	Wilhelm, Kaiser	1921	Wise, Rick	1964; 66-71	Yingling, Joe	1894
Weston, Mickey	1992	Williams, Cy	1918-30	Withrow, Frank	1920; 22	Youmans, Floyd	1989
Weyhing, Gus	1892-95	Williams, George	1961	Wockenfuss, John	1984-85	Young, Bobby	1958
Wheat, Mack	1920-21	Williams, Jerome	2014-15	Woehr, Andy	1923-24	Young, Del	1937-40
Wheeler, George	1896-99	Williams, Luke	2021	Wolf, Randy	1999-2006	Young, Delmon	2013
Wheeler, Zack	2020-	Williams, Mike	1992-96; 2003	Wolff, Bill	1902	Young, Dick	1951-52
White, Bill	1966-68	Williams, Mitch	1991-93	Wolstenholme, Abe	1883	Young, Michael	2013
White, C.B.	1883	Williams, Nick	2017-19	Wolverton, Harry	1900-04	Young, Mike	1988
White, Deke	1895	Williams, Walt	1903	Wood, George	1886-89		
White, Doc	1901-02	Willingham, Tom	1931-33	Wood, Pete	1889	Z	
White, Rick	2006	Willoughby, Claude	1925-30	Woods, Jim	1960-61	Zachary, Tom	1936
White, Sammy	1962	Wilson, Billy	1969-73	Woodward, Frank	1918-19	Zachry, Pat	1985
Whiten, Mark	1995-96	Wilson, Glenn	1984-87	Wooten, Shawn	2004	Zagurski, Mike	2007; 10-11
Whiteside, Matt	1998	Wilson, Hack	1934	Workman, Brandon	2020	Zeile, Todd	1996
Whiting, Jesse	1902	Wilson, Jim	1923-28; 34-38	Worley, Vance	2010-12	Ziegler, Charlie	1900
Whitman, Dick	1950-51	Wilson, Maxie	1940	Worrell, Tim	2004-05	Zimmer, Bradley	2022
Whitney, Pinky	1928-33; 36-39	Wilson, Weston	2023-	Wrightstone, Russ	1920-28	Zimmer, Chief	1903
Whitrock, Bill	1896	Wiltse, Hal	1931	Wyatt, Whit	1945	Zuber, Jon	1996; 98
				Wyrostek, Johnny	1946-47; 52-54		

MANAGERS

There have been 56 managers of the Phillies.

YEAR(S)	NAME	GAMES	W	L	T	PCT	YEAR(S)	NAME	GAMES	W	L	T	PCT
1883	Bob Ferguson	17	4	13	0	.235	1948-1952	Eddie Sawyer	591	296	292	3	.503
1883	Bill Purcell	82	13	68	1	.160	1952-1954	Steve O'Neill	324	182	140	2	.565
1884-1890	Harry Wright	755	387	351	17	.524	1954	Terry Moore	77	35	42	0	.455
1890	Jack Clements	19	13	6	0	.684	1955-1958	Mayo Smith	547	264	281	2	.484
1890	Al Reach	11	4	7	0	.364	1958-1960	Eddie Sawyer	227	94	132	1	.416
1890	Bob Allen	35	25	10	0	.714	1960	Andy Cohen	1	1	0	0	1.000
1890-1893	Harry Wright	472	249	215	8	.537	1960-1968	Gene Mauch	1331	645	684	2	.485
1894-1895	Arthur Irwin	263	149	110	4	.575	1968	George Myatt	2	2	0	0	1.000
1896	Billy Nash	131	62	68	1	.477	1968-1969	Bob Skinner	215	92	123	0	.423
1897-1898	George Stallings	180	74	104	2	.416	1969	George Myatt	54	19	35	0	.352
1898-1902	Bill Shettsline	677	367	303	7	.548	1970-1972	Frank Lucchesi	399	166	233	0	.416
1903	Chief Zimmer	139	49	86	4	.363	1972	Paul Owens	80	33	47	0	.413
1904-1906	Hugh Duffy	464	206	251	7	.451	1973-1979	Danny Ozark	1105	594	510	1	.538
1907-1909	Bill Murray	458	240	214	4	.529	1979-1981	Dallas Green	299	169	130	0	.565
1910-1914	Red Dooin	775	392	370	13	.514	1982-1983	Pat Corrales	248	132	115	1	.534
1915-1918	Pat Moran	586	323	257	6	.557	1983-1984	Paul Owens	239	128	111	0	.536
1919	Jack Coombs	62	18	44	0	.290	1985-1987	John Felske	384	190	194	0	.495
1919-1920	Gavvy Cravath	229	91	137	1	.399	1987-1988	Lee Elia	254	111	142	1	.439
1921	Bill Donovan	102	31	71	0	.304	1988	John Vukovich	9	5	4	0	.556
1921-1922	Kaiser Wilhelm	206	77	128	1	.376	1989-1991	Nick Leyva	338	148	189	1	.439
1923-1926	Art Fletcher	612	231	378	3	.379	1991-1996	Jim Fregosi	894	431	463	0	.482
1927	Stuffy McInnis	155	51	103	1	.331	1997-2000	Terry Francona	648	285	363	0	.440
1928-1933	Burt Shotton	923	370	549	4	.403	2001-2004	Larry Bowa	645	337	308	0	.522
1934-1938	Jimmy Wilson	763	280	477	6	.370	2004	Gary Varsho	2	1	1	0	.500
1938	Hans Lobert	2	0	2	0	.000	2005-2013	Charlie Manuel	1416	780	636	0	.551
1939-1941	Doc Prothro	460	138	320	2	.301	2013-2015	Ryne Sandberg	278	119	159	0	.428
1942	Hans Lobert	151	42	109	0	.278	2015-2017	Pete Mackanin	412	174	238	0	.422
1943	Bucky Harris	95	40	53	2	.430	2018-2019	Gabe Kapler	324	161	163	0	.497
1943-1945	Fred Fitzsimmons	283	102	179	2	.363	2020-2022	Joe Girardi	273	132	141	0	.484
1945-1948	Ben Chapman	476	197	277	2	.416	2022-	Rob Thomson	435	250	185	0	.575
1948	Dusty Cooke	13	6	6	1	.500							

Two-term managers and their records: Wright (636-566); Sawyer (390-424); Lobert (42-111); Myatt (21-35); Owens (161-158)

ALL-TIME COACHES ROSTER

*Amaro, Ruben	1980-81	Felske, John	1984	Mayo, Eddie	1952-54	*Samuel, Juan	2011-17
Bengough, Benny	1946-58	Ferrick, Tom	1959	McClure, Bob	2014-17	*#Sandberg, Ryne	2013
Beringer, Carroll	1973-78	Figueroa, Paco	2019-	McDonnell, Maje	1948-57	Scott, Tony	2001-03
Billmeyer, Mick	2004-13	Flores, José David	2018	McLaren, John	2016-17	*Seminick, Andy	1957-58; 67-69
Bombard, Marc	2005-06	Gott, Jim	2018-20	*McLish, Cal	1965-66	*Shea, Merv	1944-45
*#Bowa, Larry	1988-96; 2014-17	*Gross, Greg	2001-04; 10-12	McRae, Hal	1997-2000	Shepard, Larry	1967
Bristol, Dave	1982-85; 88	Guerrero, Pedro	2018-21	Meacham, Bobby	2020-22	Smith, Steve	2007-08
Brodzinski, Greg	2020-21	*Hebner, Rich	2001	Menke, Denis	1989-96	*Spalding, Dick	1934-36
Calitri, Mike	2022-	Henderson, Ramon	1998-2008	*Meyer, Ben	1925-26	*Stairs, Matt	2017
Camilli, Jason	2022-23	Henderson, Steve	2013-16	Mills, Brad	1997-2000	Starlette, Herm	1979-81
Carter, Dick	1959-60	*Hoak, Don	1967	Mizerock, John	2014-15	Stumpo, Bob	2018-21
*Cash, Dave	1996	Hunter, Fred	1928-31; 33	*Morandini, Mickey	2016-17	Sugden, Joe	1926-27
*Castro, Juan	2020-21	*Johnson, Deron	1982-84	Moses, Wally	1955-58	Tannehill, Jesse	1920
Cisco, Galen	1997-2000	*Johnson, Syl	1939-41	Murphy, Dan	1927	*Taylor, Tony	1977-79; 88-89
Cohen, Andy	1960	*Jonnard, Bubber	1935	Myatt, George	1964-72	*Thompson, Milt	2004-10
Combs, Earle	1954	Joyner, Wally	2013	Nichols, Rod	2013-15	#Thomson, Rob	2018-22
Conroy, Wid	1922	Kaplan, Brian	2022-24	*Oldis, Bob	1964-66	Tiefenauer, Bob	1979
Cooke, Dusty	1948-52	Kerrigan, Joe	2003-04	Onslow, John	1931-32	*Unser, Del	1985-88
Cotham, Caleb	2021-	*Killefer, Bill	1942	Osteen, Claude	1982-88	*#Varsho, Gary	2002-06
Cottier, Chuck	1997-2000	*Klein, Chuck	1942-45	Peña, Rafael	2024	Velandia, Jorge	2015
*#Cravath, Gavvy	1923	*Knowles, Darold	1989-90	Perkins, Cy	1946-54	Vincent, Al	1961-63
*Culp, Benny	1946-47	Kranitz, Rick	2016-18	Perlozzo, Sam	2009-12	*#Vukovich, John	1988-2004
Dancy, Bill	2005-06	Lanier, Hal	1990-91	Podres, Johnny	1991-96	Wathan, Dusty	2018-
Davenport, Jim	1986-87	Lemon, Bob	1961	Posedel, Bill	1958	Whitehill, Earl	1943
Davis, Brandy	1972	Lind, Dustin	2024	Price, Bryan	2020	Widmar, Al	1962-64; 68-69
DeMars, Billy	1969-81	*#Lobert, Hans	1934-41	*Ragan, Pat	1924	*#Wilhelm, Kaiser	1921
Dickerson, Bobby	2019; 22-	Long, Kevin	2022-	Ramos, Cesar	2024	Williams, Jimmy	2007-08
Dillon, Joe	2020-21	Lopes, Davey	2007-10	Riddle, Johnny	1959	*Wine, Bobby	1972-83
Driver, Craig	2018-19	*Lowrey, Peanuts	1960-66	Rigoli, Joe	1996-97	Wright, Jim	1996
Dubee, Rich	2005-13	Lundquist, Dave	2019-23	Rippelmeyer, Ray	1970-78	*Wyatt, Whit	1955-57
Earnshaw, George	1949-50	*#Mackanin, Pete	2009-12; 14-15	Roberts, Mel	1992-95	Young, Chris	2018-19
*Edwards, Doc	1970-72	Mallee, John	2018-19	Ruhle, Vern	2001-02		
#Elia, Lee	1980-81; 85-87	#Manuel, Charlie	2019	*Ryan, Mike	1980-95		

* Played for the Phillies # Managed the Phillies

YEAR-BY-YEAR FINISH

YEAR	MANAGER(S)	FINISH	W-L-T	PCT	ATTENDANCE
8-TEAM LEAGUE					
1883	Bob Ferguson & Bill Purcell	8	17-81-1	.173	55,992
1884	Harry Wright	6	39-73-1	.348	100,475
1885	Harry Wright	3	56-54-1	.509	150,698
1886	Harry Wright	4	71-43-5	.623	175,623
1887	Harry Wright	2	75-48-5	.610	253,671
1888	Harry Wright	3	69-61-1	.531	151,804
1889	Harry Wright	4	63-64-3	.496	281,869
1890	Harry Wright, Jack Clements, Al Reach & Bob Allen	3	78-53-1	.595	148,366
1891	Harry Wright	4	68-69-1	.496	217,282
12-TEAM LEAGUE					
1892	Harry Wright	4	87-66-1	.569	193,731
1893	Harry Wright	4	72-57-4	.558	293,019
1894	Arthur Irwin	4	71-57-1	.555	352,773
1895	Arthur Irwin	3	78-53-2	.595	474,971
1896	Billy Nash	8	62-68-0	.477	357,025
1897	George Stallings	10	55-77-2	.417	288,816
1898	George Stallings & Bill Shettsline	6	78-71-1	.523	265,414
1899	Bill Shettsline	3	94-58-2	.618	388,933
8-TEAM LEAGUE					
1900	Bill Shettsline	3	75-63-3	.543	301,913
1901	Bill Shettsline	2	83-57-0	.593	234,937
1902	Bill Shettsline	7	56-81-1	.409	112,066
1903	Chief Zimmer	7	49-86-4	.363	151,729
1904	Hugh Duffy	8	52-100-3	.342	140,771
1905	Hugh Duffy	4	83-69-3	.546	317,932

YEAR-BY-YEAR FINISH

YEAR	MANAGER(S)	FINISH	W-L-T	PCT	ATTENDANCE
1906	Hugh Duffy	4	71-82-1	.464	294,680
1907	Bill Murray	3	83-64-2	.565	341,216
1908	Bill Murray	4	83-71-1	.539	420,660
1909	Bill Murray	5	74-79-1	.484	303,177
1910	Red Dooin	4	78-75-4	.510	296,597
1911	Red Dooin	4	79-73-1	.520	416,000
1912	Red Dooin	5	73-79-0	.480	250,000
1913	Red Dooin	2	88-63-8	.583	470,000
1914	Red Dooin	6	74-80-0	.481	138,474
1915	Pat Moran	1	90-62-1	.592	449,898
1916	Pat Moran	2	91-62-1	.595	515,365
1917	Pat Moran	2	87-65-2	.572	354,428
1918	Pat Moran	6	55-68-2	.447	122,266
1919	Jack Coombs & Gavvy Cravath	8	47-90-1	.343	240,424
1920	Gavvy Cravath	8	62-91-0	.405	330,998
1921	Bill Donovan & Kaiser Wilhelm	8	51-103-0	.331	273,961
1922	Kaiser Wilhelm	7	57-96-1	.373	232,471
1923	Art Fletcher	8	50-104-1	.325	228,168
1924	Art Fletcher	7	55-96-1	.364	299,818
1925	Art Fletcher	T6	68-85-0	.444	304,905
1926	Art Fletcher	8	58-93-1	.384	240,600
1927	Stuffy McInnis	8	51-103-1	.331	305,420
1928	Burt Shotton	8	43-109-0	.283	182,168
1929	Burt Shotton	5	71-82-1	.464	281,200
1930	Burt Shotton	8	52-102-2	.338	299,007
1931	Burt Shotton	6	66-88-1	.429	284,849
1932	Burt Shotton	4	78-76-0	.506	268,914
1933	Burt Shotton	7	60-92-0	.395	156,421
1934	Jimmy Wilson	7	56-93-0	.376	169,885
1935	Jimmy Wilson	7	64-89-3	.418	205,470
1936	Jimmy Wilson	8	54-100-0	.351	249,219
1937	Jimmy Wilson	7	61-92-2	.399	212,790
1938	Jimmy Wilson & Hans Lobert	8	45-105-1	.300	161,111
1939	Doc Prothro	8	45-106-1	.298	277,973
1940	Doc Prothro	8	50-103-0	.327	207,177
1941	Doc Prothro	8	43-111-1	.279	231,401
1942	Hans Lobert	8	42-109-0	.278	230,183
1943	Bucky Harris & Fred Fitzsimmons	7	64-90-3	.416	466,975
1944	Fred Fitzsimmons	8	61-92-1	.399	369,586
1945	Fred Fitzsimmons & Ben Chapman	8	46-108-0	.299	285,057
1946	Ben Chapman	5	69-85-1	.448	1,045,247
1947	Ben Chapman	T7	62-92-1	.403	907,332
1948	Ben Chapman, Dusty Cooke & Eddie Sawyer	6	66-88-1	.429	767,429
1949	Eddie Sawyer	3	81-73-0	.526	819,698
1950	Eddie Sawyer	1	91-63-3	.591	1,217,035
1951	Eddie Sawyer	5	73-81-0	.474	937,658
1952	Eddie Sawyer & Steve O'Neill	4	87-67-0	.565	755,417
1953	Steve O'Neill	T3	83-71-2	.539	853,644
1954	Steve O'Neill & Terry Moore	4	75-79-0	.487	738,991
1955	Mayo Smith	4	77-77-0	.500	922,886
1956	Mayo Smith	5	71-83-0	.461	934,798
1957	Mayo Smith	5	77-77-2	.500	1,146,230
1958	Mayo Smith & Eddie Sawyer	8	69-85-0	.448	931,110
1959	Eddie Sawyer	8	64-90-1	.416	802,815
1960	Eddie Sawyer, Andy Cohen & Gene Mauch	8	59-95-0	.383	862,205
1961	Gene Mauch	8	47-107-1	.305	590,205
10-TEAM LEAGUE					
1962	Gene Mauch	7	81-80-0	.503	762,034
1963	Gene Mauch	4	87-75-0	.537	907,141
1964	Gene Mauch	T2	92-70-0	.568	1,425,891
1965	Gene Mauch	6	85-76-1	.528	1,166,376
1966	Gene Mauch	4	87-75-0	.537	1,108,201
1967	Gene Mauch	5	82-80-0	.506	828,888
1968	Gene Mauch, George Myatt & Bob Skinner	T7	76-86-0	.469	664,546

YEAR-BY-YEAR FINISH

YEAR	MANAGER(S)	FINISH	W-L-T	PCT	ATTENDANCE
TWO 6-TEAM DIVISIONS					
1969	Bob Skinner & George Myatt	5	63-99-0	.389	519,414
1970	Frank Lucchesi	5	73-88-0	.453	708,247
1971	Frank Lucchesi	6	67-95-0	.414	1,511,223
1972	Frank Lucchesi & Paul Owens	6	59-97-0	.378	1,343,329
1973	Danny Ozark	6	71-91-0	.438	1,475,934
1974	Danny Ozark	3	80-82-0	.494	1,808,648
1975	Danny Ozark	2	86-76-0	.531	1,909,233
1976	Danny Ozark	†1	101-61-0	.623	2,480,150
1977	Danny Ozark	†1	101-61-0	.623	2,700,070
1978	Danny Ozark	†1	90-72-0	.556	2,583,389
1979	Danny Ozark & Dallas Green	4	84-78-1	.519	2,775,011
1980	Dallas Green	†1	91-71-0	.562	2,651,650
1981	Dallas Green	#3	59-48-0	.551	1,638,932
1982	Pat Corrales	2	89-73-0	.549	2,376,394
1983	Pat Corrales & Paul Owens	†1	90-72-1	.556	2,128,339
1984	Paul Owens	4	81-81-0	.500	2,062,696
1985	John Felske	5	75-87-0	.463	1,830,350
1986	John Felske	2	86-75-0	.534	1,933,355
1987	John Felske & Lee Elia	T4	80-82-0	.494	2,100,110
1988	Lee Elia & John Vukovich	6	65-96-1	.404	1,990,041
1989	Nick Leyva	6	67-95-1	.414	1,861,985
1990	Nick Leyva	T4	77-85-0	.475	1,992,484
1991	Nick Leyva & Jim Fregosi	3	78-84-0	.481	2,050,012
1992	Jim Fregosi	6	70-92-0	.432	1,927,448
TWO 7-TEAM DIVISIONS					
1993	Jim Fregosi	†1	97-65-0	.599	3,137,674
THREE DIVISIONS (one 4-team, two 5-team)					
1994	Jim Fregosi	4	54-61-0	.470	2,290,971
1995	Jim Fregosi	T2	69-75-0	.479	2,043,588
1996	Jim Fregosi	5	67-95-0	.414	1,801,677
1997	Terry Francona	5	68-94-0	.420	1,490,638
THREE DIVISIONS (one 6-team, two 5-team)					
1998	Terry Francona	3	75-87-0	.463	1,715,702
1999	Terry Francona	3	77-85-0	.475	1,825,337
2000	Terry Francona	5	65-97-0	.401	1,612,769
2001	Larry Bowa	2	86-76-0	.531	1,782,054
2002	Larry Bowa	3	80-81-0	.497	1,618,141
2003	Larry Bowa	3	86-76-0	.531	2,259,948
2004	Larry Bowa & Gary Varsho	2	86-76-0	.531	3,250,092
2005	Charlie Manuel	2	88-74-0	.543	2,665,304
2006	Charlie Manuel	2	85-77-0	.525	2,701,815
2007	Charlie Manuel	†1	89-73-0	.549	3,108,325
2008	Charlie Manuel	†1	92-70-0	.568	3,422,583
2009	Charlie Manuel	†1	93-69-0	.574	3,600,693
2010	Charlie Manuel	†1	97-65-0	.599	3,647,249
2011	Charlie Manuel	†1	102-60-0	.630	3,680,718
2012	Charlie Manuel	3	81-81-0	.500	3,565,718
THREE DIVISIONS (5 teams each)					
2013	Charlie Manuel & Ryne Sandberg	4	73-89-0	.451	3,012,403
2014	Ryne Sandberg	5	73-89-0	.451	2,423,852
2015	Ryne Sandberg & Pete Mackanin	5	63-99-0	.389	1,831,080
2016	Pete Mackanin	4	71-91-0	.438	1,915,144
2017	Pete Mackanin	5	66-96-0	.407	1,905,354
2018	Gabe Kapler	3	80-82-0	.494	^2,155,695
2019	Gabe Kapler	4	81-81-0	.500	2,727,421
2020	Joe Girardi	3	28-32-0	.467	»None
2021	Joe Girardi	2	82-80-0	.506	1,515,888
2022	Joe Girardi & Rob Thomson	3	87-75-0	.537	2,276,736
2023	Rob Thomson	*2	90-72-0	.556	3,052,605
2024	Rob Thomson	†1	95-67-0	.586	[#] 3,363,712
					161,633,829

World Champions; National League Champions; † NL Eastern Division Champions; * Clinched Wild Card berth;

Won 1st half (34-21, 1½ games ahead); third in 2nd half; ^ Does not include attendance for 8/19 game at Williamsport;

» 2020 regular season was played without fans due to the COVID-19 pandemic; * Includes 6/9 game in London

IMPORTANT DATES

CLINCHING DATES

September 17	Phillies win 2011 NL East Title vs STL – Game 150
September 23	Phillies win 2024 NL East Title vs CHI – Game 157
September 26	Phillies win 1976 NL East Title at MTL – Game 155 Phillies clinch 2023 Wild Card berth vs PIT – Game 157
September 27	Phillies win 1977 NL East Title at CHI – Game 157 Phillies win 2008 NL East Title vs WSH – Game 161 Phillies win 2010 NL East Title at WSH – Game 157
September 28	Phillies win 1983 NL East Title at CHI – Game 160 (of 163) Phillies win 1993 NL East Title at PIT – Game 157
September 29	Phillies win 1915 NL Pennant at BOS – Game 147 (of 152)
September 30	Phillies win 1978 NL East Title at PIT – Game 161 Phillies win 2007 NL East Title vs WSH – Game 162 Phillies win 2009 NL East Title vs HOU – Game 158
October 1	Phillies win 1950 NL Pennant at BKN – Game 157 (final game)
October 3	Phillies clinch 2022 Wild Card berth at HOU – Game 160
October 4	Phillies win 1980 NL East Title at MTL – Game 161
October 8	Phillies win 1983 NL Pennant vs LAD
October 12	Phillies win 1980 NL Pennant at HOU
October 13	Phillies win 1993 NL Pennant vs ATL
October 15	Phillies win 2008 NL Pennant at LAD
October 21	Phillies win 1980 World Series vs KC Phillies win 2009 NL Pennant vs LAD
October 23	Phillies win 2022 NL Pennant vs SD
October 29	Phillies win 2008 World Series vs TB (completion of suspended game started on 10/27)

HISTORY

PHILLIES IN FIRST PLACE – SOLE POSSESSION (Since 1900)

May 1	June 1	July 1	At All-Star	August 1	September 1
1900	1900	1950	Break	1915	1915
1911	1913	1976	1950	1950	1950
1915	1964	1978	1964	1964	1964
1916	1976	1993	1974	1976	1976
1953	1981	1995	1976	1978	1977
1964	1993	2001	1978	1982	1978
1993	1995	2004	1982	1993	1993
2001	2001	2008	1993	2008	2009
2008	2008	2009	2001	2009	2011
2011	2009	2011	2004	2011	2024
2019	2011	2024	2008	2018	
2021	2019		2009	2024	
	2024		2011		
			2018		
			2024		

TIE GAMES

The Phillies have played 77 tie games since 1900, including a club-record eight in 1913. The last tie game was June 5, 1989 vs. Pittsburgh.

Tie games by NL club:

14	Cubs and *Braves
11	Giants
10	*Dodgers
9	Reds
8	Cardinals and Pirates
2	Expos
1	Mets
0	Brewers, Diamondbacks, Marlins, Padres and Rockies

*Phils have not had a tie vs. Braves or Dodgers since they moved to Atlanta and Los Angeles, respectively.

OPENING DAY

DATE	OPP	RESULT	WP	LP
5/1/1883	vs PRV	L, 4-3	Radbourn	COLEMAN
5/1/1884	vs DET	W, 13-2	FERGUSON	Weidman
5/2/1885	vs PRV	L, 8-2	Radbourn	FERGUSON
4/29/1886	at WSH	L, 6-3	Shaw	CASEY
4/28/1887	at NYG	L, 4-3	Keefe	DAILY
4/20/1888	vs BOS	L, 4-3	Clarkson	GLEASON
4/24/1889	at WSH	W, 8-4	BUFFINGTON	Keefe
4/19/1890	at NYG	W, 4-0	GLEASON	Rusie
4/22/1891	vs BKN	L, 14-8	Hemming	GLEASON
4/12/1892	vs NYG	L, 5-4	Rusie	KEEFE
4/28/1893	at WSH	W, 7-5	WEYHING	Stein
4/19/1894	at WSH	L, 4-2	Esper	WEYHING
4/18/1895	at BAL	W, 7-6	TAYLOR	Esper
4/16/1896	vs BOS	L, 7-3	Nichols	TAYLOR
4/19/1897	at BOS	W, 6-5	ORTH	Nichols
4/16/1898	vs BKN	L, 7-6	Kennedy	DONAHUE
4/14/1899	vs WSH	W, 6-5	PIATT	Killen
4/19/1900	at BOS	W, 19-17 (10)	BERNHARDT	Nichols
4/18/1901	vs BKN	L, 12-7	Donovan	DUNN
4/17/1902	at NYG	L, 7-0	Mathewson	FELIX
4/17/1903	vs BOS	L, 8-3	Willis	FRASER
4/14/1904	vs BOS	W, 6-2	DUGGLEBY	Willis
4/14/1905	at BKN	W, 12-8	PITTINGER	Jones
4/12/1906	vs NYG	L, 3-2	Ames	LUSH
4/11/1907	at NYG	W, 3-0	CORRIDON	McGinnity
4/14/1908	vs NYG	L, 3-1	Mathewson	McQUILLAN
4/14/1909	at BOS	L, 9-5	Ferguson	COVELESKI
4/14/1910	vs BKN	L, 2-0	Rucker	McQUILLAN
4/12/1911	at NYG	W, 2-0	MOORE	Ames
4/11/1912	at BOS	L, 7-4	Perdue	ALEXANDER
4/9/1913	at BKN	W, 1-0	SEATON	Rucker
4/14/1914	vs NYG	W, 10-1	ALEXANDER	Marquard
4/14/1915	at BOS	W, 3-0	ALEXANDER	Rudolph
4/12/1916	vs NYG	W, 5-4	ALEXANDER	Stroud
4/11/1917	at BKN	W, 6-5	ALEXANDER	Dell
4/16/1918	vs BOS	W, 5-2	MAYER	Ragan

DATE	OPP	RESULT	WP	LP
4/23/1919	vs NYG	L, 10-7	Barnes	JACOBS
4/14/1920	at BKN	L, 9-2	Cadore	RIXEY
4/13/1921	vs NYG	L, 10-8 (11)	Toney	BETTS
4/12/1922	vs BOS	W, 7-1	MEADOWS	Oeschger
4/17/1923	at BKN	T, 5-5 (14)		
4/15/1924	vs BOS	T, 6-6 (11)		
4/14/1925	at BKN	L, 3-1	Vance	CARLSON
4/13/1926	vs BOS	W, 6-3	CARLSON	Genewich
4/12/1927	vs NYG	L, 15-7	Barnes	CARLSON
4/11/1928	at BKN	W, 4-3	RING	Petty
4/18/1929	vs NYG	L, 11-9	Hubbell	BENGE
4/15/1930	at BKN	W, 1-0	SWEETLAND	Clark
4/14/1931	vs NYG	L, 9-5	Fitzsimmons	H. ELLIOTT
4/12/1932	at NYG	W, 13-5	COLLINS	Walker
4/13/1933	vs BKN	L, 5-4	Clark	RHEM
4/17/1934	at NYG	L, 6-1	Hubbell	ELLIOTT
4/16/1935	vs BKN	L, 12-3	Mungo	DAVIS
4/14/1936	vs BOS	W, 4-1	DAVIS	MacFayden
4/19/1937	at BOS	W, 2-1 (11)	LaMASTER	Bush
4/19/1938	vs BKN	L, 12-5	Hamlin	LaMASTER
4/19/1939	at BOS	L, 7-6 (12)	Posedel	BUTCHER
4/16/1940	at NYG	W, 3-1	HIGBE	Hubbell
4/15/1941	vs BOS	W, 6-5	BLANTON	Erickson
4/14/1942	vs BOS	L, 2-1	Javery	JOHNSON
4/24/1943	at BKN	L, 11-4	Newsom	GERHEAUSER
4/18/1944	vs BKN	W, 4-1	BARRETT	Gregg
4/17/1945	at BKN	L, 8-2	Davis	RAFFENBERGER
4/16/1946	at NYG	L, 8-4	Voiselle	JUDD
4/15/1947	vs NYG	W, 4-3	ROWE	Voiselle
4/20/1948	vs BOS	W, 3-1	LEONARD	Sain
4/18/1949	at BOS	W, 4-0	HEINTZELMAN	Sain
4/18/1950	vs BKN	W, 9-1	ROBERTS	Newcombe
4/17/1951	at BKN	W, 5-2	ROBERTS	Erskine
4/16/1952	at NYG	L, 5-3	Maglie	ROBERTS
4/14/1953	vs NYG	L, 4-1	Jansen	ROBERTS
4/13/1954	at PIT	L, 4-2	Law	ROBERTS

UNIFORM NUMBERS

Highest number worn – 99 by Mitch Williams in 1993, Turk Wendell in 2001, So Taguchi in 2008, Taijuan Walker in 2023-

Lowest number worn – 0 by Al Oliver in 1984
00 by Omar Olivares in 1995, Rick White in 2006

Most numbers worn – 7 by Granny Hamner (1, 2, 6, 17, 29, 33, 37)
7 by Chuck Klein (1, 3, 8, 26, 29, 32, 36)

Retired numbers – 36 in 1962 (Robin Roberts)
1 in 1979 (Richie Ashburn)
32 in 1989 (Steve Carlton)
20 in 1990 (Mike Schmidt)
42 in 1997 (In honor of Jackie Robinson)
14 in 2001 (Jim Bunning)
15 in 2020 (Dick Allen)
34 in 2021 (Roy Halladay)

OPENING DAY

DATE	OPP	RESULT	WP	LP	DATE	OPP	RESULT	WP	LP
4/13/1955	vs NYG	W, 4-2	ROBERTS	Antonelli	4/10/1990	at CHI	L, 2-1	Lancaster	PARRETT
4/17/1956	at BKN	W, 8-6	ROBERTS	Newcombe	4/8/1991	at NYM	L, 2-1	Gooden	MULHOLLAND
4/16/1957	vs BKN	L, 7-6 (12)	Labine	ROBERTS	4/7/1992	vs CHI	L, 4-3	Maddux	MULHOLLAND
4/15/1958	at CIN	W, 5-4	SEMPROCH	Wight	4/5/1993	at HOU	W, 3-1	MULHOLLAND	Drabek
4/10/1959	vs CIN	W, 2-1	ROBERTS	Newcombe	4/4/1994	at COL	W, 12-6	SLOCUMB	M. Munoz
4/12/1960	at CIN	L, 9-4	Lawrence	ROBERTS	4/26/1995	at STL	L, 7-6	Arocha	CHARLTON
4/11/1961	at LA	L, 6-2	Drysdale	ROBERTS	4/21/1996	vs COL	L, 5-3	Ritz	FERNANDEZ
4/9/1962	at CIN	W, 12-4	MAHAFFEY	Jay	4/1/1997	at LA	W, 3-0	SCHILLING	R. Martinez
4/9/1963	vs CIN	W, 2-1	MAHAFFEY	Jay	3/31/1998	at NYM	L, 1-0 (14)	Wendell	BOTTALICO
4/14/1964	vs NYM	W, 5-3	KLIPPSTEIN	Jackson	4/5/1999	at ATL	W, 7-4	SCHILLING	Glavine
4/12/1965	at HOU	W, 2-0	SHORT	Bruce	4/4/2000	at ARI	L, 6-4	Johnson	ASHBY
4/13/1966	at STL	W, 3-2 (12)	CRAIG	Aust	4/2/2001	at FLA	W, 6-5 (13)	TELEMACO	Nunez
4/11/1967	at CHI	L, 4-2	Jenkins	BUNNING	4/1/2002	at ATL	L, 7-2	Glavine	PERSON
4/10/1968	at LA	W, 2-0	SHORT	Osteen	3/31/2003	at FLA	W, 8-5	MILLWOOD	Beckett
4/8/1969	at CHI	L, 7-6 (11)	Regan	LERSCH	4/5/2004	at PIT	L, 2-1	Wells	MILLWOOD
4/7/1970	vs CHI	W, 2-0	SHORT	Jenkins	4/4/2005	vs WSH	W, 8-4	LIEBER	L. Hernandez
4/6/1971	at PIT	L, 4-2	Ellis	SHORT	4/3/2006	vs STL	L, 13-5	Carpenter	LIEBER
4/15/1972	at CHI	W, 4-2	CARLTON	Hands	4/2/2007	vs ATL	L, 5-3 (10)	Wickman	MADSON
4/6/1973	at NYM	L, 3-0	Seaver	CARLTON	3/31/2008	vs WSH	L, 11-6	Rivera	GORDON
4/6/1974	vs NYM	W, 5-4	SCARCE	McGraw	4/5/2009	vs ATL	L, 4-1	Lowe	MYERS
4/8/1975	at NYM	L, 2-1	Seaver	CARLTON	4/5/2010	at WSH	W, 11-1	HALLADAY	Lannan
4/10/1976	vs PIT	L, 5-4 (11)	Demery	McGRAW	4/1/2011	vs HOU	W, 5-4	BAEZ	Lyon
4/9/1977	vs MTL	L, 4-3	Brown	CARLTON	4/5/2012	at PIT	W, 1-0	HALLADAY	Bedard
4/7/1978	vs STL	L, 5-1	Forsch	CARLTON	4/1/2013	at ATL	L, 7-5	Avilan	HAMELS
4/6/1979	at STL	L, 8-1	Denny	CARLTON	3/31/2014	at TEX	W, 14-10	LEE	Figueroa
4/11/1980	vs MTL	W, 6-3	CARLTON	Rogers	4/6/2015	vs BOS	L, 8-0	Buchholz	HAMELS
4/8/1981	at CIN	L, 3-2	Hume	LYLE	4/4/2016	at CIN	L, 6-2	Ohlendorf	HERNANDEZ
4/8/1982	vs NYM	L, 7-2	Jones	CARLTON	4/3/2017	at CIN	W, 4-3	HELLICKSON	Feldman
4/5/1983	at NYM	L, 2-0	Sisk	CARLTON	3/29/2018	at ATL	L, 8-5	Vizcaino	NERIS
4/3/1984	at ATL	W, 5-0	CARLTON	Barker	3/28/2019	vs ATL	W, 10-4	NOLA	Teheran
4/9/1985	vs ATL	L, 6-0	Mahler	CARLTON	7/24/2020	vs MIA	L, 5-2	Alcantara	NOLA
4/7/1986	at CIN	L, 7-4	Soto	CARLTON	4/1/2021	vs ATL	W, 3-2 (10)	BROGDON	Jones
4/7/1987	at ATL	L, 7-0	Mahler	RAWLEY	4/8/2022	vs OAK	W, 9-5	NOLA	Montas
4/5/1988	vs PIT	L, 5-3	Dunne	RAWLEY	3/30/2023	at TEX	L, 11-7	Ragans	SOTO
4/4/1989	at CHI	L, 5-4	Sutcliffe	YOUMANS	3/29/2024	vs ATL	L, 9-3	Johnson	ALVARADO

OPENING DAY NOTES

- The Phillies have a 63-77-2 Opening Day record.
- The two ties came in back-to-back seasons – 1923 at Brooklyn and 1924 vs. Boston.
- In 1907 the New York Giants forfeited the opener to the Phillies at the Polo Grounds.
- There have been 14 openers which have gone extra innings; the last was in 2021. The Phils are 5-7-2 in those games.

LAST TIME IT HAPPENED

Cycle—Weston Wilson, 8/15/24 vs WSH
Five-hit game—Kyle Schwarber, 9/3/24 at TOR
Five-RBI game—Bryce Harper, 6/24/24 at DET
Six-RBI game—Kyle Schwarber, 9/3/24 at TOR
Seven-RBI game—J.T. Realmuto, 8/24/24 at KC
Eight-RBI game—Jayson Werth, 5/16/08 vs TOR
Home run by a pitcher—Kyle Gibson, 9/24/21 vs PIT
Grand slam—Kyle Schwarber, 8/14/24 vs MIA
Grand slam by a pitcher—Robert Person, 6/2/02 vs MTL
Pinch-hit grand slam—Andrew McCutchen, 6/23/21 vs WSH
Inside-the-park HR—Bryce Harper, 8/21/23 vs SF
Inside-the-park HR by a pitcher—Curt Simmons, 5/22/52 vs PIT
No-hitter—Michael Lorenzen, 8/9/23 vs WSH
Combined no-hitter—Cole Hamels/Jake Diekmann/Ken Giles/Jonathan Papelbon, 9/1/14 at ATL
No-hitter vs Phils—Josh Beckett, 5/25/14 vs LAD
Combined no-hitter vs Phils—Tylor Megill/Drew Smith/Joely Rodriguez/Seth Lugo/Edwin Diaz, 4/29/22 at NYM

No-hitter vs Phils (less than 9 inn.)—Pascual Perez, 9/24/88 vs MTL (5 inn.)
One-hitter—Randy Wolf, 9/26/01 vs CIN
Combined one-hitter—Roy Oswalt/Ryan Madson/Brad Lidge, 9/22/10 vs ATL
One-hitter vs Phils—Jacob deGrom, 7/17/16 vs NYM
Combined one-hitter vs Phils—Giolito/Graveman/Bummer/López, 4/18/23 at CWS (gm 2)
Steal of home—Trea Turner, 4/21/24 vs CWS
Three steals in a game—Bryson Stott, 7/23/23 at CLE
Three home runs in a game—Kyle Schwarber, 9/3/24 at TOR
Three doubles in a game—Bryce Harper, 9/10/24 vs TB
Two triples in a game—Odúbel Herrera, 8/9/17 at ATL
Two hits, same inning—Weston Wilson, 8/15/24 vs WSH (4th)
Triple play by Phils—6/24/24 at DET (Matt Vierling)
Triple play vs Phils—8/19/04 vs HOU (Todd Pratt)
Back-to-back CG shutouts (team)—9/14-15/86 vs NYM and PIT (Gross/Carman)
Back-to-back CG shutouts (pitcher)—Cole Hamels, 8/7/12 vs ATL and 8/13/12 at MIA

TRADES

MOST RECENT TRADE WITH EACH TEAM PLAYER FOR PLAYER DEALS ONLY

NATIONAL LEAGUE

Arizona—Nov. 14, 2015: Sam McWilliams for Jeremy Hellickson
Atlanta—Dec. 20, 2002: Johnny Estrada for Kevin Millwood
Chicago—Aug. 2, 2022: Ben Brown for David Robertson
Cincinnati—Dec. 31, 2014: Marlon Byrd for Ben Lively
Colorado—July 26, 2017: Pat Neshek for José Gómez, Alejandro Requena and JD Hammer
Los Angeles—April 6, 2024: Connor Brogdon for Benony Robles
Miami—Dec. 22, 2024: Starlyn Caba and Emaarion Boyd for Jesús Luzardo and Paul McIntosh
Milwaukee—Nov. 14, 2023: Oliver Dunn for Hendry Mendez and Robert Moore
New York—July 29, 2019: Austin Bossart for Jason Vargas
Pittsburgh—Aug. 1, 2023: Bailey Falter for Rodolfo Castro
St. Louis—July 30, 2022: JoJo Romero for Edmundo Sosa
San Diego—March 30, 2022: Kervin Pichardo for James Norwood
San Francisco—Jan. 9, 2023: Erik Miller for Yuniur Marte
Washington—July 29, 2017: Howie Kendrick for McKenzie Mills

AMERICAN LEAGUE

Baltimore—July 30, 2024: Gregory Soto for Seth Johnson and Moisés Chace
Boston—Jan. 8, 2021: Victor Santos for C.J. Chatham
Chicago—Jan. 1, 2025: Tyler Gilbert for Aaron Combs
Cleveland—July 29, 2009: Carlos Carrasco, Jason Donald, Jason Knapp and Lou Marson for Cliff Lee and Ben Francisco
Detroit—Aug. 1, 2023: Hao-Yu Lee for Michael Lorenzen
Houston—Nov. 19, 2021: Logan Cerny for Garrett Stubbs
Kansas City—May 8, 2023: James McArthur for Junior Marín
Los Angeles—July 27, 2024: George Klassen and Samuel Aldegheri for Carlos Estévez
Minnesota—Dec. 6, 2012: Vance Worley and Trevor May for Ben Revere
New York—Nov. 19, 2021: Joel Valdez and T.J. Rumfield for Nick Nelson and Donny Sands
Oakland—March 29, 2023: Billy Sullivan for Cristian Pacheco
Seattle—June 2, 2019: Jake Scheiner for Jay Bruce
Tampa Bay—Nov. 6, 2023: Adam Leverett for Michael Mercado
Texas—July 30, 2021: Spencer Howard, Josh Gessner and Kevin Gowdy for Kyle Gibson, Ian Kennedy and Hans Crouse
Toronto—Aug. 31, 2022: Karl Ellison for Vinny Nittoli

SERVICE TIME

MOST SEASONS WITH PHILLIES

18	Mike Schmidt	1972-89
16	Granny Hamner	1944-59
15	Chuck Klein	1928-33; 36-44
	Tony Taylor	1960-71; 74-76
	Steve Carlton	1972-86
	Jimmy Rollins	2000-14
14	Jack Clements	1884-97
	Robin Roberts	1948-61
	Chris Short	1959-72
	Darren Daulton	1983; 1985-97
13	Ed Delahanty	1888-89; 91-1901
	Red Dooïn	1902-14
	Cy Williams	1918-30
	Willie Jones	1947-59
	Curt Simmons	1947-50; 52-60
	Mike Lieberthal	1994-2006
	Chase Utley	2003-15
	Ryan Howard	2004-16
12	Roy Thomas	1899-1908; 10-11
	Andy Seminick	1943-51; 55-57
	Richie Ashburn	1948-59
	Larry Bowa	1970-81
	Garry Maddox	1975-86

MOST YEARS REGULAR STARTER BY POSITION

Pos.	Player	Years
RHP	Robin Roberts	14 (1948-61)
LHP	Steve Carlton	15 (1972-86)
C	Jack Clements	10 (1885 + 1887-95)
1B	Ryan Howard	12 (2005-16)
2B	Chase Utley	10 (2005-14)
3B	Mike Schmidt	15 (1973-84 + 1986-88)
SS	Jimmy Rollins	14 (2001-14)
LF	Sherry Magee	9 (1905-13)
	Greg Luzinski	9 (1972-80)
CF	Richie Ashburn	12 (1948-59)
RF	Chuck Klein	9 (1928-30 + 1932-33 + 1936-38 + 1940)
	Bobby Abreu	9 (1998-2006)

ENTIRE CAREER PLAYED WITH PHILLIES (Retired Players)

18 years	Mike Schmidt
13 years	Ryan Howard
11 years	Larry Christenson
10 years	Terry Harmon, Bob Miller
8 years	Putsy Caballero
7 years	John Boozer, George Chalmers, Jack Meyer

PLAYING WITH PHILLIES THREE DIFFERENT TIMES

Player	1st Time	2nd Time	3rd Time
Bill Duggleby	1898	1901	1902-07
Bill Hallman	1888-89	1892-97	1901-03
Chuck Klein	1928-33	1936-39	1940-44

MOST CONTINUOUS SERVICE IN PHILADELPHIA

18	Mike Schmidt	Phillies	1972-89
16	Granny Hamner	Phillies	1944-59
15	Jimmy Dykes	A's	1918-32
	Bobby Clarke	Flyers	1969-84
	Steve Carlton	Phillies	1972-86
	Jimmy Rollins	Phillies	2000-14
	Claude Giroux	Flyers	2007-22
	Brandon Graham	Eagles	2010-present
14	Cy Perkins	A's	1917-30
	Robin Roberts	Phillies	1948-61
	Chuck Bednarik	Eagles	1949-62
	Chris Short	Phillies	1959-72
	Sean Couturier	Flyers	2011-present
13	Harold Carmichael	Eagles	1971-83
	Darren Daulton	Phillies	1985-97
	Mike Lieberthal	Phillies	1994-2006
	Brian Dawkins	Eagles	1996-2008
	Chase Utley	Phillies	2003-15
	Ryan Howard	Phillies	2004-16
	Jason Kelce	Eagles	2011-23

REGULAR STARTERS AT THREE DIFFERENT POSITIONS

Dick Allen	3B (1964-67)	LF (1968)	1B (1969; 75-76)
Ed Andrews	2B (1884)	LF (1885)	CF (1886-88)
Ed Delahanty	CF (1891-92)	LF (1893-99; 1901)	1B (1900)
Bill Hallman	SS (1899)	2B (1892-96; 1901)	3B (1902)
Von Hayes	RF (1983-84, 89-90)	CF (1985)	1B (1986-88)
Bryce Harper	RF (2019-21)	DH (2022-23)	1B (2024)

PHILLIES PLAYING ALL FOUR INFIELD POSITIONS

Dick Allen	Ernie Courtney	Bill Hallman	Dots Miller	Mike Schmidt
Ruben Amaro	Lave Cross	Terry Harmon	Bobby Morgan	Pop Schriver
John Antonelli	Ed Delahanty	Charlie Hayes	Emmett Mueller	Glen Stewart
Shad Berry	Cozy Dolan	Roy Hughes	Dode Paskert	Tony Taylor
Lena Blackburne	She Donahue	Hal Irelan	Harry Pearce	John Vukovich
Andrés Blanco	Mariano Duncan	Wally Kimmick	Tomas Perez	Jimmy Walsh
Eric Bruntlett	Barney Friberg	Pete Mackanin	Bobby Pfeil	Joe Ward
Johan Camargo	Freddy Galvis	Les Mallon	Charlie Reilly	Luke Williams
Kody Clemens	Kid Gleason	Ramon Martinez	Sean Rodriguez	Russ Wrightstone
	Bill Grey	Brad Miller	Cookie Rojas	

REGULARS BY POSITION

1883		1889		1895		1901		1907
1B Farrar .233		1B Farrar .268		1B Boyle .253		1B Jennings .275		1B Bransfield .233
2B R. Ferguson .258		2B Myers .269		2B Hallman .314		2B Hallman .184		2B Knabe .255
SS McClellan .230		SS Hallman .253		SS Sullivan .338		SS M. Cross .197		SS Doolan .204
3B Warner .227		3B Mulvey .289		3B L. Cross .271		3B Wolverton .309		3B Courtney .243
C Gross .307		C Clements .284		C Clements .394		C McFarland .285		C Dooin .211
LF Purcell .268		LF Wood .251		LF Delahanty .404		LF Delahanty .357		LF Magee .328
CF Lewis .250		CF Fogarty .259		CF Hamilton .369		CF Thomas .309		CF Thomas .243
RF Manning .267		RF Thompson .296		RF Thompson .392		RF Flick .336		RF Titus .275
1884		1890		1896		1902		1908
1B Farrar .245		1B McCauley .244		1B Brouthers .344		1B Jennings .277		1B Bransfield .304
2B Andrews .221		2B Myers .277		2B Hallman .320		2B Childs .194		2B Knabe .218
SS McClellan .258		SS Allen .226		SS Hulen .265		SS Hulswitt .272		SS Doolan .234
3B Mulvey .229		3B Mayer .242		3B Nash .247		3B Hallman .248		3B Grant .244
C Crowley .244		C Clements .315		C Grady .318		C Dooin .231		C Dooin .248
LF Purcell .252		LF Hamilton .325		LF Delahanty .397		LF Browne .260		LF Magee .283
CF Fogarty .212		CF Burke .263		CF Cooley .307		CF Thomas .286		CF Osborn .267
RF Manning .271		RF Thompson .313		RF Thompson .298		RF Barry .287		RF Titus .286
1885		1891		1897		1903		1909
1B Farrar .245		1B W. Brown .243		1B Lajoie .363		1B Douglas .255		1B Bransfield .292
2B Myers .204		2B Myers .230		2B L. Cross .259		2B Gleason .284		2B Knabe .234
SS Bastian .167		SS Allen .221		SS Gillen .259		SS Hulswitt .247		SS Doolan .219
3B Mulvey .269		3B Shindle .210		3B Nash .258		3B Wolverton .308		3B Grant .269
C Clements .191		C Clements .310		C Boyle .253		C Roth .273		C Dooin .224
LF Andrews .266		LF Hamilton .340		LF Delahanty .377		LF Barry .276		LF Magee .270
CF Fogarty .232		CF Delahanty .243		CF Cooley .329		CF Thomas .327		CF Bates .293
RF Manning .256		RF Thompson .294		RF Dowd .292		RF Keister .320		RF Titus .270
1886		1892		1898		1904		1910
1B Farrar .248		1B Connor .294		1B Douglas .258		1B Doyle .220		1B Bransfield .239
2B Bastian .217		2B Hallman .292		2B Lajoie .328		2B Gleason .274		2B Knabe .261
SS Irwin .233		SS Allen .227		SS M. Cross .257		SS Hulswitt .244		SS Doolan .263
3B Mulvey .267		3B Reilly .196		3B Lauder .263		3B Wolverton .266		3B Grant .268
C McGuire .198		C Clements .264		C McFarland .282		C Dooin .242		C Dooin .242
LF Wood .273		LF Hamilton .330		LF Delahanty .334		LF Titus .294		LF Magee .331
CF Andrews .249		CF Delahanty .306		CF Cooley .312		CF Thomas .290		CF Bates .305
RF Fogarty .293		RF Thompson .305		RF Flick .313		RF Magee .277		RF Titus .241
1887		1893		1899		1905		1911
1B Farrar .282		1B Boyle .286		1B Cooley .276		1B Bransfield .259		1B Luderus .301
2B McLaughlin .220		2B Hallman .307		2B Lajoie .380		2B Gleason .247		2B Knabe .237
SS Irwin .254		SS Allen .268		SS M. Cross .257		SS Doolan .254		SS Doolan .238
3B Mulvey .287		3B Reilly .245		3B Lauder .268		3B Courtney .275		3B Lobert .285
C Clements .280		C Clements .285		C McFarland .333		C Dooin .250		C Dooin .328
LF Wood .289		LF Delahanty .368		LF Delahanty .410		LF Magee .299		LF Magee .288
CF Andrews .325		CF Hamilton .380		CF Thomas .325		CF Thomas .317		CF Paskert .273
RF Fogarty .261		RF Thompson .370		RF Flick .342		RF Titus .308		RF Titus .284
1888		1894		1900		1906		1912
1B Farrar .244		1B Boyle .301		1B Delahanty .323		1B Bransfield .275		1B Luderus .257
2B Bastian .193		2B Hallman .309		2B Lajoie .346		2B Gleason .227		2B Knabe .282
SS Irwin .219		SS Sullivan .352		SS M. Cross .202		SS Doolan .230		SS Doolan .258
3B Mulvey .216		3B L. Cross .386		3B Wolverton .282		3B Courtney .236		3B Lobert .327
C Clements .245		C Clements .346		C McFarland .305		C Dooin .245		C Killefer .224
LF Wood .229		LF Delahanty .407		LF Slagle .287		LF Magee .282		LF Magee .306
CF Andrews .239		CF Hamilton .399		CF Thomas .316		CF Thomas .254		CF Paskert .315
RF Fogarty .236		RF Thompson .404		RF Flick .378		RF Titus .267		RF Cravath .284

REGULARS BY POSITION

1913	1919	1925	1931	1937
1B Luderus .262	1B Luderus .293	1B Hawks .322	1B Hurst .305	1B Camilli .339
2B Knabe .263	2B Paulette .259	2B Friberg .270	2B Mallon .309	2B Young .194
SS Doolan .218	SS Bancroft .272	SS Sand .278	SS Bartell .289	SS Scharein .241
3B Lobert .300	3B Blackburne .199	3B Huber .284	3B Whitney .287	3B Whitney .341
C Killefer .244	C Adams .233	C Wilson .328	C S. Davis .326	C Atwood .244
LF Magee .306	LF Meusel .305	LF Burns .292	LF Klein .337	LF Arnovich .290
CF Paskert .262	CF Williams .278	CF Harper .349	CF Brickell .253	CF H. Martin .283
RF Cravath .341	RF Callahan .230	RF Williams .314	RF Arlett .313	RF Klein .325
1914	1920	1926	1932	1938
1B Luderus .248	1B Paulette .288	1B Bentley .258	1B Hurst .339	1B Weintraub .311
2B Byrne .272	2B Rawlings .234	2B Friberg .268	2B Mallon .259	2B Mueller .250
SS Martin .253	SS Fletcher .296	SS Sand .272	SS Bartell .308	SS Young .229
3B Lobert .275	3B R. Miller .219	3B Huber .245	3B Whitney .298	3B Whitney .277
C Killefer .234	C Wheat .226	C Wilson .305	C S. Davis .336	C Atwood .196
LF Becker .325	LF Meusel .309	LF Mokon .303	LF H.B. Lee .303	LF Arnovich .275
CF Paskert .264	CF Williams .325	CF Leach .329	CF G. Davis .309	CF H. Martin .298
RF Cravath .299	RF Stengel .292	RF Williams .345	RF Klein .348	RF Klein .247
1915	1921	1927	1933	1939
1B Luderus .315	1B Konetchy .321	1B Wrightstone .306	1B Hurst .267	1B Suhr .318
2B Niehoff .238	2B J. Smith .231	2B Thompson .303	2B Warner .224	2B Hughes .228
SS Bancroft .254	SS Parkinson .253	SS Sand .299	SS Bartell .271	SS Scharein .238
3B Byrne .209	3B Wrightstone .296	3B Friberg .233	3B McLeod .194	3B May .287
C Killefer .237	C Bruggy .310	C Wilson .275	C S. Davis .349	C S. Davis .307
LF Becker .246	LF Meusel .353	LF Spalding .296	LF Schulmerich .334	LF Arnovich .324
CF Paskert .244	CF Williams .320	CF Leach .306	CF Fullis .309	CF H. Martin .282
RF Cravath .285	RF LeBourveau .295	RF Williams .274	RF Klein .368	RF Marty .254
1916	1922	1928	1934	1940
1B Luderus .281	1B Leslie .271	1B Hurst .285	1B Camilli .265	1B Mahan .244
2B Niehoff .243	2B Parkinson .275	2B Thompson .287	2B Chiozza .304	2B Schulte .236
SS Bancroft .212	SS Fletcher .280	SS Sand .211	SS Bartell .310	SS Bragan .222
3B Stock .281	3B Rapp .253	3B Whitney .301	3B Walters .260	3B May .293
C Killefer .217	C Henline .316	C Lerian .272	C Todd .318	C Warren .246
LF Whitted .281	LF C.W. Lee .322	LF Leach .304	LF Allen .330	LF Rizzo .292
CF Paskert .279	CF Williams .308	CF Sothern .285	CF G. Davis .293	CF Marty .270
RF Cravath .283	RF C. Walker .337	RF Klein .360	RF Moore .343	RF Klein .218
1917	1923	1929	1935	1941
1B Luderus .261	1B Holke .311	1B Hurst .304	1B Camilli .261	1B Etten .311
2B Niehoff .255	2B Tierney .317	2B Thompson .324	2B Chiozza .284	2B Murtaugh .219
SS Bancroft .243	SS Sand .228	SS Thevenow .227	SS Haslin .265	SS Bragan .251
3B Stock .264	3B Wrightstone .273	3B Whitney .327	3B Vergez .249	3B May .267
C Killefer .274	C Henline .324	C Lerian .223	C Todd .290	C Warren .214
LF Whitted .280	LF Mokon .313	LF O'Doul .398	LF Watkins .270	LF Litwhiler .305
CF Paskert .251	CF Williams .293	CF Sothern .306	CF Allen .307	CF Marty .268
RF Cravath .280	RF C. Walker .281	RF Klein .356	RF Moore .323	RF Benjamin .235
1918	1924	1930	1936	1942
1B Luderus .288	1B Holke .300	1B Hurst .327	1B Camilli .315	1B Etten .264
2B McGaffigan .203	2B Ford .272	2B Thompson .282	2B Gomez .232	2B Glossop .225
SS Bancroft .265	SS Sand .245	SS Thevenow .286	SS Norris .265	SS Bragan .218
3B Stock .274	3B Wrightstone .307	3B Whitney .342	3B Whitney .294	3B May .238
C Adams .176	C Henline .284	C S. Davis .313	C Grace .249	C Warren .209
LF Meusel .279	LF Mokon .260	LF O'Doul .383	LF Moore .328	LF Litwhiler .271
CF Williams .276	CF Williams .328	CF Sothern .280	CF Chiozza .297	CF L. Waner .261
RF Cravath .232	RF Harper .294	RF Klein .386	RF Klein .309	RF Northey .251

REGULARS BY POSITION

1943

1B	Wasdell	.261
2B	Murtaugh	.273
SS	Stewart	.211
3B	May	.282
C	Livingston	.249
LF	Triplett	.272
CF	E. Adams	.256
RF	Northey	.278

1944

1B	Lupien	.283
2B	Mullen	.267
SS	Hamrick	.205
3B	Stewart	.220
C	Finley	.249
LF	Wasdell	.277
CF	E. Adams	.283
RF	Northey	.288

1945

1B	Wasdell	.300
2B	Daniels	.200
SS	Mott	.221
3B	Antonelli	.256
C	Seminick	.239
LF	Triplett	.240
CF	DiMaggio	.257
RF	Dinges	.287

1946

1B	McCormick	.284
2B	Verban	.275
SS	Newsome	.232
3B	Tabor	.268
C	Seminick	.264
LF	Ennis	.313
CF	Wyrostek	.281
RF	Northey	.249

1947

1B	Schultz	.223
2B	Verban	.285
SS	Newsome	.229
3B	Handley	.253
C	Seminick	.252
LF	Ennis	.275
CF	Walker	.371
RF	Wyrostek	.273

1948

1B	Sisler	.274
2B	Hamner	.260
SS	E. Miller	.246
3B	Caballero	.245
C	Seminick	.225
LF	Blatnik	.260
CF	Ashburn	.333
RF	Ennis	.290

1949

1B	Sisler	.289
2B	E. Miller	.207
SS	Hamner	.263
3B	Jones	.244
C	Seminick	.243
LF	Ennis	.302
CF	Ashburn	.284
RF	Nicholson	.234

1950

1B	Waitkus	.284
2B	Goliath	.234
SS	Hamner	.270
3B	Jones	.267
C	Seminick	.288
LF	Sisler	.296
CF	Ashburn	.303
RF	Ennis	.311

1951

1B	Waitkus	.257
2B	Caballero	.186
SS	Hamner	.255
3B	Jones	.285
C	Seminick	.227
LF	Sisler	.287
CF	Ashburn	.344
RF	Ennis	.267

1952

1B	Waitkus	.289
2B	Ryan	.241
SS	Hamner	.275
3B	Jones	.250
C	Burgess	.296
LF	Ennis	.289
CF	Ashburn	.282
RF	Wyrostek	.274

1953

1B	Torgeson	.274
2B	Hamner	.276
SS	Kazanski	.217
3B	Jones	.225
C	Burgess	.292
LF	Ennis	.285
CF	Ashburn	.330
RF	Wyrostek	.271

1954

1B	Torgeson	.271
2B	Hamner	.299
SS	Morgan	.262
3B	Jones	.271
C	Burgess	.368
LF	Ennis	.261
CF	Ashburn	.313
RF	Clark	.240

1955

1B	Blaylock	.208
2B	Morgan	.232
SS	Smalley	.196
3B	Jones	.258
C	Seminick	.246
LF	Ennis	.296
CF	Ashburn	.338
RF	Greengrass	.272

1956

1B	Blaylock	.254
2B	Kazanski	.211
SS	Hamner	.224
3B	Jones	.277
C	Lopata	.267
LF	Ennis	.260
CF	Ashburn	.303
RF	Valo	.289

1957

1B	Bouchee	.293
2B	Hamner	.227
SS	Fernandez	.262
3B	Jones	.218
C	Lopata	.237
LF	H. Anderson	.268
CF	Ashburn	.297
RF	Repulski	.260

1958

1B	Bouchee	.257
2B	Hemus	.284
SS	Fernandez	.230
3B	Jones	.271
C	Lopata	.248
LF	H. Anderson	.301
CF	Ashburn	.350
RF	Post	.282

1959

1B	Bouchee	.285
2B	S. Anderson	.218
SS	Koppe	.261
3B	Freese	.268
C	Sawatski	.293
LF	H. Anderson	.240
CF	Ashburn	.266
RF	Post	.254

1960

1B	Herrera	.281
2B	Taylor	.287
SS	Amaro	.231
3B	Dark	.242
C	Coker	.214
LF	Callison	.260
CF	DelGreco	.237
RF	K. Walters	.239

1961

1B	Herrera	.257
2B	Taylor	.250
SS	Amaro	.257
3B	C. Smith	.248
C	Dalrymple	.220
LF	Callison	.266
CF	Gonzalez	.277
RF	Demeter	.257

1962

1B	Sievers	.262
2B	Taylor	.259
SS	Wine	.244
3B	Demeter	.307
C	Dalrymple	.276
LF	Savage	.266
CF	Gonzalez	.302
RF	Callison	.300

1963

1B	Sievers	.240
2B	Taylor	.281
SS	Wine	.215
3B	Hoak	.231
C	Dalrymple	.252
LF	Covington	.303
CF	Gonzalez	.306
RF	Callison	.284

1964

1B	Herrnstein	.234
2B	Taylor	.251
SS	Wine	.212
3B	Allen	.318
C	Dalrymple	.238
LF	Covington	.280
CF	Gonzalez	.278
RF	Callison	.274

1965

1B	Stuart	.234
2B	Taylor	.229
SS	Wine	.228
3B	Allen	.302
C	Dalrymple	.213
LF	A. Johnson	.294
CF	Gonzalez	.295
RF	Callison	.262

1966

1B	White	.276
2B	C. Rojas	.268
SS	Groat	.260
3B	Allen	.317
C	Dalrymple	.245
LF	Gonzalez	.286
CF	Briggs	.282
RF	Callison	.276

1967

1B	White	.250
2B	C. Rojas	.259
SS	Wine	.190
3B	Allen	.307
C	Dalrymple	.172
LF	Gonzalez	.339
CF	Briggs	.232
RF	Callison	.261

1968

1B	White	.239
2B	C. Rojas	.232
SS	Pena	.260
3B	Taylor	.250
C	Ryan	.179
LF	Allen	.263
CF	Gonzalez	.264
RF	Callison	.244

1969

1B	Allen	.288
2B	C. Rojas	.232
SS	Money	.229
3B	Taylor	.262
C	Ryan	.204
LF	Briggs	.238
CF	Hisle	.266
RF	Callison	.265

1970

1B	D. Johnson	.256
2B	Doyle	.208
SS	Bowa	.250
3B	Money	.295
C	McCarver	.287
LF	Briggs	.270
CF	Hisle	.205
RF	R. Stone	.262

1971

1B	D. Johnson	.265
2B	Doyle	.231
SS	Bowa	.249
3B	J. Vukovich	.166
C	McCarver	.278
LF	Gamble	.221
CF	Montanez	.255
RF	Freed	.221

1972

1B	Hutton	.260
2B	Doyle	.249
SS	Bowa	.250
3B	Money	.222
C	Bateman	.222
LF	Luzinski	.281
CF	Montanez	.247
RF	Robinson	.239

REGULARS BY POSITION

1973

1B Montanez	.263
2B Doyle	.273
SS Bowa	.211
3B Schmidt	.196
C Boone	.261
LF Luzinski	.285
CF Unser	.289
RF Robinson	.288

1974

1B Montanez	.304
2B Cash	.300
SS Bowa	.275
3B Schmidt	.282
C Boone	.240
LF Luzinski	.275
CF Unser	.268
RF M. Anderson	.250

1975

1B Allen	.236
2B Cash	.305
SS Bowa	.305
3B Schmidt	.253
C Boone	.252
LF Luzinski	.301
CF Maddox	.293
RF M. Anderson	.253

1976

1B Allen	.267
2B Cash	.284
SS Bowa	.248
3B Schmidt	.262
C Boone	.271
LF Luzinski	.307
CF Maddox	.331
RF Johnstone	.319

1977

1B Hebner	.284
2B Sizemore	.282
SS Bowa	.280
3B Schmidt	.275
C Boone	.284
LF Luzinski	.309
CF Maddox	.293
RF McBride	.326

1978

1B Hebner	.283
2B Sizemore	.220
SS Bowa	.294
3B Schmidt	.254
C Boone	.276
LF Luzinski	.265
CF Maddox	.288
RF McBride	.271

1979

1B Rose	.332
2B Trillo	.260
SS Bowa	.241
3B Schmidt	.256
C Boone	.287
LF Luzinski	.255
CF Maddox	.282
RF McBride	.279

1980

1B Rose	.283
2B Trillo	.292
SS Bowa	.267
3B Schmidt	.287
C Boone	.229
LF Luzinski	.229
CF Maddox	.259
RF McBride	.307

1981

1B Rose	.325
2B Trillo	.287
SS Bowa	.284
3B Schmidt	.314
C Boone	.215
LF Matthews	.303
CF Maddox	.264
RF McBride	.274

1982

1B Rose	.271
2B Trillo	.271
SS DeJesus	.237
3B Schmidt	.280
C Diaz	.287
LF Matthews	.281
CF Maddox	.285
RF Dernier	.234

1983

1B Rose	.237
2B Morgan	.228
SS DeJesus	.254
3B Schmidt	.256
C Diaz	.233
LF Matthews	.259
CF Maddox	.275
RF V. Hayes	.279

1984

1B Matuszek	.222
2B Samuel	.272
SS DeJesus	.259
3B Schmidt	.274
C Virgil	.261
LF Wilson	.239
CF V. Hayes	.295
RF Lezcano	.277

1985

1B Schmidt	.301
2B Samuel	.264
SS Jeltz	.189
3B Schu	.253
C Virgil	.244
LF Stone	.264
CF V. Hayes	.252
RF Wilson	.272

1986

1B V. Hayes	.299
2B Samuel	.263
SS Jeltz	.217
3B Schmidt	.280
C Russell	.241
LF Redus	.249
CF Thompson	.256
RF Wilson	.270

1987

1B V. Hayes	.296
2B Samuel	.272
SS Jeltz	.227
3B Schmidt	.299
C Parrish	.247
LF James	.288
CF Thompson	.300
RF Wilson	.263

1988

1B V. Hayes	.273
2B Samuel	.244
SS Jeltz	.189
3B Schmidt	.253
C Parrish	.211
LF Bradley	.265
CF Thompson	.291
RF James	.250

1989

1B Jordan	.283
2B Herr	.286
SS Thon	.269
3B C. Hayes	.257
C Daulton	.202
LF Kruk	.330
CF Dykstra	.223
RF V. Hayes	.248

1990

1B Jordan	.241
2B Herr	.263
SS Thon	.256
3B C. Hayes	.257
C Daulton	.269
LF Kruk	.276
CF Dykstra	.326
RF V. Hayes	.269

1991

1B Kruk	.302
2B Morandini	.249
SS Thon	.253
3B C. Hayes	.225
C Daulton	.196
LF Chamberlain	.243
CF Dykstra	.294
RF Murphy	.250

1992

1B Kruk	.334
2B Morandini	.254
SS Bell	.205
3B Hollins	.270
C Daulton	.271
LF Duncan	.235
CF Dykstra	.301
RF Amaro	.202

1993

1B Kruk	.318
2B Morandini	.246
SS Stocker	.324
3B Hollins	.273
C Daulton	.256
LF Incaviglia	.278
CF Dykstra	.305
RF Eisenreich	.323

1994

1B Kruk	.295
2B Morandini	.289
SS Stocker	.273
3B Hollins	.226
C Daulton	.301
LF Incaviglia	.219
CF Dykstra	.271
RF Eisenreich	.307

1995

1B Hollins	.235
2B Morandini	.287
SS Stocker	.218
3B C. Hayes	.276
C Daulton	.251
LF Jefferies	.265
CF Van Slyke	.234
RF Eisenreich/Whiten	.329

1996

1B Jefferies	.286
2B Morandini	.252
SS Stocker	.251
3B Zeile	.258
C Santiago	.272
LF Incaviglia	.249
CF Otero	.275
RF Eisenreich	.406

1997

1B Brogna	.256
2B Morandini	.292
SS Stocker	.267
3B Rolen	.283
C Lieberthal	.249
LF Jefferies	.255
CF Cummings	.305
RF Daulton	.286

1998

1B Brogna	.267
2B Lewis	.249
SS Relaford	.244
3B Rolen	.290
C Lieberthal	.254
LF Jefferies	.294
CF Glanville	.279
RF Abreu	.315

1999

1B Brogna	.278
2B Anderson	.255
SS Arias	.288
3B Rolen	.267
C Lieberthal	.302
LF Gant	.257
CF Glanville	.325
RF Abreu	.337

2000

1B Burrell	.274
2B Morandini	.254
SS Relaford	.221
3B Rolen	.299
C Lieberthal	.281
LF Gant	.256
CF Glanville	.275
RF Abreu	.316

2001

1B Lee	.257
2B Anderson	.294
SS Rollins	.275
3B Rolen	.289
C Estrada	.224
LF Burrell	.258
CF Glanville	.263
RF Abreu	.290

2002

1B Lee	.263
2B Anderson	.259
SS Rollins	.246
3B Rolen	.259
C Lieberthal	.281
LF Burrell	.282
CF Glanville	.244
RF Abreu	.314

REGULARS BY POSITION

2003	2008	2013	2018	2023
1B Thome .268	1B Howard .253	1B Howard .267	1B Santana .229	1B Bohm .274
2B Polanco .302	2B Utley .295	2B Utley .281	2B Hernández .253	2B Stott .280
SS Rollins .264	SS Rollins .278	SS Rollins .250	SS Kingery .226	SS Turner .266
3B Bell .191	3B Feliz .243	3B M. Young .282	3B Franco .270	3B Bohm .274
C Lieberthal .312	C Ruiz .216	C Ruiz .266	C Alfaro .262	C Realmuto .252
LF Burrell .209	LF Burrell .249	LF Brown .278	LF Hoskins .246	LF Schwarber .197
CF Byrd .304	CF Victorino .297	CF Revere .305	CF Herrera .255	CF Marsh .277
RF Abreu .300	RF Werth .273	RF D. Young .272	RF Williams .256	RF Castellanos .272
				DH Harper .293
2004	2009	2014	2019	2024
1B Thome .274	1B Howard .280	1B Howard .224	1B Hoskins .226	1B Harper .285
2B Polanco .281	2B Utley .283	2B Utley .272	2B Hernández .279	2B Stott .245
SS Rollins .289	SS Rollins .250	SS Rollins .244	SS Segura .280	SS Turner .295
3B Bell .289	3B Feliz .267	3B Asche .256	3B Franco .234	3B Bohm .280
C Lieberthal .272	C Ruiz .254	C Ruiz .253	C Realmuto .275	C Realmuto .266
LF Burrell .256	LF Ibañez .273	LF Brown .237	LF McCutchen .256	LF Marsh .249
CF Byrd .224	CF Victorino .293	CF Revere .307	CF Kingery .258	CF Rojas .243
RF Abreu .302	RF Werth .269	RF Byrd .263	RF Harper .260	RF Castellanos .254
				DH Schwarber .248
2005	2010	2015	2020	
1B Howard .289	1B Howard .275	1B Howard .234	1B Hoskins .245	
2B Utley .297	2B Utley .276	2B Hernández .287	2B Segura .266	
SS Rollins .290	SS Rollins .244	SS Galvis .266	SS Gregorius .284	
3B Bell .246	3B Polanco .298	3B Franco .280	3B Bohm .338	
C Lieberthal .263	C Ruiz .304	C Ruiz .214	C Realmuto .266	
LF Burrell .281	LF Ibañez .277	LF Asche .252	LF McCutchen .253	
CF Lofton .334	CF Victorino .260	CF Herrera .295	CF Quinn .213	
RF Abreu .285	RF Werth .285	RF Francoeur .250	RF Harper .268	
2006	2011	2016	2021	
1B Howard .313	1B Howard .251	1B Howard .198	1B Hoskins .247	
2B Utley .307	2B Utley .257	2B Hernández .294	2B Segura .290	
SS Rollins .278	SS Rollins .272	SS Galvis .242	SS Gregorius .209	
3B Bell .280	3B Polanco .280	3B Franco .254	3B Bohm .247	
C Lieberthal .277	C Ruiz .281	C Rupp .253	C Realmuto .263	
LF Burrell .270	LF Ibañez .246	LF Asche .219	LF McCutchen .222	
CF Rowand .259	CF Victorino .279	CF Herrera .285	CF Herrera .260	
RF Abreu .278	RF Pence .325	RF Bourjos .255	RF Harper .309	
2007	2012	2017	2022	
1B Howard .267	1B Howard .220	1B Joseph .240	1B Hoskins .246	
2B Utley .334	2B Utley .254	2B Hernández .291	2B Segura .277	
SS Rollins .296	SS Rollins .251	SS Galvis .257	SS Stott .234	
3B Nuñez .255	3B Polanco .259	3B Franco .227	3B Bohm .280	
C Ruiz .258	C Ruiz .327	C Rupp .218	C Realmuto .276	
LF Burrell .264	LF Pierre .312	LF Altherr .250	LF Schwarber .218	
CF Rowand .310	CF Victorino .261	CF Herrera .279	CF Vierling .246	
RF Victorino .276	RF Pence .270	RF Williams .282	RF Castellanos .263	
			DH Harper .296	

RETIRED NUMBERS



RICHIE ASHBURN • CF

B-T: L-R • **HT:** 5-10 • **WT:** 170

BORN: March 19, 1927, Tilden, NE

DIED: September 9, 1997, New York, NY

CAREER: Played 12 years with the Phillies (1948-59) and was regarded as one of the best leadoff hitters and defensive players in the game... Also played with the Cubs (1960-61) and New York Mets (1962), ending his playing career in 1962 with a .306 average.

HOW OBTAINED: Signed to a \$3,500 bonus in 1945 as a catcher.

HITTING: Two-time NL batting champion (.338, 1955 & .350, 1958) and runner-up twice (both to Stan Musial, 1948 and 1951)... Only rookie named to 1948 NL All-Star squad... Hit in 23

consecutive games that season... Led NL in singles, walks and on-base percentage, four times; hits, three times; triples, twice and stolen bases, once... His 1958 season marked the only time a leadoff hitter led the league in both average and walks... Batted .300 or better in nine of his 15 years in the majors and had an on-base percentage of .400 or more six times... Ranked 11th all-time in walks and 35th in hits when he retired after the 1962 season to enter the broadcast booth... Phillies all-time leader in singles (1,811) and was the club leader in games, at-bats and hits until Mike Schmidt came along... Ranks fourth in Phillies history in runs... Holds Phillies record for consecutive games played, 730... Finished with career .397 on-base percentage (.394 with Phillies).

DEFENSE: Holds club record for outfield putouts, 538, in 1951... Holds NL records for most years, 500 or more putouts, four times, and most years, 400 or more putouts, nine times... Led NL outfielders in putouts nine times, tying an NL record... Ranks sixth all-time in outfield putouts, 6,089... One of only two players to ever lead the league in putouts, assists and double plays in the same season twice... Second all-time to Taylor Douthitt in total chances per game (3.03), chances per game (2.98) and putouts per game (2.89)... Career chances per game average is well ahead of his contemporaries, Willie Mays, Mickey Mantle and Duke Snider.

HONORS: Rookie of the Year (*The Sporting News*) in 1948... Selected to five All-Star teams... Inducted into Phillies Wall of Fame in 1979... Number retired on August 24, 1979... Elected to National Baseball Hall of Fame by the Veterans Committee in 1995.



AVG	G	AB	R	H	2B	3B	HR	RBI	BB	SO	SB
.308	2189	8365	1322	2574	317	109	29	586	1198	571	234



JIM BUNNING • RHP

B-T: R-R • **HT:** 6-3 • **WT:** 195

BORN: October 23, 1931, Southgate, KY... Served as a U.S. Senator for Kentucky, 1998-2010.

DIED: May 26, 2017, Edgewood, KY

CAREER: Pitched in 17 major league seasons, 1955-71: Detroit Tigers (1955-63), Phillies (1964-67; 1970-71), Pittsburgh Pirates (1968-69) and Los Angeles Dodgers (1969)... Managed in the Phillies minor league system for five years following his playing career.

HOW OBTAINED: Acquired along with C Gus Triandos from Detroit for OF Don Demeter and RHP Jack Hamilton, December 5, 1963.

WINS: From 1955 through 1971, led the majors in wins, innings and strikeouts... Won 19 games in each of first three seasons with the Phillies and finished 1967 with 17 wins while suffering a major league-record five 1-0 losses.

MISC: Led AL in strikeouts, twice... Led NL in shutouts, twice; innings, once; and strikeouts, once... Upon retiring in 1971, he ranked second to Walter Johnson on the all-time strikeout list... He became the first modern-era pitcher to win 100 games in each league and the second to record 1,000 strikeouts in each league; both milestones came in a Phillies uniform.

NO-HITTERS: Pitched a no-hitter against the Boston Red Sox while pitching for Detroit, July 20, 1958... Became the first 20th-century pitcher to throw a no-hitter in each league when he (father of seven) pitched a perfect game against the New York Mets at Shea Stadium on Father's Day, June 21, 1964, throwing only 90 pitches... It was the first perfect game in the NL since 1880.

HONORS: A nine-time All-Star, he was the first to pitch in the Midsummer Classic for both leagues... Started and won the first game in Veterans Stadium history, April 10, 1971, 4-1 over the Montreal Expos... Inducted into Phillies Wall of Fame in 1984... Elected to National Baseball Hall of Fame in 1996... Number retired on April 6, 2001.



W-L	ERA	G	GS	CG	SHO	IP	H	BB	SO
224-184	3.27	591	519	151	40	3760.1	3433	1000	2855

RETIRED NUMBERS



DICK ALLEN • 3B/1B/LF

B-T: R-R • **HT:** 5-11 • **WT:** 187

BORN: March 8, 1942, Wampum, PA

DIED: December 7, 2020, Wampum, PA

CAREER: Played in 15 major league seasons for the Phillies (1963-69; 1975-76), St. Louis Cardinals (1970), Los Angeles Dodgers (1971), Chicago White Sox (1972-74) and Oakland Athletics (1977).

HOW OBTAINED: Signed by the Phillies out of Wampum High School in 1960.

HITTING: Posted six seasons with more than 30 home runs, setting a career high with 40 in 1966... Drove in more than 100 runs three times... Batted .300 or better in six qualifying seasons...

Recorded two qualifying seasons with an OPS higher than 1.000... Led the AL in home runs twice (1972 & 1974)... Led his respective league in OPS four times (1966-67, 1972 & 1974) slugging percentage three times (1966, 1972 & 1974) and on-base percentage twice (1967 & 1972)... Led MLB in on-base percentage and OPS in 1972 and in slugging percentage in 1974... From 1964-74, his .940 OPS was second-highest in the majors, trailing only Hank Aaron (.941), and he had the third-most extra-base hits (670) in MLB during that same span, behind Hall of Famers Billy Williams (702) and Aaron (689)... In 1964 with the Phillies, set career highs in games (162), batting average (.318), runs (125), hits (201), doubles (38) and total bases (352)... In 1966, posted the sixth-highest slugging percentage (.632) in a single season by a Phillies player (since 1900; min. 400 PA)... During his career with the Phillies, batted .290 with 204 doubles, 64 triples, 204 home runs, 655 RBI, 517 walks and a .902 OPS in 1,070 games... Ranks second all-time in Phillies history with a .530 slugging percentage and 10th in home runs.

DEFENSE: Tied for the NL lead in games played (162) by a third baseman in 1964... Led all NL third basemen in double plays turned (29) in 1965... Primarily played first base (807 games) and third base (652 games) during his career.

MISC: In 2014 and 2021, fell one vote shy of getting inducted into the National Baseball Hall of Fame by the Golden Era Committee (needed 12 votes out of 16).

HONORS: AL MVP in 1972... Seven-time All-Star, including three with the Phillies... NL Rookie of the Year in 1964... Inducted into Phillies Wall of Fame in 1994... Inducted into the Negro Leagues Baseball Museum's "Hall of Game" in 2018... Number retired on September 3, 2020 (57th anniversary of his ML debut with the Phillies)... Elected to National Baseball Hall of Fame by the Classic Baseball Era Committee in 2024.



AVG	G	AB	R	H	2B	3B	HR	RBI	BB	SO	SB
.292	1749	6332	1099	1848	320	79	351	1119	894	1556	133



MIKE SCHMIDT • 3B

B-T: R-R • **HT:** 6-2 • **WT:** 203

BORN: September 27, 1949, Dayton, OH

CAREER: Played his entire 18-year career with the Phillies (1972-89), establishing himself as the greatest overall third baseman in the game.

HOW OBTAINED: Phillies second-round selection in the June 1971 amateur draft out of Ohio University, where he was a shortstop.

HITTING: Led NL in homers a record eight times; RBI, four times; slugging percentage, five times; and on-base percentage, three times... Only Hank Aaron (15 times), Alex Rodriguez (15 times), Barry Bonds (14 times) and Albert Pujols (14 times) hit 30 homers in a season more times than Schmidt's 13; only Rodriguez and Babe Ruth (12 times each) hit 35 homers more than Schmidt's

11... At retirement, he ranked 7th in home runs (3rd on NL list), 15th in extra-base hits (6th, NL) and tied for 22nd in RBI (6th, NL)... Ranks 16th on the all-time home run list going into the 2025 season... Holds career record for a third baseman in home runs (509)... Set the major league record for homers in a season for a third baseman, 48, in 1980, which was broken in 2007... Won six Silver Sluggers for offensive excellence at his position.

DEFENSE: Held 10 NL fielding records when he retired... Won 10 Gold Gloves, most by a 3B in NL history... All-time rankings at third base: assists per game, third; assists, fourth; double plays, fifth; games (2,212), sixth.

HONORS: Won three MVP Awards (1980, '81, '86), one of five players to do so in the NL; is also only one of six to win back-to-back MVPs... Held 14 ML records, 18 NL records, 24 Phillies career records and 11 Phillies season records when he retired... Played in five League Championship Series and two World Series; was awarded 1980 WS MVP... 12-time All-Star, elected as the starter nine times... Named Baseball Player of the Decade (1980s) by *The Sporting News*... Voted Greatest Phillies Player Ever in 1983 poll of fans... Inducted into Phillies Wall of Fame in 1990... Number retired on May 26, 1990... Elected to National Baseball Hall of Fame in 1995, the 26th player to enter on his first ballot... Was the third baseman for MasterCard's® All-Century Team in 1999.



AVG	G	AB	R	H	2B	3B	HR	RBI	BB	SO	SB
.267	2404	8352	1506	2234	408	59	548	1595	1507	1883	174

RETIRED NUMBERS



STEVE CARLTON • LHP

B-T: L-L • **HT:** 6-5 • **WT:** 210

BORN: December 22, 1944, Miami, FL

CAREER: Pitched 15 years with the Phillies from 1972-86... Broke in with the St. Louis Cardinals in 1965... Also pitched for the San Francisco Giants (1986), Chicago White Sox (1986), Cleveland Indians (1987) and Minnesota Twins (1987-88) before retiring in May 1988.

HOW OBTAINED: Acquired from St. Louis Cardinals for Rick Wise, February 25, 1972.

WINS: Only Warren Spahn (363) won more games among left-handers... Ranked ninth all-time in wins when he retired... Won 27 games (10 losses) in his first Phillies season, the fifth pitcher ever to win 20 games for a last-place club... Set Phillies record with 15 consecutive wins and won the

NL Triple Crown (wins, 1.97 ERA and a club-record 310 strikeouts that season)... 20-game winner, six times... At age 37, won 23 games in 1982, most for any NL pitcher at that age... All-time leader in starts (709) for a left-hander.

MISC: Ranks fourth on all-time strikeout list... Took temporary all-time strikeout lead on June 7, 1983... Struck out Eric Davis for the 4,000th of his career, Aug. 15, 1986 with SF... Led NL in wins, four times; complete games, three; innings pitched, five; strikeouts, five; ERA and shutouts, once... Phillies all-time leader in wins, games started and strikeouts; ranks second in games, shutouts and innings pitched... Held six ML pitching records, 12 NL records and 10 League Championship Series records when he retired... Holds ML record for consecutive starts, 544, without pitching in relief... Struck out 10 or more 82 times.

HONORS: Became first pitcher to win four Cy Young Awards (1972, '77, '80, '82)... Selected to 10 All-Star teams... Played in five League Championship Series and two World Series with the Phillies (four World Series overall)... Winning pitcher in 1980 World Series-clinching game vs. Kansas City... Inducted into Phillies Wall of Fame in 1989... Number retired on July 29, 1989... Elected to National Baseball Hall of Fame in 1994, his first year of eligibility.



W-L	ERA	G	GS	CG	SHO	IP	H	BB	SO
329-244	3.22	741	709	254	55	5217.1	4672	1833	4136



ROY HALLADAY • RHP

B-T: R-R • **HT:** 6-6 • **WT:** 225

BORN: May 14, 1977, Denver, CO

DIED: November 7, 2017, Holiday, FL

CAREER: Pitched in 16 seasons with the Toronto Blue Jays (1998-2009) and Phillies (2010-13).

HOW OBTAINED: Acquired from the Toronto Blue Jays for Kyle Drabek, Michael Taylor and Travis d'Arnaud on December 16, 2009.

WINS: Had three 20-win seasons (2003, 2008, 2010), leading the majors in victories in 2003 and tied for the ML lead in 2010... In his career, his .659 winning percentage ranked third in the majors (min. 175 decisions) and his 203 wins were fourth-most in MLB (second among right-handers)...

Became the 108th pitcher in ML history to win 200 games.

MISC: Led his respective league in complete games seven times, strikeout-to-walk ratio five times, shutouts and innings pitched four times, walks per 9.0 innings three times, and games started and WHIP once... Posted eight seasons with 30 or more starts, eight with at least 220.0 innings pitched, seven with five or more complete games, seven with more than 20 quality starts, five with at least 200 strikeouts and five (qualifying) with a sub-3.00 ERA... During his career, led the majors in complete games, was tied for first in shutouts and ranked fourth in ERA (min. 2,000.0 IP)... In five career postseason starts with the Phillies, went 3-2 with a 2.37 ERA, 0.74 WHIP, 35 strikeouts to five walks, and held opponents to a .169 batting average.

NO-HITTERS: Pitched the 20th perfect game in ML history (19th, regular season), May 29, 2010 at Florida (9.0 IP, 11 SO)... It was the second perfect game in Phillies history (Jim Bunning - 6/21/64)... Pitched the second no-hitter in ML postseason history in Game 1 of the NLDS, October 6, 2010 vs Cincinnati (9.0 IP, BB, 8 SO), which was his first career postseason appearance... With his postseason no-hitter, he joined Don Larsen, who pitched a perfect game in Game 5 of the 1956 World Series (10/8 vs BKN)... Became the fifth pitcher in ML history to pitch two no-hitters in the same calendar year.

HONORS: Was the fifth pitcher in ML history to win the Cy Young Award in both leagues (AL, 2003 and NL, 2010)... Was just the fourth Phillies pitcher to win a Cy Young Award... An eight-time All-Star (2002-03, 2005-06, 2008-11), he started for both leagues in the Midsummer Classic (AL, 2009 and NL, 2011)... Posthumously inducted into the Phillies Wall of Fame in 2018 and the National Baseball Hall of Fame in 2019... Number retired on Aug. 8, 2021.



W-L	ERA	G	GS	CG	SHO	IP	H	BB	SO
203-105	3.38	416	390	67	20	2749.1	2646	592	2117

RETIRED NUMBERS



ROBIN ROBERTS • RHP

B-T: S-R • **HT:** 6-0 • **WT:** 190

BORN: September 30, 1926, Springfield, IL

DIED: May 6, 2010, Temple Terrace, FL

CAREER: Pitched 14 years with the Phillies, 1948-61... Also pitched for Baltimore Orioles (1962-65), Houston Astros (1965-66) and Chicago Cubs (1966) before retiring in 1966.

HOW OBTAINED: Signed to a \$25,000 bonus by the Phillies following graduation from Michigan State in 1947.

WINS: 20-game winner six straight years (1950-55)... Led NL in wins, four straight seasons, starting in 1952... Making third start in five days, he won his 20th game as the Phillies clinched

the pennant at Brooklyn, Oct. 1, 1950... Won a career-high 28 games in 1952 and set a club record with an .800 winning percentage; won 21 of his last 23 decisions that year.

MISC: Never pitched under 304 innings in a season from 1950-55... Led the Phillies in innings pitched from 1950 through 1960... Compiled a streak of 28 straight complete games in 1952-53... Led the NL in complete games and innings pitched, five times; wins, four times; shutouts and strikeouts, twice... Phillies career leader in games pitched, complete games and innings pitched, and was the leader in wins and strikeouts until Steve Carlton came along.

HONORS: Selected to seven consecutive All-Star Games (1950-56)... Shares All-Star Game record for most starts, five, with Lefty Gomez and Don Drysdale... Named Player of the Year by *The Sporting News* in 1952 and was chosen as the Pitcher of the Year three times by the same publication (before Cy Young Award was established)... Number retired unofficially in 1962 and officially on June 18, 2008, the 60th anniversary of his ML debut... Elected to National Baseball Hall of Fame in 1976... First inductee to Phillies Wall of Fame (1978).



W-L	ERA	G	GS	CG	SHO	IP	H	BB	SO
286-245	3.41	676	609	305	45	4688.2	4582	902	2357



GROVER CLEVELAND ALEXANDER • RHP

B-T: R-R • **HT:** 6-1 • **WT:** 185

BORN: February 26, 1887, Elba, NE

DIED: November 4, 1950, St. Paul, NE

CAREER: Pitched for 20 years in the majors, including two stints with the Phillies, 1911-17 and 1930... Also pitched for the Chicago Cubs (1918-26) and St. Louis Cardinals (1926-29) before retiring after nine appearances with the Phillies in 1930.

HOW OBTAINED: Purchased by the Phillies for \$750 from the Syracuse Stars in 1910.

WINS: Won 28, 19, 22, 27, 31, 33 and 30 games in his first seven seasons with the Phillies... During those seasons, he averaged 27.1 wins and 355 innings pitched... His 28 wins in 1911 remain the modern rookie record... 16 of his 33 wins in 1916 were shutouts, still a major league record... His 190 Phillies career wins were a record until broken by Robin Roberts... Won the Phillies' first-ever World Series game, 3-1, over Boston, Oct. 8, 1915.


MISC: His ERA was 1.22, 1.55 and 1.83, 1915-17... Won the NL Triple Crown (W, ERA, SO) during same seasons... Threw four one-hitters in 1915, another record... Won a doubleheader at Ebbets Field in September 1917, 5-0 and 9-3, over Brooklyn... During his Phillies career, he led the league in innings pitched, six times; wins, shutouts and strikeouts, five times; and ERA, three times... Holds club record with 61 career shutouts; Steve Carlton is second with 39... Won a Triple Crown with the Cubs in 1920... Six years later, picked up two wins and a save as the Cardinals won the World Series... His 373 wins are tied for third all-time... 90 shutouts are second to Walter Johnson's 110.

HONORS: Named after a U.S. president; portrayed by actor/future President Ronald Reagan in a 1952 motion picture, *The Winning Team*... During his big league career, the players didn't wear uniform numbers thus the Phillies selected the 1915 "P" as his symbol... Jersey retired on April 6, 2001... Elected to National Baseball Hall of Fame in 1938 and joined the other 10 living electees for the first official induction ceremony on June 12, 1939... Inducted into Phillies Wall of Fame in 1981.



W-L	ERA	G	GS	CG	SHO	IP	H	BB	SO
373-208	2.56	696	600	437	90	5190.0	4868	951	2198

RETIRED NUMBERS



CHUCK KLEIN • OF

B-T: L-R • **HT:** 6-0 • **WT:** 185

BORN: October 7, 1904, Indianapolis, IN

DIED: March 28, 1958, Indianapolis, IN

CAREER: Left-handed hitting outfielder who played 17 seasons in the majors, including 1928-33, 1936-39 and 1940-44 with the Phillies... Also played with the Chicago Cubs (1934-36) and Pittsburgh Pirates (1939) before retiring after playing in four games in 1944.

HOW OBTAINED: Purchased from Ft. Wayne for \$5,000 in mid-July 1928.


HITTING: During first five full seasons (1929-33), Klein batted .359 and averaged 131.6 runs, 46.4 doubles, 36 homers and 138.6 RBI per season... NL home run leader four times; led NL in runs and slugging percentage, three times; hits, doubles and RBI, twice; and won 1933 batting title... 43 homers in 1929 remained a Phillies record until Mike Schmidt hit 48 in 1980... Had two 26-game hitting streaks in 1930; shares ML record for most games, one or more hits, season, 135... Became first modern NL player to hit four home runs in a game, July 10, 1936, against the Pirates in Pittsburgh... Holds the Phillies single-season records for runs, doubles, extra-base hits and total bases (since 1900)... His 170 RBI and 445 total bases in 1930 are still NL records for a left-handed hitter... Had career slugging percentage of .543... Phils stats: .326, 243 homers, 983 RBI.

DEFENSE: Holds ML record (since 1900) for most outfield assists, season, with 44 in 1930 (156 games).

HONORS: Won MVP in 1932, the first Phillie to win the award... Lone Phillies player to win a Triple Crown, 1933: .368, 28 HR, 120 RBI... Started in first All-Star Game that same season... During his Phillies career, Chuck wore seven different numbers, 1, 3, 8, 26, 29, 32 and 36, so the Phillies selected the old-English "P" worn by the team during Klein's first six seasons... Elected to National Baseball Hall of Fame by the Veterans Committee in 1980... Inducted into Phillies Wall of Fame in 1980... Jersey retired on April 6, 2001.



AVG	G	AB	R	H	2B	3B	HR	RBI	BB	SO	SB
.320	1753	6486	1168	2076	398	74	300	1201	601	521	79



JACKIE ROBINSON

1B • 2B • 3B • OF

Former Commissioner Bud Selig announced that all teams would retire No. 42 in 1997 during the 50th anniversary of Jackie Robinson's becoming the first African American to play in Major League Baseball... Robinson made his debut in 1947 with the Brooklyn Dodgers, who retired his number following his 1972 death... In 1987, the National League Rookie of the Year Award was renamed after Robinson... Former pitching coach Galen Cisco was the last Phillie to wear the number, in 1997. (The 1997 rule was grandfathered, meaning a player who had worn the number could retain it until that player retired. Mike Jackson, who wore No. 42, was signed as a free agent by the Phillies for the 2000 season, but he did not pitch in a game that year.)



AVG	G	AB	R	H	2B	3B	HR	RBI	BB	SO	SB
.313	1416	4997	972	1563	286	55	141	761	756	291	200

PHILLIES BALLPARKS

Recreation Park	1883-1886
Philadelphia Park/Baker Bowl	1887-1938
University of Pennsylvania	1894
Columbia Park	1903
Shibe Park/Connie Mack Stadium	1927; 1938-1970
Veterans Stadium	1971-2003
Citizens Bank Park	2004-present

POSTSEASON HISTORY

1915 WORLD SERIES PHILLIES VS. BOSTON RED SOX (Red Sox win series, 4 games to 1)

Game 1 – October 8

The Phillies produced two runs in the eighth inning on an RBI groundout by Gavvy Cravath and an infield single by Fred Luderus to break a 1-1 tie, giving them their first WS win, 3-1. Grover Cleveland Alexander scattered eight singles in a complete-game victory. Babe Ruth, a 20-year-old left-handed pitcher who had 18 wins during the regular season, was used as a pinch-hitter, his only appearance in the Series.

	R	H	E	WP: Alexander; LP: Shore
Boston	1	8	1	HR: None
Phillies	3	5	1	Att: 19,343

Game 2 – October 9

Woodrow Wilson became the first president to throw out the first ball at a World Series game. Rube Foster three-hit the Phillies and singled in the winning run in the top of the ninth inning of a 2-1 decision.

	R	H	E	WP: Foster; LP: Mayer
Boston	2	10	0	HR: None
Phillies	1	3	1	Att: 20,306

Game 3 – October 11

Another three-hitter, this one by Dutch Leonard, produced another 2-1 Boston victory. Duffy Lewis' two-out single to center drove in Harry Hooper with the winning run in the last of the ninth inning. The game in Boston drew 42,300, a WS record.

	R	H	E	WP: Leonard; LP: Alexander
Phillies	1	3	0	HR: None
Boston	2	6	1	Att: 42,300

Game 4 – October 12

Ernie Shore pitched Boston's third straight 2-1 win. Fred Luderus had three of the Phillies' seven hits, including the lone RBI in the eighth inning. The series returned to Philadelphia with Boston leading, 3-1.

	R	H	E	WP: Shore; LP: Chalmers
Phillies	1	7	0	HR: None
Boston	2	8	1	Att: 41,096

Game 5 – October 13

Rube Foster pitched Boston's fifth straight complete game, Harry Hooper belted two homers and Duffy Lewis one as the Red Sox won another one-run decision, 5-4. Hooper's second homer was the game-winner in the top of the ninth inning. The victory gave the Red Sox their third World Series championship (1905 and 1912).

	R	H	E	WP: Foster; LP: Rixey
Boston	5	10	1	HR: Luderus; Hooper (2), Lewis
Phillies	4	9	1	Att: 20,306

1950 WORLD SERIES PHILLIES VS. NEW YORK YANKEES (Yankees win series, 4 games to 0)

Game 1 – October 4

Because Robin Roberts had started so many times in the final week, manager Eddie Sawyer surprised everyone by naming relief ace Jim Konstanty the starter. Konstanty allowed one run over eight innings but Vic Raschi blanked the Phillies on two singles in the series opener at Shibe Park, a 1-0 NY win.

	R	H	E	WP: Raschi; LP: Konstanty
New York	1	5	0	HR: None
Phillies	0	2	1	Att: 30,746

Game 2 – October 5

Roberts started the second game and worked all 10 innings, a 2-1 loss when Joe DiMaggio homered into the upper deck in left field in the 10th inning. Richie Ashburn drove in the Phillies' lone run with a fifth-inning fly ball.

	R	H	E	WP: Reynolds; LP: Roberts
New York	2	10	0	HR: DiMaggio
Phillies	1	7	0	Att: 32,660

Game 3 – October 6

Trailing 2-1, the Yankees won another one-run game with single runs in the eighth and ninth innings. Jerry Coleman, who drove in the winning run in Game 1, singled with two out in the last of the ninth for the game-winner.

	R	H	E	WP: Ferrick; LP: Meyer
Phillies	2	10	2	HR: None
New York	3	7	0	Att: 65,791

Game 4 – October 7

Rookie sensation Whitey Ford blanked the Phillies for eight innings as the Yankees swept the series with a 5-2 decision. It was the Yankees' 13th World Championship.

	R	H	E	WP: Ford; LP: Miller
Phillies	2	7	1	HR: Berra
New York	5	8	2	Att: 69,098

POSTSEASON HISTORY

1976 NATIONAL LEAGUE CHAMPIONSHIP SERIES PHILLIES VS. CINCINNATI REDS (Reds win series, 3 games to 0)

Game 1 – October 9

Mike Schmidt's first-inning sacrifice fly staked the Phillies to a 1-0 lead in the first postseason game played in Philadelphia since October 5, 1950. The Reds scored six unanswered runs and won the first game, 6-3.

	R	H	E	WP:	Gullett; LP:	Carlton
Cincinnati	6	10	0	HR:	Foster	
Phillies	3	6	1	Att:	62,640	

Game 2 – October 10

Again, the Phillies took an early lead with single runs in the second and fourth innings. Jim Lonborg carried a no-hitter into the sixth inning when the Reds scored four times on three hits, two walks and an error. Cincinnati won, 6-2, and the series shifted to Riverfront Stadium.

	R	H	E	WP:	Zachry; LP:	Lonborg
Cincinnati	6	6	0	SV:	Borbon	
Phillies	2	10	1	HR:	Luzinski	
				Att:	62,651	

Game 3 – October 12

The Reds wiped out a 2-0 Phillies lead by scoring four times in the seventh. The Phillies clawed back, taking a 6-4 lead into the last of the ninth. Homers by George Foster and Johnny Bench tied it up and a single by Ken Griffey Sr. won the game, 7-6, as Cincinnati completed the sweep.

	R	H	E	WP:	Eastwick; LP:	Garber
Phillies	6	11	0	HR:	Foster, Bench	
Cincinnati	7	9	2	Att:	55,047	

1977 NATIONAL LEAGUE CHAMPIONSHIP SERIES PHILLIES VS. LOS ANGELES DODGERS (Dodgers win series, 3 games to 1)

Game 1 – October 4

Greg Luzinski's booming two-run homer gave the Phillies a first-inning lead in Los Angeles, but Ron Cey's grand slam off Steve Carlton tied the game in the seventh. Singles by Bake McBride, Larry Bowa and Mike Schmidt produced the first of two ninth-inning runs that gave the Phillies a 7-5 win.

	R	H	E	WP:	Garber; LP:	Sosa
Phillies	7	9	0	SV:	McGraw	
Los Angeles	5	9	2	HR:	Luzinski; Cey	
				Att:	55,968	

Game 2 – October 5

Don Sutton's complete game and Dusty Baker's fourth-inning grand slam carried the Dodgers to a 7-1 win as the series moved east to Veterans Stadium.

	R	H	E	WP:	Sutton; LP:	Lonborg
Phillies	1	9	1	HR:	McBride; Baker	
Los Angeles	7	9	1	Att:	55,973	

Game 3 – October 7

With their team trailing 2-0, Phillies fans unraveled Burt Hooton in the second inning. The right-hander walked four straight batters as the Phillies took a 3-2 lead. Leading 5-3 after eight innings, the Phillies seemed headed for their second victory. Instead, they sustained the most bitter defeat in Vet history. With two out, the Dodgers tied the game on a controversial call by first base umpire Bruce Froemming. Davey Lopes' grounder kicked off Mike Schmidt's glove to Larry Bowa, who threw to first base for the potential game-ending out. Froemming called Lopes safe; TV replays indicated he was out. Lopes wound up scoring the winning run on Bill Russell's single to center.

	R	H	E	WP:	Rautzhan; LP:	Garber
Los Angeles	6	12	2	SV:	Garman	
Phillies	5	6	2	HR:	None	
				Att:	63,719	

Game 4 – October 8

In a game played almost entirely in a steady rain, the Dodgers advanced to the World Series with a 4-1 win behind Tommy John.

	R	H	E	WP:	John; LP:	Carlton
Los Angeles	4	5	0	HR:	Baker	
Phillies	1	7	0	Att:	64,924	

POSTSEASON HISTORY

1978 NATIONAL LEAGUE CHAMPIONSHIP SERIES PHILLIES VS. LOS ANGELES DODGERS (Dodgers win series, 3 games to 1)

Game 1 – October 4

Steve Garvey's three-run homer triggered a four-run third inning. Reliever Bob Welch allowed only one run over 4.1 innings as the Dodgers took the first game, 9-5.

	R	H	E	WP: Welch; LP: Christenson
Los Angeles	9	13	1	HR: Martin; Garvey (2), Lopes,
Phillies	5	12	1	Yeager
				Att: 63,460

Game 2 – October 5

Tommy John, who won the clinching NLCS game a year earlier, blanked the Phillies on four singles, a 4-0 decision that gave the Dodgers a 2-0 lead as the series shifted to Los Angeles.

	R	H	E	WP: John; LP: Ruthven
Los Angeles	4	8	0	HR: Lopes
Phillies	0	4	0	Att: 60,642

Game 3 – October 6

Steve Carlton was a virtual one-man show as the Phillies stayed alive. The big lefty hit a three-run homer in the second inning, added an RBI single in the sixth and struck out eight in a complete-game, 9-4 win.

	R	H	E	WP: Carlton; LP: Sutton
Phillies	9	11	1	HR: Carlton, Luzinski; Garvey
Los Angeles	4	8	2	Att: 55,043

Game 4 – October 7

Bake McBride tied the game, 3-3, with a pinch-hit solo home run in the seventh inning. Both teams couldn't capitalize on two-out threats in the eighth inning and both went down 1-2-3 in the ninth. For the second straight year, Bill Russell delivered the knockout punch, a two-out single to center in the 10th inning that scored Ron Cey.

	R	H	E	WP: Forster; LP: McGraw
Phillies	3	8	2	HR: Luzinski; McBride, Cey,
Los Angeles	4	13	2	Garvey
				Att: 55,124

1980 NATIONAL LEAGUE CHAMPIONSHIP SERIES PHILLIES VS. HOUSTON ASTROS (Phillies win series, 3 games to 2)

Game 1 – October 7

With the Phillies trailing 1-0, Greg Luzinski unloaded a two-run homer in the sixth. Greg Gross' pinch RBI single in the next inning produced the final run of a 3-1 win before over 65,000 at the Vet.

	R	H	E	WP: Carlton; LP: Forsch
Houston	1	7	0	SV: McGraw
Phillies	3	8	1	HR: Luzinski
				Att: 65,277

Game 2 – October 8

Trailing 1-0, the Phillies went on top with two in the fourth. Garry Maddox's RBI single tied the game, 3-3, in the eighth. Dave Bergman's triple scored two of Houston's four 10th-inning runs that gave them a 7-4 win with the series headed for the Astrodome.

	R	H	E	WP: LaCorte; LP: Reed
Houston	7	8	1	SV: Andujar
Phillies	4	14	2	HR: None
				Att: 65,476

Game 3 – October 10

After stranding 14 runners in the previous game, the Phillies left 11 more men on base as they lost an 11-inning classic, 1-0. Rafael Landestoy, pinch-running for Joe Morgan, who had tripled, scored the lone run on Dennis Walling's sacrifice fly.

	R	H	E	WP: Smith; LP: McGraw
Phillies	0	7	1	HR: None
Houston	1	6	1	Att: 44,443

Game 4 – October 11

A wild and crazy game. Houston pulled off what seemed to be a triple play that was eventually ruled a double play following a 20-minute conference. Gary Woods appeared to score Houston's third run but it was ruled he left third base too soon on a fly ball. Trailing, 2-0, the Phillies scored three in the top of the eighth only to have the Astros tie it, 3-3, in the bottom of the ninth. Pete Rose bowled over catcher Bruce Bochy to score the winning run in the 10th inning. The series was tied, 2-2, with one game to go.

	R	H	E	WP: Bruster; LP: Sambito
Phillies	5	13	0	SV: McGraw
Houston	3	5	1	HR: None
				Att: 44,952

Game 5 – October 12

Trailing 5-2, the Phillies erupted for five eighth-inning runs against Nolan Ryan, but the Astros tied the game with a pair in their half of the inning. Neither team scored in the ninth, forcing extra innings for the fourth straight game. Del Unser doubled to right with one out in the 10th and Garry Maddox got the hit of his life, an RBI double to center. He also caught the final out; Dick Ruthven leaped off the mound and Maddox was raised to the shoulders of his jubilant teammates.

	R	H	E	WP: Ruthven; LP: LaCorte
Phillies	8	13	2	HR: None
Houston	7	14	0	Att: 44,802

POSTSEASON HISTORY

1980 WORLD SERIES PHILLIES VS. KANSAS CITY ROYALS (Phillies win series, 4 games to 2)

Game 1 – October 14

KC took a 4-0 lead after three innings before the Phillies got going. Larry Bowa singled and daringly stole second. It was the spark of a five-run inning, capped by Bake McBride's three-run homer. Leading by a run, Tug McGraw struck out Willie Wilson to end the game and give the Phillies a 7-6 win.

	R	H	E	WP: Walk; LP: Leonard
Kansas City	6	9	1	SV: McGraw
Phillies	7	11	0	HR: McBride; Aikens (2), Otis
				Att: 65,791

Game 2 – October 15

Again, the Phillies fell behind, this time 4-2 going into the eighth. RBI hits by Del Unser, Bake McBride, Mike Schmidt and Keith Moreland produced four runs. Ron Reed struck out John Wathan to end the game, a 6-4 Phillies triumph.

	R	H	E	WP: Carlton; LP: Quisenberry
Kansas City	4	11	0	SV: Reed
Phillies	6	8	1	HR: None
				Att: 65,775

Game 3 – October 17

Three times Kansas City scored a single run and each time the Phillies came back with a single run in their next at-bat. The Royals delighted their home crowd by winning, 4-3, in 10 innings on Willie Aikens' two-out RBI single off Tug McGraw.

	R	H	E	WP: Quisenberry; LP: McGraw
Phillies	3	14	0	HR: Schmidt; Brett, Otis
Kansas City	4	11	0	Att: 42,380

Game 4 – October 18

Once again, the Phillies fell behind, but this time they didn't come back. Willie Aikens homered in each of the first two innings to set the pace for a 5-3 KC win. But something happened in the fourth inning that set the tone for the rest of the series. Reliever Dickie Noles brushed back George Brett with the count 0 and 2. Brett would only get three singles and Aikens one hit in the remaining two games.

	R	H	E	WP: Leonard; LP: Christenson
Phillies	3	10	1	SV: Quisenberry
Kansas City	5	10	2	HR: Aikens (2)
				Att: 42,363



Game 5 – October 19

Trailing 3-2 going into the top of the ninth, the "Comeback Kids" did it again. Mike Schmidt singled off George Brett's glove and scored the tying run on a double by pinch-hitter Del Unser. Two outs later, Manny Trillo singled on a two-strike count to drive in Unser with the lead run. The Royals loaded the bases in the ninth but Tug McGraw struck out Jose Cardenal to end the game. Three Phillies wins, three KC strikeouts to end each win.

	R	H	E	WP: McGraw; LP: Quisenberry
Phillies	4	7	0	HR: Schmidt; Otis
Kansas City	3	12	2	Att: 42,369

Game 6 – October 21

Over 65,000 jammed Veterans Stadium looking for a Phillies win and their first World Championship. This time, the script didn't call for a comeback win. The Phillies grabbed a four-run lead before the Royals chased Steve Carlton with an eighth-inning run. Three more outs were all the Phillies and Tug McGraw needed. After Amos Otis struck out, a walk and two singles loaded the bases. Frank White lofted a foul pop in front of the Phillies dugout. Bob Boone and Pete Rose converged. The ball bounced off Boone's glove but the ever-alert Rose was there to make the catch. At 11:29 p.m. Veterans Stadium erupted when McGraw struck out Willie Wilson to win the World Series.

	R	H	E	WP: Carlton; LP: Gale
Kansas City	1	7	2	SV: McGraw
Phillies	4	9	0	HR: None
				Att: 65,838



POSTSEASON HISTORY

1981 NATIONAL LEAGUE DIVISION SERIES

PHILLIES VS. MONTREAL EXPOS

(Expos win series, 3 games to 2)

Game 1 – October 7

Steve Rogers gave up 10 hits but the Expos ace held off Steve Carlton and the Phillies, 3-1, at Montreal. Catcher Keith Moreland led the Phils with three hits.

	R	H	E	WP: Rogers; LP: Carlton
Phillies	1	10	0	SV: Reardon
Montreal	3	8	1	HR: Moreland
				Att: 34,327

Game 2 – October 8

Chris Speier's run-scoring single in the second inning and Gary Carter's two-run homer in the third gave the Expos a second straight win by the same score. Speier recorded the game-winning RBI in both games.

	R	H	E	WP: Gullickson; LP: Ruthven
Phillies	1	6	2	SV: Reardon
Montreal	3	7	0	HR: Carter
				Att: 45,896

Game 3 – October 9

The series shifted to the Vet and the Phillies used 13 hits (11 singles) and four Montreal errors to stay alive, 6-2. Gary Matthews was 3-for-4 for the Phils with a pair of runs scored. Mike Schmidt and Keith Moreland drove in two runs each. Larry Christenson allowed one run on four hits in six innings for the victory.

	R	H	E	WP: Christenson; LP: Burris
Montreal	2	8	4	HR: None
Phillies	6	13	0	Att: 36,835

Game 4 – October 10

George Vukovich hit a game-winning, pinch-hit homer in the 10th to even the series, 2-2. It was Vukovich's third pinch hit of the series and gave the Phillies a 6-5 win after losing leads of 4-0 and 5-4. Tug McGraw pitched three scoreless innings of relief for the win.

	R	H	E	WP: McGraw; LP: Reardon
Montreal	5	10	1	HR: Schmidt, Matthews,
Phillies	6	9	0	G. Vukovich; Carter
				Att: 38,818

Game 5 – October 11

Steve Rogers was the entire story as Montreal advanced to the NLCS. He held the Phillies scoreless on six hits and drove in the first two runs with a bases-loaded single in the fifth off Steve Carlton as the Expos prevailed, 3-0.

	R	H	E	WP: Rogers; LP: Carlton
Montreal	3	8	1	HR: None
Phillies	0	6	0	Att: 47,384

1983 NATIONAL LEAGUE CHAMPIONSHIP SERIES

PHILLIES VS. LOS ANGELES DODGERS

(Phillies win series, 3 games to 1)

Game 1 – October 4

Mike Schmidt homered as the third batter of the game to provide the 16th run of the season against LA pitching. Steve Carlton (7.2 IP) and Al Holland (1.1 IP) combined to blank the Dodgers on seven singles, 1-0, in LA.

	R	H	E	WP: Carlton; LP: Reuss
Phillies	1	5	1	SV: Holland
Los Angeles	0	7	0	HR: Schmidt
				Att: 49,963

Game 2 – October 5

Gary Matthews' second-inning solo homer was just the Phillies' 17th run off LA all season. It was the Phillies' lone run as the Dodgers evened the series, 4-1. The scene shifted to Veterans Stadium.

	R	H	E	WP: Valenzuela; LP: Denny
Phillies	1	7	2	SV: Niedenfuer
Los Angeles	4	6	1	HR: Matthews
				Att: 55,967

Game 3 – October 7

Gary Matthews and Charles Hudson were the stars of the show. Matthews had two singles, his second homer of the series, four RBI and a stolen base while Hudson pitched a four-hitter to give the Phillies a 7-2 win and 2-1 LCS lead.

	R	H	E	WP: Hudson; LP: Welch
Los Angeles	2	4	0	HR: Matthews; Marshall
Phillies	7	9	1	Att: 53,490

Game 4 – October 8

Sweet revenge. Riding homers from Gary Matthews and Sixto Lezcano, the Phillies headed to the World Series for the second time in four seasons. Matthews started the scoring with a three-run homer in the first inning of the 7-2 decision as Steve Carlton beat Jerry Reuss for the second time in four games. Phillies pitchers compiled a 1.03 ERA in the series, holding the Dodgers to a .209 average.

	R	H	E	WP: Carlton; LP: Reuss
Los Angeles	2	10	0	HR: Lezcano, Matthews; Baker
Phillies	7	13	1	Att: 64,494

POSTSEASON HISTORY

1983 WORLD SERIES PHILLIES VS. BALTIMORE ORIOLES (Orioles win series, 4 games to 1)

Game 1 – October 11

Playing in the rain, the Phillies edged the Orioles, 2-1, at Memorial Stadium, a game in which all the runs came on homers. Jim Dwyer put the Birds on top with a first-inning homer off John Denny. Joe Morgan tied it in the sixth and Garry Maddox delivered a game-winning shot in the eighth inning.

	R	H	E	WP: Denny; LP: McGregor
Phillies	2	5	0	SV: Holland
Baltimore	1	5	1	HR: Morgan, Maddox; Dwyer
				Att: 52,204

Game 2 – October 12

Rookies Charles Hudson and Mike Boddicker were the starting pitchers. The Phillies took a 1-0 lead in the fourth inning on Joe Lefebvre's sacrifice fly. Hudson retired 12 of the first 13 hitters but couldn't survive the fifth when the Orioles scored three times. Final: 4-1, with the Series heading north on I-95 to Veterans Stadium.

	R	H	E	WP: Boddicker; LP: Hudson
Phillies	1	3	0	HR: Lowenstein
Baltimore	4	9	1	Att: 52,132

Game 3 – October 14

Leadoff homers in the second (Gary Matthews) and third (Joe Morgan) innings staked Steve Carlton to a 2-0 lead. Baltimore cut the lead in half with a sixth-inning run and won the game with a pair in the seventh, the first coming on Benny Ayala's single and the second on an error by Ivan DeJesus.

	R	H	E	WP: Palmer; LP: Carlton
Baltimore	3	6	1	SV: Martinez
Phillies	2	8	2	HR: Matthews, Morgan; Ford
				Att: 65,792

Game 4 – October 15

Again, the Phillies took a lead, 3-2, after five innings. The Orioles tied a WS record with four consecutive pinch-hitters in a two-run sixth inning. Pinch-hitter John Shelby drove in the eventual game-winning run on a sacrifice fly. The Phillies scored a run in the ninth to pull within 5-4, but Joe Morgan lined out to second to end the game.

	R	H	E	WP: Davis; LP: Denny
Baltimore	5	10	1	SV: Martinez
Phillies	4	10	0	HR: None
				Att: 66,947

Game 5 – October 16

Scott McGregor's five-hit shutout brought Baltimore the World Championship. The Orioles had only five hits but three were home runs, two shots by Eddie Murray and one by Rick Dempsey.

	R	H	E	WP: McGregor; LP: Hudson
Baltimore	5	5	0	HR: Murray (2), Dempsey
Phillies	0	5	1	Att: 67,064

1993 NATIONAL LEAGUE CHAMPIONSHIP SERIES PHILLIES VS. ATLANTA BRAVES (Phillies win series, 4 games to 2)

Game 1 – October 6

Kim Batiste atoned for a ninth-inning error that helped the Braves tie the score by singling in John Kruk, who had doubled, with the winning run in the bottom of the 10th.

	R	H	E	WP: Williams; LP: McMichael
Atlanta	3	9	0	HR: Incaviglia
Phillies	4	9	1	Att: 62,412

Game 2 – October 7

Scoring six times in the top of the third inning, the Braves went on to thump the Phillies, 14-3. Atlanta hit four homers, two (Jeff Blauser and Damon Berryhill) coming in the big inning. Series moved to Atlanta tied at 1-1.

	R	H	E	WP: Maddux; LP: Greene
Atlanta	14	16	0	HR: Hollins, Dykstra; McGriff,
Phillies	3	7	2	Blauser, Pendleton, Berryhill
				Att: 62,436

Game 3 – October 9

Trailing 1-0 after five innings, the Braves again used the big inning to take a 2-1 series lead. They scored five times in the sixth on four hits, an error and a walk and came back with four more in the seventh to win, 9-4.

	R	H	E	WP: Glavine; LP: Mulholland
Phillies	4	10	1	HR: Kruk
Atlanta	9	12	0	Att: 52,032

Game 4 – October 10

Danny Jackson and Mitch Williams combined to stop the Braves offense on three doubles and seven singles, a 2-1 Sunday night victory. Kevin Stocker and Jackson drove in the two Phillies runs in the fourth inning.

	R	H	E	WP: Jackson; LP: Smoltz
Phillies	2	8	1	SV: Williams
Atlanta	1	10	1	HR: None
				Att: 52,032

Game 5 – October 11

Lenny Dykstra's solo homer in the 10th inning gave the Phillies a 4-3 victory and a 3-2 playoff lead as the series shifted back to Veterans Stadium. Larry Andersen struck out two in the 10th for the save.

	R	H	E	WP: Williams; LP: Wohlers
Phillies	4	6	1	SV: Andersen
Atlanta	3	7	1	HR: Daulton, Dykstra
				Att: 52,032

Game 6 – October 13

Before 62,502 fans, the Phillies jumped on Greg Maddux for six runs in 5.2 innings, including a two-run homer by Dave Hollins. The climax came when Mitch Williams struck out pinch-hitter Bill Pecota in the top of the ninth inning, setting off a rousing celebration. The 6-3 victory sent the Phillies to their third World Series in 13 years.

	R	H	E	WP: Greene; LP: Maddux
Atlanta	3	5	3	SV: Williams
Phillies	6	7	1	HR: Hollins; Blauser
				Att: 62,502

POSTSEASON HISTORY

1993 WORLD SERIES PHILLIES VS. TORONTO BLUE JAYS (Blue Jays win series, 4 games to 2)

Game 1 – October 16

The SkyDome was packed for the first game, an 8-5 victory for the Blue Jays. Devon White and John Olerud homered and reliever Al Leiter picked up the win with 2.2 scoreless innings.

	R	H	E	WP: Leiter; LP: Schilling
Phillies	5	11	1	SV: Ward
Toronto	8	10	3	HR: White, Olerud
				Att: 52,011

Game 2 – October 17

Jim Eisenreich capped a five-run third inning with a three-run homer off Dave Stewart. Lenny Dykstra also homered and made two outstanding catches, crashing into the center-field wall in the third and fourth innings. The scene shifted to Veterans Stadium with the Series knotted at one-all.

	R	H	E	WP: Mulholland; LP: Stewart
Phillies	6	12	0	SV: Williams
Toronto	4	8	0	HR: Eisenreich, Dykstra; Carter
				Att: 52,062

Game 3 – October 19

Paul Molitor, the DH in Toronto, played first base against LHP Danny Jackson. The veteran led the offense with a single, triple, home run and three RBI as the Blue Jays coasted to a 10-3 victory.

	R	H	E	WP: Hentgen; LP: Jackson
Toronto	10	13	1	HR: Thompson; Molitor
Phillies	3	9	0	Att: 62,689

Game 4 – October 20

Lenny Dykstra turned in an incredible performance, with a double, two homers, four runs scored, four RBI, a stolen base and an assist, but the Blue Jays rallied from 6-3, 12-7 and 14-9 deficits to win, 15-14, with a six-run eighth inning. The game lasted 4:14, longest in WS history up to that point.

	R	H	E	WP: Castillo; LP: Williams
Toronto	15	18	0	SV: Ward
Phillies	14	14	1	HR: Dykstra (2), Daulton
				Att: 62,731

Game 5 – October 21

Facing elimination, Curt Schilling rose to the occasion with the Phillies' first WS shutout, 2-0. Following an 18-hit attack the previous game, Schilling held the Blue Jays to five singles.

	R	H	E	WP: Schilling; LP: Guzman
Toronto	0	5	1	HR: None
Phillies	2	5	1	Att: 62,706

Game 6 – October 23

Veteran outfielder Joe Carter hit one of the most dramatic home runs in baseball history, a three-run shot over the left field wall in the last of the ninth to lift the Blue Jays to an 8-6 win and their second consecutive World Championship. They were the first team since the 1977-78 Yankees to repeat. Lenny Dykstra finished with four home runs, tying him for second for the most homers in one Series.

	R	H	E	WP: Ward; LP: Williams
Phillies	6	7	0	HR: Dykstra; Molitor, Carter
Toronto	8	10	2	Att: 52,195

2007 NATIONAL LEAGUE DIVISION SERIES PHILLIES VS. COLORADO ROCKIES (Rockies win series, 3 games to 0)

Game 1 – October 3

In their first postseason appearance in 14 years, the Phillies fell to the Rockies, 4-2, in Game 1 of the NLDS. Trailing 3-0, the Phils drew to within one run when Aaron Rowand and Pat Burrell hit back-to-back homers in the fifth inning, a first in the club's playoff history. Colorado added an insurance run in the eighth on Matt Holliday's solo homer. Phils starter Cole Hamels retired the side in order in five of his six full innings, but took the loss in the first-ever playoff game at Citizens Bank Park.

	R	H	E	WP: Francis; LP: Hamels
Colorado	4	6	0	SV: Corpas
Phillies	2	4	0	HR: Rowand, Burrell; Holliday
				Att: 45,655

Game 2 – October 4

In front of what was the largest crowd in the history of Citizens Bank Park at the time, the Phillies dropped Game 2, 10-5. Colorado jumped out to a 2-0 lead in the first inning on back-to-back homers off Kyle Kendrick, the second-youngest Phillie to start a postseason game. Jimmy Rollins led off the bottom half of the first with a home run – another first in the team's playoff history – to cut the Rockies' lead in half and put the Phils ahead, 3-2, in the second with an RBI triple. The Rockies took the lead for good in the fourth on Kazuo Matsui's two-out grand slam off Kyle Lohse.

	R	H	E	WP: Fogg; LP: Kendrick
Colorado	10	12	1	SV: Corpas
Phillies	5	9	0	HR: Rollins, Howard; Tulowitzki, Holliday, Matsui
				Att: 45,991

Game 3 – October 6

Despite a strong start from veteran Jamie Moyer – 6.0 innings, one run – the Phillies were eliminated from the playoffs following a 2-1 loss to the Rockies. Trailing 1-0 in the seventh inning, Shane Victorino tied the game with a solo home run. Colorado responded in the eighth, though, with three straight two-out singles to take a 2-1 lead, sweeping the Phillies out of the postseason.

	R	H	E	WP: Fuentes; LP: Romero
Phillies	1	3	0	SV: Corpas
Colorado	2	9	0	HR: Victorino
				Att: 50,724

POSTSEASON HISTORY

2008 NATIONAL LEAGUE DIVISION SERIES

PHILLIES VS. MILWAUKEE BREWERS

(Phillies win series, 3 games to 1)

Game 1 – October 1

The Phillies earned their first postseason win in 15 years with a 3-1 victory over the Brewers at Citizens Bank Park. Cole Hamels pitched 8.0 shutout innings to get the win and opened the game retiring the first 14 batters he faced. The Phils scored three runs (all unearned) in the third inning, with the big blow coming on Chase Utley's two-run double.

	R	H	E	WP: Hamels; LP: Gallardo
Milwaukee	1	4	1	SV: Lidge
Phillies	3	4	1	HR: None
				Att: 45,929

Game 2 – October 2

For the second straight game, the Phillies did all their scoring in one inning. Brett Myers' nine-pitch walk and Shane Victorino's grand slam off Milwaukee starter CC Sabathia highlighted a five-run second inning that carried the Phils to a 5-2 win. Myers allowed two runs in 7.0 innings to earn the win in front of a sellout crowd at Citizens Bank Park.

	R	H	E	WP: Myers; LP: Sabathia
Milwaukee	2	3	0	SV: Lidge
Phillies	5	9	1	HR: Victorino
				Att: 46,208

Game 3 – October 4

The series shifted to Milwaukee's Miller Park for the Brewers' first home playoff game since 1982. The Phils could only manage one run as they left seven runners on base in the game, including six in scoring position, to fall to the Brewers, 4-1.

	R	H	E	WP: Bush; LP: Moyer
Phillies	1	9	0	SV: Torres
Milwaukee	4	11	0	HR: None
				Att: 43,992

Game 4 – October 5

Philadelphia punched its ticket to the National League Championship Series with a 6-2 win at Miller Park. Jimmy Rollins set the tone for the Phils with a leadoff home run off Jeff Suppan. Joe Blanton got the win, allowing just one run in his 6.0 innings pitched, while Pat Burrell provided plenty of offense, going 3-for-4 with a pair of HR and four RBI.

	R	H	E	WP: Blanton; LP: Suppan
Phillies	6	10	0	HR: Burrell (2), Rollins, Werth;
Milwaukee	2	8	0	Felder
				Att: 43,934

2008 NATIONAL LEAGUE CHAMPIONSHIP SERIES

PHILLIES VS. LOS ANGELES DODGERS

(Phillies win series, 4 games to 1)

Game 1 – October 9

The Phillies came from behind to beat the Dodgers, 3-2, at Citizens Bank Park. Trailing 2-0 in the sixth inning, Shane Victorino reached base on Rafael Furcal's throwing error and scored on the next pitch as Chase Utley hit a two-run HR off Dodgers starter Derek Lowe. Pat Burrell's solo HR two batters later put the Phils ahead for good and earned Cole Hamels his second Game 1 win of the postseason.

	R	H	E	WP: Hamels; LP: Lowe
Los Angeles	2	7	1	SV: Lidge
Phillies	3	7	0	HR: Utley, Burrell
				Att: 45,839

Game 2 – October 10

Brett Myers won Game 2 for the Phillies with his arm and his bat. Myers, who went 5.0 innings on the mound, became the first pitcher in LCS history to record three hits in a game and the first since 1919 with three hits and three RBI in a postseason game. Brad Lidge struck out the side for his fourth save of the postseason, sending the Phils to Los Angeles with a 2-0 series lead.

	R	H	E	WP: Myers; LP: Billingsley
Los Angeles	5	8	1	SV: Lidge
Phillies	8	11	1	HR: Ramirez
				Att: 45,883

Game 3 – October 12

Los Angeles extended the series with a 7-2 win at Dodger Stadium. Phils starter Jamie Moyer struggled, allowing six runs in only 1.1 innings pitched. Tempers flared when Dodgers starter Hiroki Kuroda threw inside to Shane Victorino in the third inning, clearing both benches.

	R	H	E	WP: Kuroda; LP: Moyer
Phillies	2	7	0	HR: Furcal
Los Angeles	7	10	0	Att: 56,800

Game 4 – October 13

The Dodgers seemed poised to even the series at two games apiece until the Phillies made a stunning comeback to take Game 4. Trailing by two runs in the eighth inning, Shane Victorino hit a two-run home run off Cory Wade to tie the game at five and three batters later, pinch-hitter Matt Stairs hit a two-out, two-run home run deep into the right field seats to put the Phils ahead by the eventual final score, 7-5.

	R	H	E	WP: Madson; LP: Wade
Phillies	7	12	1	SV: Lidge
Los Angeles	5	11	0	HR: Victorino, Stairs; Blake
				Att: 56,800

Game 5 – October 15

The Phillies clinched their sixth National League pennant with a 5-1 win at Dodger Stadium. Just as he did in the series-clinching game against the Brewers, Jimmy Rollins hit a leadoff home run to put the Phils on the board first. Cole Hamels turned in another solid performance to earn the win and was named NLCS MVP for his efforts.

	R	H	E	WP: Hamels; LP: Billingsley
Phillies	5	8	0	HR: Rollins; Ramirez
Los Angeles	1	7	3	Att: 56,800

POSTSEASON HISTORY

2008 WORLD SERIES PHILLIES VS. TAMPA BAY RAYS (Phillies win series, 4 games to 1)

Game 1 – October 22

A two-run home run by Chase Utley in the first inning quieted the sellout crowd at Tampa Bay's Tropicana Field and helped the Phils to a 3-2 win in Game 1 of the Fall Classic. With the help of some great defense, Cole Hamels improved to 4-0 in four postseason starts, holding the Rays to two runs on five hits in 7.0 innings.

	R	H	E	WP: Hamels; LP: Kazmir
Phillies	3	8	1	SV: Lidge
Tampa Bay	2	5	1	HR: Utley; Crawford Att: 40,783

Game 2 – October 23

Tampa Bay knotted the series at one game apiece with a 4-2 win. The Rays jumped out to a 3-0 lead after two innings thanks to a pair of RBI groundouts and an RBI single. Starter Brett Myers kept the Phils in the game for his 7.0 innings, but the Phillies struggled at the plate, going 1-for-15 with runners in scoring position and leaving 11 men on base.

	R	H	E	WP: Shields; LP: Myers
Phillies	2	9	2	HR: Bruntlett
Tampa Bay	4	7	1	Att: 40,843

Game 3 – October 25

Fifteen years and a 91-minute rain delay later, the World Series returned to the City of Brotherly Love. As the second oldest pitcher to start a World Series game, Jamie Moyer rebounded from his first two subpar postseason starts, allowing three runs on five hits in 6.1 innings pitched. A walk-off infield single by Carlos Ruiz against a five-man Rays infield broke a 4-4 tie and gave the Phillies a 2-1 series lead.

	R	H	E	WP: Romero; LP: Howell
Tampa Bay	4	6	1	HR: Ruiz, Utley, Howard
Phillies	5	7	1	Att: 45,900

Game 4 – October 26

The Phillies' offense exploded with 12 hits in a 10-2 win at Citizens Bank Park. Ryan Howard led the way with two home runs and five RBI and Phils starter Joe Blanton was impressive both on the mound and at the plate. He allowed two runs on four hits with seven strikeouts over 6.0 innings pitched and connected for his first career homer – a solo shot – in the fifth inning off Edwin Jackson.

	R	H	E	WP: Blanton; LP: Sonnanstine
Tampa Bay	2	5	2	HR: Howard (2), Blanton,
Phillies	10	12	1	Werth; Crawford, Hinske Att: 45,903

Game 5 – October 27

Although it took two days to complete, it was worth the wait as the Phillies won their second world title in franchise history with a 4-3 win over the Rays. Trailing 2-0 after the first inning, the two coldest bats in Tampa Bay's lineup heated up and knotted the game, 2-2, after five and a half innings. At that point, heavy rains caused Commissioner Bud Selig to suspend the game – a first in World Series history – for 46 hours. When play resumed on Wednesday, October 29, an RBI single by Pedro Feliz in the seventh inning scored Eric Bruntlett from third base and ended a 28-year title drought for the Phillies and a 25-year drought for the city.

	R	H	E	WP: Romero; LP: Howell
Tampa Bay	3	10	0	SV: Lidge
Phillies	4	8	1	HR: Baldelli Att: 45,940



POSTSEASON HISTORY

2009 NATIONAL LEAGUE DIVISION SERIES

PHILLIES VS. COLORADO ROCKIES

(Phillies win series, 3 games to 1)

Game 1 – October 7

In his first career postseason appearance, Cliff Lee pitched the Phillies to a 5-1 win over the Rockies at Citizens Bank Park. Lee, who threw the ninth complete game in Phillies postseason history, held Colorado scoreless through his first 8.0 innings pitched and scattered six hits on the day while striking out five. Left fielder Raúl Ibáñez finished with two hits and two runs batted in.

	R	H	E	WP: Lee; LP: Jimenez
Colorado	1	6	1	HR: None
Phillies	5	12	0	Att: 46,452

Game 2 – October 8

Colorado evened up the series with a 5-4 win over Cole Hamels and the Phillies in front of a sellout crowd at Citizens Bank Park. Trailing, 4-0, after five innings, the Phillies battled back, scoring three runs in the sixth inning and one more in the eighth to make it a one-run game. Philadelphia had a pair of base runners on in the ninth inning but could not get the tying run in off Rockies closer Huston Street.

	R	H	E	WP: Cook; LP: Hamels
Colorado	5	9	1	SV: Street
Phillies	4	11	0	HR: Werth; Torrealba
				Att: 46,528

Game 3 – October 11

Due to snow and record-low temperatures in the Denver area, Game 3, originally scheduled for October 10, was postponed to the following day. Despite a first-pitch temperature of 35 degrees at Coors Field, the Phillies beat the cold and the Rockies, 6-5. The Phils overcame a 3-1 deficit after three innings, broke a 4-4 tie in the sixth inning and a 5-5 tie in the ninth on a Ryan Howard sacrifice fly to take a 2-1 series lead.

	R	H	E	WP: Durbin; LP: Street
Phillies	6	8	0	SV: Lidge
Colorado	5	10	0	HR: Utley; Gonzalez
				Att: 50,109

Game 4 – October 12

The Phillies closed out the NLDS in dramatic, come-from-behind fashion with a 5-4 win at Coors Field. In the top of the ninth inning, Colorado held a two-run lead and was one out away from forcing a decisive Game 5 before a two-run double by Ryan Howard off Huston Street knotted the game, 4-4. Jayson Werth followed with a single to drive in Howard with the go-ahead run. Scott Eyre and Brad Lidge came on in the bottom of the inning to close out the game and send the Phils to the NLCS for the second straight year.

	R	H	E	WP: Madson; LP: Street
Phillies	5	9	2	SV: Lidge
Colorado	4	9	0	HR: Victorino, Werth
				Att: 49,940

2009 NATIONAL LEAGUE CHAMPIONSHIP SERIES

PHILLIES VS. LOS ANGELES DODGERS

(Phillies win series, 4 games to 1)

Game 1 – October 15

The Phillies opened the NLCS with an 8-6 win at Dodger Stadium. Philadelphia erased the Dodgers' early 1-0 lead with a five-run fifth inning, highlighted by Carlos Ruiz's three-run homer off LA starter Clayton Kershaw. Raúl Ibáñez added a three-run homer of his own in the eighth inning and Brad Lidge came on in the ninth to nail down the save.

	R	H	E	WP: Hamels; LP: Kershaw
Phillies	8	8	1	SV: Lidge
Los Angeles	6	14	0	HR: Ruiz, Ibáñez; Loney, Ramirez
				Att: 56,000

Game 2 – October 16

In his first postseason appearance with the Phillies, Pedro Martinez allowed only two hits over his 7.0 scoreless innings pitched, but Los Angeles tied the series with a 2-1 win. Ryan Howard's fourth-inning solo home run off Dodgers starter Vicente Padilla gave the Phils a 1-0 lead. In the eighth inning, a Chase Utley throwing error on a double play attempt allowed the tying run to score, and Andre Ethier's bases-loaded walk off J.A. Happ drove in the eventual game-winning run.

	R	H	E	WP: Kuo; LP: Park; SV: Broxton
Phillies	1	4	1	HR: Howard
Los Angeles	2	5	0	Att: 56,000

Game 3 – October 18

In what was the largest margin of victory in the club's postseason history, the Phillies blanked the Dodgers, 11-0, at Citizens Bank Park. Cliff Lee turned in another gem, scattering three hits and striking out 10 over 8.0 innings. The Phillies exploded early for six runs on six hits, chasing Dodgers starter Hiroki Kuroda in the second inning. Ryan Howard and Shane Victorino led the way offensively, driving in three runs apiece.

	R	H	E	WP: Lee; LP: Kuroda
Los Angeles	0	3	0	HR: Werth, Victorino
Phillies	11	11	0	Att: 45,721

Game 4 – October 19

Jimmy Rollins' clutch hit gave the Phillies a dramatic 5-4 win in Game 4. Trailing 4-3 in the bottom of the ninth inning, Rollins laced a two-out double off Dodgers closer Jonathan Broxton to the right-center field gap, scoring pinch-runner Eric Bruntlett from second base and Carlos Ruiz from first. It marked the fourth walk-off win in Phillies postseason history.

	R	H	E	WP: Lidge; LP: Broxton
Los Angeles	4	8	0	HR: Howard; Kemp
Phillies	5	5	1	Att: 46,157

Game 5 – October 21

Philadelphia wrapped up its seventh National League pennant and second in as many years with a 10-4 win over the Dodgers at Citizens Bank Park. A three-run home run in the first inning by Jayson Werth, his first of two in the game, set the tone for the Phillies offense. Ryan Howard, who finished the series batting .333 with two homers and eight runs batted in, was named NLCS MVP.

	R	H	E	WP: Durbin; LP: Padilla
Los Angeles	4	8	0	HR: Werth (2), Feliz, Victorino;
Phillies	10	8	0	Ethier, Loney, Hudson
				Att: 46,214

POSTSEASON HISTORY

2009 WORLD SERIES PHILLIES VS. NEW YORK YANKEES (Yankees win series, 4 games to 2)

Game 1 – October 28

Chase Utley and Cliff Lee led the Phillies to a 6-1 win in the first-ever World Series game at new Yankee Stadium. Utley gave the Phils the early advantage with a pair of solo home runs off Yankees starter CC Sabathia, one in the third and the other in the sixth inning. Lee tied the Phillies postseason record with 10 strikeouts and threw his second complete game of the 2009 playoffs. New York managed to score an unearned run in the ninth inning off Lee, who allowed only eight base runners on the night, including five through his first 8.0 innings.

	R	H	E	WP: Lee; LP: Sabathia
Phillies	6	9	1	HR: Utley (2)
New York	1	6	0	Att: 50,207

Game 2 – October 29

The Series headed south to Philadelphia tied at 1-1 after the Yankees' 3-1 win in Game 2. Phillies starter Pedro Martinez (6.0 IP, 3 R) turned in a solid performance but he was bested by A.J. Burnett (7.0 IP, 1 R). Matt Stairs' RBI single in the second inning gave the Phils a 1-0 lead, but solo homers by Mark Teixeira and Hideki Matsui put New York ahead for good. Mariano Rivera came on in the eighth to earn a two-inning save for the Yankees.

	R	H	E	WP: Burnett; LP: Martinez
Phillies	1	6	0	SV: Rivera
New York	3	8	0	HR: Teixeira, Matsui
				Att: 50,181

Game 3 – October 31

After waiting out an 80-minute rain delay prior to Game 3, the Yankees took a 2-games-to-1 advantage in the Series with an 8-5 win at Citizens Bank Park. The Phillies jumped out to an early 3-0 lead off New York starter Andy Pettitte but could not hold on. One inning after Alex Rodriguez's two-run homer off Cole Hamels got the Yankees on the board, New York scored three more runs off Hamels in the fifth inning to take the lead and the game.

	R	H	E	WP: Pettitte; LP: Hamels
New York	8	8	1	HR: Werth (2), Ruiz; Rodriguez,
Phillies	5	6	0	Swisher, Matsui
				Att: 46,061

Game 4 – November 1

In a game that was back and forth early, the Yankees used a late charge to beat the Phillies, 7-4, at Citizens Bank Park. Pedro Feliz's two-out solo home run off Joba Chamberlain in the bottom of the eighth inning tied the game at four, but New York put together a two-out, three-run rally off Brad Lidge in the top of the ninth to stun the Phillies and take a 3-1 series lead.

	R	H	E	WP: Chamberlain; LP: Lidge
New York	7	9	1	SV: Rivera
Phillies	4	8	1	HR: Utley, Feliz
				Att: 45,903

Game 5 – November 2

With their backs against the wall, the Phillies turned to Cliff Lee, who delivered an 8-6 win over the Yankees at Citizens Bank Park. Philadelphia jumped out to a 3-1 lead thanks to a three-run homer by Chase Utley off A.J. Burnett in the first inning. Utley hit his second homer of the game – his record-tying fifth in the World Series – in the seventh inning off Phil Coke for his second multi-homer game of the series. Ryan Madson came on in the ninth for the save as the Phils staved off elimination and headed back up to New York for Game 6.

	R	H	E	WP: Lee; LP: Burnett
New York	6	10	0	SV: Madson
Phillies	8	9	0	HR: Utley (2), Ibañez
				Att: 46,178

Game 6 – November 4

The Phillies could not contain Hideki Matsui and the Yankees as New York took the Series with a 7-3 win at Yankee Stadium. Matsui finished the game with three hits and a record-tying six runs batted in en route to being named World Series MVP. Pedro Martinez took the loss for the Phillies, who could only manage three runs on four hits off winning pitcher Andy Pettitte.

	R	H	E	WP: Pettitte; LP: Martinez
Phillies	3	6	0	HR: Howard; Matsui
New York	7	8	0	Att: 50,315



POSTSEASON HISTORY

2010 NATIONAL LEAGUE DIVISION SERIES

PHILLIES VS. CINCINNATI REDS

(Phillies win series, 3 games to 0)

Game 1 – October 6

In his postseason debut, Roy Halladay became the second pitcher in MLB history to throw a no-hitter in the playoffs in a 4-0 win over Cincinnati. Halladay narrowly missed throwing his second perfect game of the calendar year as he walked one batter, Jay Bruce, in the fifth inning. After taking a 1-0 lead in the first inning, the Phillies extended their lead in the second on an RBI single by Halladay and a two-run base hit by Shane Victorino. The win was the Phillies' seventh consecutive victory in Game 1 of a postseason series, tying the National League record.

	R	H	E	WP: Halladay; LP: Volquez
Cincinnati	0	0	1	HR: None
Phillies	4	5	0	Att: 46,411

Game 2 – October 8

Philadelphia took a 2-0 series lead in a wild, 7-4 victory at Citizens Bank Park. The series appeared to be heading to Cincinnati tied at one game apiece when the Reds took a 4-0 lead into the bottom of the fifth inning. The Phillies offense, however, responded and cut Cincinnati's lead to one (4-3) after six. In the seventh, Philadelphia plated three unearned runs to take the lead and the game. Reds outfielder Jay Bruce lost a fly ball hit by Jimmy Rollins in the lights with runners on first and second which allowed both runners to score. Five of the seven runs scored by the Phils were unearned and both teams combined to commit six errors in the game, which set a League Division Series single-game record.

	R	H	E	WP: Contreras; LP: Chapman
Cincinnati	4	6	4	SV: Lidge
Phillies	7	8	2	HR: Phillips, Bruce Att: 46,511

Game 3 – October 10

Cole Hamels threw a five-hit shutout to beat the Reds, 2-0, at Great American Ball Park and give the Phillies their first-ever postseason series sweep. The Phils took a 1-0 lead in the first inning when they capitalized on a throwing error by Reds shortstop Orlando Cabrera. Chase Utley belted the club's first home run of the postseason off Cincinnati starter Johnny Cueto in the fifth to put the Phils ahead, 2-0. Hamels, who struck out nine, became the third pitcher in team history to throw a postseason shutout.

	R	H	E	WP: Hamels; LP: Cueto
Phillies	2	8	1	HR: Utley
Cincinnati	0	5	2	Att: 44,599

2010 NATIONAL LEAGUE CHAMPIONSHIP SERIES

PHILLIES VS. SAN FRANCISCO GIANTS

(Giants win series, 4 games to 2)

Game 1 – October 16

The highly anticipated clash between former Cy Young Award winners Roy Halladay and Tim Lincecum went to the Giants as they took Game 1 at Citizens Bank Park, 4-3. The Phillies managed three runs on six hits off Lincecum but were shut down by the back of San Francisco's bullpen.

	R	H	E	WP: Lincecum; LP: Halladay
San Francisco	4	9	0	SV: Wilson
Phillies	3	7	0	HR: Ruiz, Werth; Ross (2) Att: 45,929

Game 2 – October 17

Philadelphia knotted the series at a game apiece with a 6-1 victory behind Roy Oswalt, who allowed only one run on three hits and struck out nine in 8.0 innings. The Phillies blew the game open with a four-run seventh, highlighted by a bases-clearing double by Jimmy Rollins.

	R	H	E	WP: Oswalt; LP: Sanchez
San Francisco	1	4	1	HR: Ross
Phillies	6	8	0	Att: 46,099

Game 3 – October 19

Cole Hamels pitched well but the Phillies' bats went quiet in a 3-0 loss at AT&T Park. Giants starter Matt Cain allowed only two hits over 7.0 innings en route to the victory.

	R	H	E	WP: Cain; LP: Hamels; SV: Wilson
Phillies	0	3	1	HR: None
San Francisco	3	4	0	Att: 45,721

Game 4 – October 20

San Francisco walked off with a 6-5 win to take a 3-1 series lead. The Phils took a 4-3 lead into the bottom of the sixth inning, but the Giants scored two runs off the bullpen to grab a 5-4 advantage. Back-to-back doubles by Ryan Howard and Jayson Werth in the eighth tied the game, but the Giants rallied off Roy Oswalt, who entered in relief in the ninth, and won on pinch-hitter Juan Uribe's sacrifice fly.

	R	H	E	WP: Wilson; LP: Oswalt
Phillies	5	9	1	HR: None
San Francisco	6	11	0	Att: 43,515

Game 5 – October 21

Facing elimination, the Phillies extended the series behind a gutsy performance by Roy Halladay, who pitched with an injured groin in the 4-2 win. Jayson Werth's solo homer in the ninth inning gave closer Brad Lidge some insurance.

	R	H	E	WP: Halladay; LP: Lincecum
Phillies	4	6	1	SV: Lidge
San Francisco	2	7	2	HR: Werth; Att: 43,713

Game 6 – October 23

The Phillies' postseason run came to an end in a 3-2 loss. With momentum and a sold-out crowd on their side, Philadelphia jumped out to a 2-0 lead in the first inning. However, the Giants tied it up in the top of the third and then used seven scoreless innings by their bullpen to stymie the Phils, who left 11 men on base and finished 2-for-11 with runners in scoring position. San Francisco took a 3-2 lead in the eighth on a solo homer by Juan Uribe off Ryan Madson and Giants closer Brian Wilson recorded the final five outs to end the Phils' chances for a third consecutive NL pennant.

	R	H	E	WP: Lopez; LP: Madson
San Francisco	3	13	0	SV: Wilson
Phillies	2	8	1	HR: Uribe; Att: 46,214

POSTSEASON HISTORY

2011 NATIONAL LEAGUE DIVISION SERIES PHILLIES VS. ST. LOUIS CARDINALS (Cardinals win series, 3 games to 2)

Game 1 – October 1

The Phillies took the series lead with an 11-6 win at Citizens Bank Park. Cardinals starter Kyle Lohse kept the Phils' bats in check until they exploded for a five-run sixth inning, highlighted by Ryan Howard's go-ahead three-run homer. After allowing three runs in the first inning, Phils starter Roy Halladay sat down the final 21 batters faced to earn the win.

	R	H	E	WP: Halladay; LP: Lohse
St. Louis	6	7	1	HR: Howard; Ibañez; Berkman
Phillies	11	14	0	Att: 46,480

Game 2 – October 2

Philadelphia held a 4-0 lead after two innings against Cardinals starter Chris Carpenter who pitched on three days' rest for the first time in his career. Despite a nine-strikeout performance, Cliff Lee could not silence St. Louis' bats as they rallied for a 5-4 victory that evened the series at one game apiece.

	R	H	E	WP: Dotel; LP: Lee; SV: Motte
St. Louis	5	13	0	HR: None
Phillies	4	6	0	Att: 46,575

Game 3 – October 4

A 3-2 win at Busch Stadium gave the Phillies a 2-1 series lead. Pinch-hitter Ben Francisco's three-run home run off Jaime Garcia in the seventh were all the runs Philadelphia needed. Cole Hamels started for the Phils and threw 6.0 scoreless innings. Ryan Madson recorded a five-out save when he worked out of a bases-loaded jam in the eighth and pitched out of trouble in the ninth.

	R	H	E	WP: Hamels; LP: Garcia
Phillies	3	7	0	SV: Madson
St. Louis	2	12	0	HR: Francisco
				Att: 46,914

Game 4 – October 5

St. Louis avoided elimination with a 5-3 victory. The Phillies' first three batters of the game reached base which produced two runs, but the offense went cold from then on as Cardinals starter Edwin Jackson and the St. Louis bullpen kept the Phils at bay and sent the series back to Philadelphia for a decisive Game 5.

	R	H	E	WP: Jackson; LP: Oswalt
Phillies	3	7	1	SV: Motte
St. Louis	5	6	0	HR: Freese
				Att: 47,071

Game 5 – October 7

The Phillies came up short in a pitchers' duel between staff aces and former teammates Halladay and Carpenter in the series-deciding game. Back-to-back extra-base hits from the Cardinals' first two hitters of the night produced the game's only run. Carpenter, who did not allow a Phillies base runner past first base after the fourth inning, threw a three-hit shutout and denied the Phils a fourth straight trip to the National League Championship Series.

	R	H	E	WP: Carpenter; LP: Halladay
St. Louis	1	6	1	HR: None
Phillies	0	3	2	Att: 46,530

2022 NATIONAL LEAGUE WILD CARD SERIES PHILLIES VS. ST. LOUIS CARDINALS (Phillies win series, 2 games to 0)

Game 1 – October 7

Trailing 2-0 heading into the ninth inning, the Phillies sent 10 batters to the plate in their final at-bat, exploding for six unanswered runs. Alec Bohm plated the first run with a bases-loaded hit by pitch and Jean Segura followed with a two-run single. Zack Wheeler tossed 6.1 scoreless innings and allowed only four base runners in his postseason debut.

	R	H	E	WP: Robertson; LP: Helsley
Phillies	6	5	0	HR: Yezpez
St. Louis	3	5	0	Att: 45,911

Game 2 – October 8

Aaron Nola and the bullpen shut out the Cardinals 2-0 to earn the club its first playoff series win since 2010. Nola, in his first career postseason start, struck out six and walked just one in 6.2 innings of work. José Alvarado and Seranthony Domínguez both worked scoreless appearances before turning the ball over to Zach Eflin for his second career save, the other coming in the postseason clincher five days earlier. Bryce Harper got the scoring started with a second-inning home run and Kyle Schwarber also drove in a run.

	R	H	E	WP: Nola; LP: Mikolas
Phillies	2	4	0	SV: Eflin
St. Louis	0	7	0	HR: Harper
				Att: 48,515



POSTSEASON HISTORY

2022 NATIONAL LEAGUE DIVISION SERIES

PHILLIES VS. ATLANTA BRAVES

(Phillies win series, 3 games to 1)

Game 1 – October 11

The Phillies, led by Nick Castellanos' huge performance, won 7-6. Castellanos drove in three runs, going 3-for-5 with a double, and made a potential game-saving sliding catch in right field in the bottom of the ninth. Bryce Harper added a three-hit effort of his own and Alec Bohm drove in two runs as the Phillies jumped to a 1-0 series lead.

	R	H	E	WP: Domínguez; LP: Fried
Phillies	7	12	0	HR: Olson, d'Arnaud
Atlanta	6	9	1	Att: 42,641

Game 2 – October 12

Atlanta evened the series at one game apiece behind Kyle Wright and the bullpen, who combined to shut out the Phillies, 3-0. Wright allowed only three base runners in 6.0 innings and was followed by scoreless frames from A.J. Minter, Raisel Iglesias and Kenley Jansen. Atlanta managed only four hits, but three of them were RBI singles in the sixth inning.

	R	H	E	WP: Wright; LP: Wheeler
Phillies	0	3	0	SV: Jansen
Atlanta	3	4	0	HR: None
				Att: 42,735

Game 3 – October 14

In their first home playoff game in 11 years, the Phillies' bats exploded for nine runs, six of which came in the third inning. Bryson Stott started the scoring with an RBI double down the right field line and two batters later, Rhys Hoskins crushed a three-run homer to left to put the Phillies up 4-0. Bryce Harper put the exclamation point on the inning with a two-run shot of his own. Aaron Nola became the first Phillie ever to pitch at least 6.0 innings and allow no earned runs in each of his first two career postseason starts.

	R	H	E	WP: Nola; LP: Strider
Atlanta	1	6	1	HR: Hoskins, Harper
Phillies	9	8	2	Att: 45,538

Game 4 – October 15

Another burst of offense propelled the Phillies to a 3-1 series win, and their first trip to the NLCS since 2010. Brandon Marsh put the Phillies on top with a three-run homer in the second inning – one of three home runs on the day for the club – and they would never surrender the lead. J.T. Realmuto hit the first inside-the park home run in Phillies postseason history. Every Phillies starter reached base at least once and six different Phillies pitchers combined to hold the Braves' offense to three solo home runs.

	R	H	E	WP: Hand; LP: Morton
Atlanta	3	4	0	HR: Realmuto, Harper, Marsh;
Phillies	8	13	0	Olson, d'Arnaud, Arcia
				Att: 45,660

2022 NATIONAL LEAGUE CHAMPIONSHIP SERIES

PHILLIES VS. SAN DIEGO PADRES

(Phillies win series, 4 games to 1)

Game 1 – October 18

Two solo home runs were all the offense needed to earn a 1-0 series lead. Bryce Harper's fourth-inning shot was the winning run, and Kyle Schwarber's 488-foot blast in the sixth was the farthest homer of his career. Zack Wheeler tossed 7.0 shutout innings with one hit allowed.

	R	H	E	WP: Wheeler; LP: Darvish
Phillies	2	3	1	SV: Alvarado
San Diego	0	1	0	HR: Harper, Schwarber
				Att: 44,826

Game 2 – October 19

The Phillies jumped to a four-run lead in the second, but San Diego responded with two in the bottom half of the inning and five more in the fifth to erase the deficit and ultimately even the series. The Padres clubbed three home runs and the bullpen combined for 4.0 innings of one-run ball, the lone blemish a solo homer from Rhys Hoskins.

	R	H	E	WP: Snell; LP: Nola; SV: Hader
Phillies	5	8	0	HR: Hoskins; Machado, Drury,
San Diego	8	13	1	Bell
				Att: 44,607

Game 3 – October 21

Kyle Schwarber set the tone in the momentum-shifting Game 3 with a leadoff homer and the Phillies later received a go-ahead, two-run single from Jean Segura and RBI double from Alec Bohm. Ranger Suárez earned his first career postseason victory, delivering 5.0 innings with two runs allowed on two hits.

	R	H	E	WP: Suárez; LP: Musgrove
San Diego	2	7	0	SV: Domínguez
Phillies	4	9	2	HR: Schwarber
				Att: 45,279

Game 4 – October 22

Sparked by a Manny Machado home run, the Padres scored four times in the first to take an early lead. But the Phillies struck for three in the bottom of the inning (two on a Rhys Hoskins home run), knocking starter Mike Clevinger from the game. The battle of the bullpens went the way of the Phillies as six Phils relievers combined for 8.1 innings with just two runs allowed.

	R	H	E	WP: Hand; LP: Manaea
San Diego	6	8	0	HR: Hoskins (2), Schwarber,
Phillies	10	11	0	Realmuto; Machado, Soto
				Att: 45,467

Game 5 – October 23

A dramatic go-ahead home run in the eighth inning off the bat of Bryce Harper secured the National League pennant for the eighth time in club history. Trailing 3-2 in a game marred by rain, Harper took Robert Suarez's 2-2 pitch out of the ballpark to give the Phillies the lead. Ranger Suárez, who entered with two runners on base in the ninth, nailed down the save. Rhys Hoskins homered for the fourth time in the series but Harper's late-game heroics earned him NLCS MVP.

	R	H	E	WP: Alvarado; LP: Suarez
San Diego	3	5	0	SV: Suárez
Phillies	4	6	0	HR: Hoskins, Harper; Soto
				Att: 45,485

POSTSEASON HISTORY

2022 WORLD SERIES PHILLIES VS. HOUSTON ASTROS (Astros win series, 4 games to 2)

Game 1 – October 28

Trailing 5-0 after three innings, the Phillies mounted their largest comeback in club postseason history, scoring five runs off eventual Cy Young winner Justin Verlander and a sixth unanswered run to win the game in 10 innings. J.T. Realmuto drove in three runs, one of which was the winning run on an opposite-field homer in extras. The Phillies bullpen combined for 5.2 scoreless innings to hold the Astros bats in check.

	R	H	E	WP: Dominguez; LP: Garcia
Phillies	6	9	0	SV: Robertson
Houston	5	10	0	HR: Realmuto; Tucker
				Att: 42,903

Game 2 – October 29

Three straight doubles to begin the game jump-started the Astros, who took a 5-0 lead for the second straight night. Alex Bregman hit his first homer of the postseason in the fifth and Framber Valdez allowed just one run and struck out nine in 6.1 innings of work. The Phillies scored a run in both the seventh and ninth but were unable to mount the comeback as Houston evened the series, 1-1.

	R	H	E	WP: Valdez; LP: Wheeler
Phillies	2	6	1	HR: Bregman
Houston	5	7	2	Att: 42,926

Game 3 – November 1

After Halloween rain forced a postponement of Game 3 by a day, the Phillies were clicking on all cylinders as they tied a World Series record with five home runs – all off starter Lance McCullers Jr. – in a 7-0 shutout win. Bryce Harper started the scoring with a two-run shot on the first pitch he saw, and was followed by home runs from Alec Bohm, Brandon Marsh, Rhys Hoskins and Kyle Schwarber. Bohm's was the 1,000th homer in World Series history. Ranger Suárez pitched 5.0 shutout innings and the bullpen followed with 4.0 scoreless frames.

	R	H	E	WP: Suárez; LP: McCullers Jr.
Houston	0	5	0	HR: Harper, Bohm, Marsh,
Phillies	7	7	0	Hoskins, Schwarber
				Att: 45,712

Game 4 – November 2

Led by starter Cristian Javier, who allowed just two walks and struck out nine in 6.0 innings, the Astros combined to throw the second no-hitter in World Series history. Bryan Abreu, Rafael Montero and Ryan Pressly sealed the game, and a 2-2 series tie, in relief of Javier. All five of Houston's runs came in the fifth inning.

	R	H	E	WP: Javier; LP: Nola
Houston	5	10	0	HR: None
Phillies	0	0	0	Att: 45,693

Game 5 – November 3

Kyle Schwarber energized the crowd with a leadoff home run, but the Phillies did not score again until the eighth inning, while Houston sent three across the plate. The Phillies had chances to tie the game or go ahead late, but two great defensive plays on hard-hit balls by Kyle Schwarber and J.T. Realmuto shut down any potential rally. Justin Verlander earned his first career World series win as the Astros took a 3-2 series lead.

	R	H	E	WP: Verlander;
Houston	3	9	0	LP: Syndergaard
Phillies	2	6	1	SV: Pressly
				HR: Schwarber; Pena
				Att: 45,693

Game 6 – November 5

For the second straight day, Kyle Schwarber gave the Phillies a 1-0 lead with a solo home run, this time breaking the ice in the sixth inning of a pitcher's duel between Framber Valdez and Zack Wheeler. But the Astros tied the game in the bottom of the inning, and with two on and one out, Yordan Alvarez hit a mammoth home run to center off José Alvarado to put Houston up, 4-1. The bullpen held on to capture the second-ever title for the Astros in what was the latest-ending Fall Classic in MLB history.

	R	H	E	WP: Valdez; LP: Wheeler
Phillies	1	3	1	SV: Pressly
Houston	4	7	0	HR: Schwarber; Alvarez
				Att: 42,958



POSTSEASON HISTORY

2023 NATIONAL LEAGUE WILD CARD SERIES

PHILLIES VS. MIAMI MARLINS

(Phillies win series, 2 games to 0)

Game 1 – October 3

Zack Wheeler set the tone by allowing just one run over 6.2 innings in the Phillies' 4-1 win over the Marlins. José Alvarado closed out the seventh inning with a strikeout to strand a pair of Miami runners in scoring position. The entire starting lineup recorded a hit for the Phillies, and Alec Bohm, Bryson Stott, Cristian Pache and Nick Castellanos all collected an RBI.

	R	H	E	WP: Wheeler; LP: Luzardo
Miami	1	7	0	SV: Kimbrel
Phillies	4	11	0	Att: 45,662

Game 2 – October 4

The Phillies completed a two-game series sweep over Miami and advanced to the National League Division Series with a 7-1 win. With the Phils leading 3-0 in the bottom of the sixth inning, Bryson Stott put the game and the series out of reach with a first-pitch grand slam off left hander Andrew Nardi. Aaron Nola earned the win after allowing only three hits over 7.0 scoreless innings.

	R	H	E	WP: Nola; LP: Garrett
Miami	1	5	1	HR: Realmuto, Stott
Phillies	7	7	0	Att: 45,738



2023 NATIONAL LEAGUE DIVISION SERIES

PHILLIES VS. ATLANTA BRAVES

(Phillies win series, 3 games to 1)

Game 1 – October 7

The Phillies used seven different pitchers to hold Atlanta to five hits to open the NLDS with a 3-0 shutout. Bryson Stott started the scoring with an RBI single in the top of the fourth, and Jeff Hoffman worked out of a bases-loaded jam to close out the bottom of the inning. Bryce Harper added a solo home run in the sixth and Trea Turner scored on a catcher's interference in the eighth. Craig Kimbrel worked a perfect ninth inning for the save.

	R	H	E	WP: Hoffman; LP: Strider
Phillies	3	6	0	SV: Kimbrel
Atlanta	0	5	2	HR: Harper
				Att: 43,689

Game 2 – October 9

Despite holding a 4-0 lead through 5.0 innings, the Phillies lost a tough one in Atlanta, 5-4. Starter Zack Wheeler was in control early and recorded a single-game postseason high with 10 strikeouts. After plating a run in the sixth inning, the Braves hit two-run home runs in both the seventh and eighth innings to take the lead. Bryce Harper walked to lead off the ninth inning, but the Phillies' comeback was thwarted when Michael Harris II robbed Nick Castellanos of extra bases in right-center field and Harper was doubled off first base as the Braves evened the series.

	R	H	E	WP: Minter; LP: Hoffman
Phillies	4	9	2	SV: Iglesias
Atlanta	5	4	1	HR: Realmuto; d'Arnaud, Riley
				Att: 43,898

Game 3 – October 11

The Phillies turned the page as the offense had 11 hits – eight of which went for extra bases – in a 10-2 win over Atlanta at Citizens Bank Park. After the Braves went ahead 1-0 in the top of the third, Nick Castellanos answered in the bottom of the frame with a solo homer, and Bryce Harper followed with a three-run blast to the second deck in right field to highlight a six-run inning. Castellanos and Harper went deep again, and Trea Turner and Brandon Marsh joined in the homer party as well, making the Phillies the second team to ever hit six home runs in a postseason game.

	R	H	E	WP: Nola; LP: Elder
Atlanta	2	10	0	HR: Castellanos (2), Harper (2),
Phillies	10	11	0	Turner, Marsh
				Att: 45,798

Game 4 – October 12

The Phillies eliminated the Braves in the NLDS and reached the National League Championship Series for the second consecutive year. Ranger Suárez tossed 5.0 innings and allowed Atlanta's only run of the game in the fourth. Once again, Nick Castellanos hit two home runs – both off Spencer Strider – and became the first player in major league history to have consecutive multi-homer games in the postseason. Five Phillies relievers combined to pitch 4.0 scoreless innings, with Matt Strahm closing out the 3-1 win to earn his first career postseason save.

	R	H	E	WP: Suárez; LP: Strider
Atlanta	1	5	0	SV: Strahm
Phillies	3	10	1	HR: Castellanos (2), Turner; Riley
				Att: 45,831

POSTSEASON HISTORY

2023 NATIONAL LEAGUE CHAMPIONSHIP SERIES

PHILLIES VS. ARIZONA DIAMONDBACKS

(Diamondbacks win series, 4 games to 3)

Game 1 – October 16

Kyle Schwarber led off Game 1 with a first-pitch home run off Diamondbacks ace Zac Gallen as the Phils took an early lead. Starter Zack Wheeler struck out eight and allowed two runs over 6.0 innings. Bryce Harper and Nick Castellanos each hit home runs to add to the lead. A two-run homer from Geraldo Perdomo and a sacrifice fly by Alek Thomas reduced the deficit to two runs, but José Alvarado and Craig Kimbrel finished the game by only allowing one base runner.

	R	H	E	WP: Wheeler; LP: Gallen
Arizona	3	4	1	SV: Kimbrel
Phillies	5	9	1	HR: Schwarber, Harper, Castellanos; Perdomo
				Att: 45,396

Game 2 – October 17

The Phillies took a 2-0 series lead with a 10-0 win. Philadelphia clubbed seven extra-base hits to post 10 runs for the second time in the 2023 postseason. Behind the offense, Aaron Nola shut down Arizona with 6.0 scoreless innings and seven strikeouts for his third win of the postseason. Home runs from Trea Turner and Kyle Schwarber staked Nola to an early lead, and four runs in both the sixth and seventh innings put the game out of reach.

	R	H	E	WP: Nola; LP: Kelly
Arizona	0	4	0	HR: Schwarber (2), Turner
Phillies	10	11	1	Att: 45,412

Game 3 – October 19

The first game at Chase Field featured a pitchers' duel between Ranger Suárez and Brandon Pfaadt. They both pitched into the fifth inning, stifling the offenses by holding them to three and two hits, respectively, while not allowing any runs. Bryce Harper helped the Phillies break the scoreless tie with his aggressiveness on a wild pitch in the seventh, but the Diamondbacks tied it back up in the bottom of the inning on a Lourdes Gurriel Jr. RBI double. With one out in the bottom of the ninth, Ketel Marte hit a walk-off RBI single to give Arizona a 2-1 victory and its first win of the series.

	R	H	E	WP: Sewald; LP: Kimbrel
Phillies	1	3	0	HR: None
Arizona	2	9	0	Att: 45,075

Game 4 – October 20

The Phillies lost a back-and-forth contest, 6-5, in Christopher Sánchez's first career postseason start. The Diamondbacks established a 2-0 lead by the end of the third inning with RBI singles from Emmanuel Rivera and Gabriel Moreno. Kyle Schwarber cut the lead in half with his fourth home run of the NLCS, and the Phils scored four more times over the next three innings with Brandon Marsh, Alec Bohm and Trea Turner all driving in runs. A bases-loaded walk for the Diamondbacks in the seventh trimmed the lead to two and Alek Thomas hit a game-tying, two-run, pinch-hit home run off Craig Kimbrel in the eighth. Another RBI single by Moreno gave Arizona the lead and Paul Sewald recorded the save to even the series.

	R	H	E	WP: Ginkel; LP: Kimbrel
Phillies	5	8	1	SV: Sewald
Arizona	6	9	1	HR: Schwarber; Thomas
				Att: 47,806

Game 5 – October 21

With a bullpen that was stretched thin after most of the Phillies relievers pitched the previous two days, Zack Wheeler stepped up with 7.0 innings to give the club a 6-1 win and a 3-2 series lead headed back to Philadelphia. The Phillies jumped out to a two-run lead in the first and later added home runs from Kyle Schwarber and Bryce Harper, all off Arizona starter Zac Gallen. J.T. Realmuto also belted a two-run homer for insurance.

	R	H	E	WP: Wheeler; LP: Gallen
Phillies	6	9	0	HR: Schwarber, Harper,
Arizona	1	8	2	Realmuto; Thomas
				Att: 47,897

Game 6 – October 23

Merrill Kelly and the Diamondbacks pitching staff shut the Phillies down in a 5-1 win, combining for 10 strikeouts. Tommy Pham and Lourdes Gurriel Jr. hit back-to-back home runs in the top of the second off Aaron Nola, and the Phillies were unable to overcome the early deficit. The offense only recorded six hits and was 1-for-7 with runners in scoring position.

	R	H	E	WP: Kelly; LP: Nola
Arizona	5	10	0	HR: Pham, Gurriel
Phillies	1	6	1	Att: 45,473

Game 7 – October 24

The Phillies' hopes for a second consecutive pennant came to an end with a 4-2 loss in the first-ever Game 7 in franchise history. Arizona scratched out a run in the first inning, but Alec Bohm tied it up with his first home run of the postseason in the second. Bryson Stott's RBI double in the fourth gave the Phillies a 2-1 lead, but the Diamondbacks went ahead for good in the fifth with a pair of two-out, RBI singles. Five Arizona relievers combined to hold the Phillies scoreless over the final 5.0 innings of the game.

	R	H	E	WP: Thompson; LP: Suárez
Arizona	4	11	0	SV: Sewald
Phillies	2	5	0	HR: Bohm
				Att: 45,397

POSTSEASON HISTORY

2024 NATIONAL LEAGUE DIVISION SERIES
PHILLIES VS. NEW YORK METS
(Mets win series, 3 games to 1)

Game 1 – October 5

Despite Zack Wheeler delivering 7.0 shutout innings in which he allowed one hit and punched out nine Mets hitters, the Phillies dropped the opening game of the series. Kyle Schwarber’s leadoff home run gave the Phillies the early lead, but New York erased that 1-0 advantage with five-run eighth inning by way of a walk, two sacrifice flies and five singles against the Phillies bullpen.

	R	H	E	WP: Garrett; LP: Hoffman
New York	6	8	0	HR: Schwarber
Phillies	2	5	0	Att: 45,751

Game 2 – October 6

Game 2 was an instant classic at Citizens Bank Park. The Mets silenced the home crowd by jumping out to an early two-run lead that grew to three in the sixth inning. With two outs in the home half, Bryce Harper and Nick Castellanos slugged reinvigorating back-to-back home runs to tie the game. The Phillies plated three more runs in the bottom of the eighth to take a two-run lead, but New York knotted the game in the ninth on a two-run homer by Mark Vientos. A two-out RBI single by Castellanos in the ninth inning gave the Phillies their fifth postseason walk-off victory in franchise history and evened the series headed to New York.

	R	H	E	WP: Hoffman; LP: Megill
New York	6	11	1	HR: Harper, Castellanos;
Phillies	7	10	1	Vientos (2), Alonso, Nimmo

Att: 45,679

Game 3 – October 8

Sean Manaea led a dominant pitching effort for the Mets as the Phillies were unable to put a run on the board in the first seven innings. New York hit two homers as part of their seven-run total which kept the eighth inning RBIs from Bryce Harper and Nick Castellanos from changing the outcome.

	R	H	E	WP: Manaea; LP: Nola
Phillies	2	5	1	HR: Alonso, Winker
New York	7	9	0	Att: 44,093

Game 4 – October 9

The Mets defeated the Phillies 4-1 to clinch the Division Series. Ranger Suárez flirted with danger, allowing nine of his 21 batters faced to reach base, but did not allow a run over his 4.1 innings of work. The Phillies took a 1-0 lead in the fourth inning, but a Francisco Lindor grand slam in the sixth put the Mets ahead and advanced them to the NLCS.

	R	H	E	WP: Peterson; LP: Hoffman
Phillies	1	4	0	SV: Díaz
New York	4	8	1	HR: Lindor

Att: 44,103



PHILLIES ALL-TIME POSTSEASON LEADERS

BATTING

Games

T1.	Ryan Howard	46
T1.	Jimmy Rollins	46
T1.	Carlos Ruiz	46
T1.	Chase Utley	46
T1.	Shane Victorino	46

At-Bats

1.	Jimmy Rollins	188
2.	Shane Victorino	175
3.	Ryan Howard	170
4.	Chase Utley	164
5.	Carlos Ruiz	142

Runs

1.	Chase Utley	38
2.	Bryce Harper	29
T3.	Jimmy Rollins	27
T3.	Jayson Werth	27
5.	Shane Victorino	25

Hits

T1.	Jimmy Rollins	47
T1.	Shane Victorino	47
3.	Ryan Howard	44
4.	Chase Utley	43
5.	Bryce Harper	38

Doubles

1.	Ryan Howard	13
2.	Jimmy Rollins	12
T3.	Bryce Harper	9
T3.	Mike Schmidt	9
T3.	Shane Victorino	9

Triples

1.	Mariano Duncan	3
T2.	Shane Victorino	2
T2.	Jayson Werth	2
T4.	18 players	1

Home Runs

T1.	Bryce Harper	12
T1.	Kyle Schwarber	12
3.	Jayson Werth	11
4.	Chase Utley	10
5.	Ryan Howard	8

Extra-Base Hits

1.	Ryan Howard	22
T2.	Bryce Harper	21
T2.	Jayson Werth	21
4.	Chase Utley	18
5.	Shane Victorino	17

Total Bases

T1.	Bryce Harper	83
T1.	Ryan Howard	83
T3.	Chase Utley	82
T3.	Jayson Werth	82
5.	Shane Victorino	78

RBI

1.	Ryan Howard	33
2.	Shane Victorino	30
3.	Chase Utley	25
4.	Bryce Harper	24
5.	Jayson Werth	23

Walks

1.	Chase Utley	34
T2.	Ryan Howard	26
T2.	Kyle Schwarber	26
T4.	Bryce Harper	24
T4.	Carlos Ruiz	24
T4.	Jayson Werth	24

Stolen Bases

1.	Jimmy Rollins	11
2.	Chase Utley	10
3.	Shane Victorino	8
4.	Trea Turner	6
T5.	Bryson Stott	5
T5.	Jayson Werth	5

Average (min. 75 PA)

1.	Pete Rose	.326
2.	Bryce Harper	.325
3.	Bob Boone	.279
4.	Garry Maddox	.271
T5.	Greg Luzinski	.269
T5.	Shane Victorino	.269

OPS (min. 75 PA)

1.	Bryce Harper	1.153
2.	Jayson Werth	.966
3.	Greg Luzinski	.944
4.	Kyle Schwarber	.933
5.	Chase Utley	.902

PITCHING

Games

1.	Ryan Madson	33
2.	Brad Lidge	22
T3.	José Alvarado	21
T3.	Ron Reed	21
5.	Tug McGraw	18

Games Started

T1.	Steve Carlton	13
T1.	Cole Hamels	13
3.	Zack Wheeler	11
4.	Aaron Nola	10
5.	Ranger Suárez	8

Complete Games

T1.	Grover Alexander	2
T1.	Cliff Lee	2
T3.	Eight pitchers	1

Shutouts

T1.	Roy Halladay	1
T1.	Cole Hamels	1
T1.	Curt Schilling	1

Wins

1.	Cole Hamels	7
2.	Steve Carlton	6
3.	Aaron Nola	5
T4.	Cliff Lee	4
T4.	Zack Wheeler	4

Losses

1.	Steve Carlton	5
T2.	Cole Hamels	4
T2.	Aaron Nola	4
T4.	Jeff Hoffman	3
T4.	Tug McGraw	3
T4.	Zack Wheeler	3

Saves

1.	Brad Lidge	12
2.	Tug McGraw	5
T3.	Craig Kimbrel	3
T3.	Mitch Williams	3
T5.	Al Holland	2
T5.	Ryan Madson	2

Innings Pitched

1.	Steve Carlton	89.1
2.	Cole Hamels	81.2
3.	Zack Wheeler	70.1
4.	Aaron Nola	53.2
5.	Cliff Lee	46.1

Hits

1.	Steve Carlton	86
2.	Cole Hamels	65
3.	Aaron Nola	52
4.	Cliff Lee	39
5.	Zack Wheeler	37

Runs

1.	Steve Carlton	36
2.	Cole Hamels	29
3.	Aaron Nola	25
T4.	Joe Blanton	19
T4.	Zack Wheeler	19

Earned Runs

1.	Steve Carlton	33
2.	Cole Hamels	28
3.	Aaron Nola	24
4.	Joe Blanton	18
T5.	Larry Christenson	17
T5.	Tommy Greene	17
T5.	Zack Wheeler	17

Walks

1.	Steve Carlton	48
2.	Cole Hamels	21
3.	Tug McGraw	20
4.	Zack Wheeler	14
T5.	Brett Myers	12
T5.	Ranger Suárez	12

Strikeouts

T1.	Cole Hamels	77
T1.	Zack Wheeler	77
3.	Steve Carlton	76
4.	Aaron Nola	58
5.	Ryan Madson	43

ERA (min. 40.0 IP)

1.	Zack Wheeler	2.18
2.	Cliff Lee	2.33
3.	Cole Hamels	3.09
4.	Steve Carlton	3.32
5.	Aaron Nola	4.02

DRAFT SELECTIONS

JUNE AMATEUR DRAFT FIRST-ROUND SELECTIONS (REGULAR PHASE)

Year	Player	Year	Player	Year	Player
1965	Mike Adamson, rhp (18th)	1987	Didn't have one – Matt Rambo, lhp (2nd round)	2007	Joe Savery, lhp (19th)
1966	Mike Biko, rhp (9th)	1988	Pat Combs, lhp (11th)	2008	Anthony Hewitt, ss (24th)
1967	Phil Meyer, lhp (14th)	1989	Jeff Jackson, of (4th)	2009	Didn't have one – Kelly Dugan, cf (2nd round)
1968	Greg Luzinski, 1b (11th)	1990	Mike Lieberthal, c (3rd)	2010	Jesse Biddle, lhp (19th)
1969	Mike Anderson, of (6th)	1991	Tyler Green, rhp (10th)	2011	Didn't have one – Larry Greene, of (1st round supplemental)
1970	Mike Martin, lhp (5th)	1992	Chad McConnell, of (13th)	2012	Didn't have one – Shane Watson, rhp (1st round supplemental)
1971	Roy Thomas, rhp (6th)	1993	Wayne Gomes, rhp (4th)	2013	J.P. Crawford, ss (16th)
1972	Larry Christenson, rhp (3rd)	1994	Carlton Loewer, rhp (23rd)	2014	Aaron Nola, rhp (7th)
1973	John Stearns, c (2nd)	1995	Reggie Taylor, of (14th)	2015	Cornelius Randolph, ss (10th)
1974	Lonnie Smith, of (3rd)	1996	Adam Eaton, rhp (11th)	2016	Mickey Moniak, of (1st)
1975	Sam Welborn, rhp (12th)	1997	J.D. Drew, of (2nd)	2017	Adam Haseley, of (8th)
1976	Jeff Kraus, ss (17th)	1998	Pat Burrell, 3b (1st)	2018	Alec Bohm, 3b (3rd)
1977	Scott Munninghoff, rhp (22nd)	1999	Brett Myers, rhp (12th)	2019	Bryson Stott, ss (14th)
1978	Rip Rollins, rhp (23rd)	2000	Chase Utley, 2b (15th)	2020	Mick Abel, rhp (15th)
1979	Didn't have one – Kyle Money, rhp (2nd round)	2001	Gavin Floyd, rhp (4th)	2021	Andrew Painter, rhp (13th)
1980	Lebo Powell, c (13th)	2002	Cole Hamels, lhp (17th)	2022	Justin Crawford, of (17th)
1981	Johnny Abrego, rhp (20th)	2003	Didn't have one – Tim Moss, 2b (3rd round)	2023	Aidan Miller, inf (27th)
1982	John Russell, c (13th)	2004	Greg Golson, of (21st)	2024	Dante Nori, of (27th)
1983	Ricky Jordan, 1b (22nd)	2005	Didn't have one – Mike Costanzo, 3b (2nd round)		
1984	Peter Smith, rhp (21st)	2006	Kyle Drabek, rhp (18th)		
1985	Trey McCall, c (16th)				
1986	Brad Brink, rhp (7th)				

JANUARY AMATEUR DRAFT FIRST-ROUND SELECTIONS (REGULAR PHASE)

Year	Player	Year	Player	Year	Player
1966	John Vukovich, inf	1973	Alan Bannister, ss	1980	Tony Ghelfi, rhp
1967	Mike Coble, rhp	1974	Morris Cooper, rhp	1981	Eric Schmidt, rhp
1968	Steve Cates, lhp	1975	Richard Nesloney, rhp	1982	Jim King, ss
1969	Terry Enyart, lhp	1976	Jack Lazorko, rhp	1983	Danny Sheeley, rhp
1970	Russell Klogas, of	1977	Michael Childs, c	1984	Jeff Mays, rhp
1971	No selection	1978	Don Woodward, rhp	1985	Scott Steen, 3b/of
1972	Ricky Knepper, 3b	1979	Dean Baugh, inf/of	1986	Jesse Ellison, rhp

MAJOR LEAGUE RULE 5 DRAFT SELECTIONS (SINCE 1989)

Year	Player	Year	Player
1989	Dave Hollins, 3b (Padres)	2007	Travis Blackley, lhp (Giants)
1990	N/A		Lincoln Holdzkom, rhp (Red Sox)
1991	Todd Pratt, c (Orioles)	2008	Bobby Mosebach, rhp (Angels)
1992	Graeme Lloyd, rhp (Blue Jays)	2009	David Herndon, rhp (Angels)
1993	N/A	2010	Michael Martinez, inf (Nationals)
1994	Craig Worthington, 3b (Blue Jays)	2011	N/A
1995	Billy Wallace, rhp (Expos)	2012	Ender Inciarte, of (Diamondbacks)
1996	Edgar Ramos, rhp (Indians)	2013	Kevin Munson, rhp (Diamondbacks)
1997	Hector Mercado, lhp (Marlins)	2014	Odúbel Herrera, of (Rangers)
1998	David Miller, of (Indians)		Andy Oliver, lhp (Pirates)
1999	N/A	2015	Tyler Goeddel, of (Rays)
2000	N/A		Daniel Stumpf, lhp (Royals)
2001	N/A	2016	N/A
2002	N/A	2017	Nick Burdi, rhp (Twins)
2003	N/A	2018	Drew Jackson, inf (Dodgers)
2004	Shane Victorino, of (Dodgers)	2019	Vimael Machin, inf (Cubs)
2005	N/A	2020	Kyle Holder, ss (Yankees)
2006	Adam Donachie, c (Royals)	2021	Draft not held
	Jim Ed Warden, rhp (Indians)	2022	Noah Song, rhp (Red Sox)
	Ryan Budde, c (Angels)		

ATTENDANCE RECORDS

CITIZENS BANK PARK

	Attendance	Date
Largest	45,989	7/21/12 vs SF
Single Game – Night	45,894	8/17/11 vs ARI
– Day	45,989	7/21/12 vs SF
Doubleheaders – Day	38,056	4/9/06 vs LAD
– Twi-Nighter	43,449	6/4/05 vs ARI
Home Openers – Day	45,574	4/9/12 vs MIA
– Night	44,532	4/5/09 vs ATL
Memorial Day	45,186	5/25/09 vs FLA
Independence Day	45,141	7/4/09 vs NYM
Labor Day	45,518	9/6/10 vs FLA (gm 1)
Monday	45,841	5/23/11 vs CIN
Tuesday	45,770	8/23/11 vs NYM
Wednesday	45,894	8/17/11 vs ARI
Thursday	45,810	6/30/11 vs BOS
Friday	45,762	8/12/11 vs WSH
Saturday	45,989	7/21/12 vs SF
Sunday	45,863	6/26/11 vs OAK
Businessperson's Special	45,810	6/30/11 vs BOS
Day of Game Walk-up – Night	11,304	5/15/07 vs MIL
– Day	8,366	4/9/06 vs LA

ALL-TIME

Attendance	Date
63,816	7/3/84 vs CIN
63,816	7/3/84 vs CIN
61,068	9/1/03 vs BOS
40,720	5/11/47 vs BKN
63,346	8/10/79 vs PIT
60,985	4/9/93 vs CHI
60,404	4/13/81 vs PIT
51,381	5/28/79 vs CHI
63,283	7/4/77 vs NYM
61,068	9/1/03 vs BOS
63,501	7/5/82 vs SF
63,816	7/3/84 vs CIN
57,903	6/23/93 vs ATL
55,884	7/29/93 vs STL
63,346	8/10/79 vs PIT
58,086	7/3/99 vs CHI
60,960	6/22/03 vs BOS
57,903	6/23/93 vs ATL
27,720	7/5/82 vs SF
22,511	8/5/82 vs MTL

BY TEAM

CITIZENS BANK PARK

	Attendance	Date (D/N)
Arizona	45,894	8/17/11 (N)
Atlanta	45,853	7/10/11 (D)
Chicago	45,738	6/11/11 (D)
Cincinnati	45,841	5/23/11 (N)
Colorado	45,425	5/19/11 (N)
Los Angeles	45,777	6/6/11 (N)
Miami	45,880	6/15/11 (gm2) (N)
Milwaukee	45,743	4/20/11 (D)
New York Mets	45,829	4/15/12 (D)
Pittsburgh	45,809	7/31/11 (D)
St. Louis	45,572	9/16/11 (N)
San Diego	45,640	7/25/11 (D)
San Francisco	45,989	7/21/12 (D)
Washington	45,762	8/12/11 (N)

ALL-TIME

Attendance	Date (D/N)
45,894	8/17/11 (N)
60,120	5/6/73 (D)
61,177	7/15/77 (TWN)
63,816	7/3/84 (N)
58,627	4/11/94 (D)
60,942	7/5/76 (N)
58,508	6/20/93 (D)
55,393	7/3/98 (N)
63,283	7/4/77 (N)
63,346	8/10/79 (TWN)
60,561	8/10/81 (N)
57,521	7/3/93 (N)
63,501	7/5/82 (N)
55,352	4/10/71 (D)

SEASON

	Attendance	Date
Home total	3,680,718	2011
Home average	45,441	81 dates, 2011
Road total	2,690,366	2008
Road average	33,214	81 dates, 2008
4 games, 4 days	185,679	FLA (6/17-20/93)
4 games, 3 days	181,690	FLA (6/14-16/11)
3 games, 3 days	174,953	ATL (9/26-28/03)
5 games, 4 days	186,389	MTL (7/6-9/78)
2 games, 2 days	91,636	ARI (8/16-17/11)
6-date homestand	289,883	STL-PIT (7/27-8/1/93)
Sellouts	81	2010, 2011
Consecutive sellouts	257	7/7/09-8/5/12
Consecutive crowds, 40,000-plus	313	5/1/09-4/5/13
Crowds, 50,000-plus	16	1993

TOP 10 CROWDS AT CITIZENS BANK PARK

Regular Season Only

45,989	7/21/12	SF (D)
45,894	8/17/11	ARI (N)
45,880	6/15/11 (gm 2)	FLA (N)
45,863	6/26/11	OAK (D)
45,853	7/10/11	ATL (D)
45,841	5/23/11	CIN (N)
45,829	4/15/12	NYM (D)
45,810	6/30/11	BOS (D)
45,809	7/31/11	PIT (D)
45,800	7/27/11	SF (N)

Overall

46,575	10/2/11	STL (N)
		NLDS #2
46,530	10/7/11	STL (N)
		NLDS #5
46,528	10/8/09	COL (D)
		NLDS #2
46,511	10/8/10	CIN (N)
		NLDS #2
46,480	10/1/11	STL (N)
		NLDS #1
46,452	10/7/09	COL (D)
		NLDS #1
46,411	10/6/10	CIN (N)
		NLDS #1
46,214	10/21/09	LAD (N)
		NLCS #5
46,208	10/2/08	MIL (N)
		NLDS #2
46,178	11/2/09	NYN (N)
		WS #5

ALL-TIME WIN-LOSS RECORDS

RECORD VS OPPONENTS SINCE 1883

Franchise	Record	Pct.
Arizona	86-89	.491
Atlanta-Milwaukee-Boston	1,204-1,325	.476
Chicago	1,129-1,245	.476
Cincinnati	973-1,148	.459
Colorado	128-99	.564
Los Angeles-Brooklyn	933-1,186	.440
Miami	286-242	.542
Milwaukee*	96-80	.545
New York Mets	555-525	.514
Pittsburgh	1,085-1,230	.469
St. Louis	987-1,243	.443
San Diego	289-226	.561
San Francisco-New York	942-1,282	.424
Washington-Montreal	495-453	.522
Baltimore	32-36	.471
Boston	35-52	.402
Chicago	16-9	.640
Cleveland	13-12	.520
Detroit	15-13	.536
Houston*	298-283	.513
Kansas City	12-9	.571
Los Angeles	8-14	.364
Minnesota	12-15	.444
New York	20-24	.455
Oakland	14-13	.519
Seattle	11-14	.440
Tampa Bay	18-22	.450
Texas	10-15	.400
Toronto	34-44	.436

* Milwaukee switched to the NL in 1998

^ Houston switched to the AL in 2013

+ Includes NL games played in 1914-15

REGULAR SEASON RECORD BY BALLPARK

Ballpark (Opening Year)	Record	Pct.
Chase Field (1998)	38-49	.437
Truist Park (2017)	23-39	.371
Wrigley Field (1916)	404-492	.451
Great American Ball Park (2003)	34-38	.472
Coors Field (1995)	47-54	.465
Dodger Stadium (1962)	146-182	.445
loanDepot park (2012)	54-61	.470
American Family Field (2001)	38-35	.521
Citi Field (2009)	59-77	.434
PNC Park (2001)	29-43	.403
Busch Stadium (2006)	34-35	.493
Petco Park (2004)	45-20	.692
Oracle Park (2000)	27-53	.338
Nationals Park (2008)	73-76	.490
Camden Yards (1992)	17-17	.500
Fenway Park (1912)	+19-34	.358
Rate Field (1991)	4-4	.500
Progressive Field (1994)	5-9	.357
Comerica Park (2000)	8-6	.571
Daikin Park (2000)	21-30	.412
Kauffman Stadium (1973)	5-4	.556
Angel Stadium (1966)	3-8	.273
Target Field (2010)	5-7	.417
Yankee Stadium (2009)	7-8	.467
Oakland Coliseum (1968)	6-6	.500
T-Mobile Park (1999)	7-7	.500
Tropicana Field (1998)	9-11	.450
Globe Life Field (2020)	0-5	.000
Rogers Centre (1989)	15-18	.455

HISTORY

INTERLEAGUE PLAY

Year	W-L	Home	Road	Year	W-L	Home	Road
1997	5-10	4-2	1-8	2011	9-6	6-3	3-3
1998	7-9	3-5	4-4	2012	5-10	2-4	3-6
1999	11-7	5-4	6-3	2013	7-13	5-5	2-8
2000	9-9	5-4	4-5	2014	7-13	5-5	2-8
2001	7-11	4-5	3-6	2015	8-12	5-5	3-7
2002	10-8	3-6	7-2	2016	11-9	7-3	4-6
2003	8-7	4-5	4-2	2017	5-15	3-7	2-8
2004	9-9	5-4	4-5	2018	12-8	5-5	7-3
2005	7-8	3-3	4-5	2019	11-9	4-6	7-3
2006	5-13	3-6	2-7	2020	7-13	6-6	1-7
2007	8-7	6-3	2-4	2021	8-12	5-5	3-7
2008	4-11	2-7	2-4	2022	9-11	6-4	3-7
2009	6-12	1-8	5-4	2023	28-18	15-8	13-10
2010	10-8	7-5	3-3	2024	26-20	14-9	12-11
				Totals	259-298	143-142	116-156

BEST SEASON RECORDS

All records are from 1950 to present unless otherwise indicated.

HOME GAMES			DAY GAMES			VS LHP			EXTRA-INNING GAMES			ONE-RUN GAMES		
Year	Record	Pct.	Year	Record	Pct.	Year	Record	Pct.	Year	Record	Pct.	Year	Record	Pct.
1977	60-21	.741	2021	34-18	.654	2011	30-14	.682	1968	9-2	.818	1950	30-16	.652
1901	46-23	.667	2011	33-18	.647	1955	29-15	.659	1979	11-3	.786	1962	26-14	.650
2024	54-27	.667	2005	34-20	.630	1976	31-17	.646	2003	10-3	.769	2010	29-17	.630
1978	54-28	.659	2009	28-17	.622	2009	29-16	.644	1967	12-5	.706	1964	28-18	.609
1900	45-23-2	.657	1976	36-23	.610	1993	31-18	.633	1916	9-4	.692	2011	28-19	.596
									1934	9-4	.692			
ROAD GAMES			NIGHT GAMES			VS RHP			SHO GAMES			DOUBLEHEADERS		
Year	Record	Pct.	Year	Record	Pct.	Year	Record	Pct.	Year	Record	Pct.	Year	Record	Pct.
2011	50-31	.617	1950	36-19	.655	1977	79-45	.637	1993	11-2	.846	2003	2-0-1	.833
1976	48-33	.593	1977	71-39	.645	1976	70-44	.614	2011	21-7	.750	2004	2-0-1	.833
2009	48-33	.593	1976	65-38	.631	2011	72-46	.610	2002	9-3	.750	2009	2-0-1	.833
1913	45-30-6	.592	2010	70-41	.631	2010	69-45	.605	2024	14-5	.737	2001	3-1-1	.700
1905	44-33-1	.571	2024	68-40	.630	1963	64-44	.593	2010	21-11	.656	1967	7-2-6	.667
												1974	6-2-4	.667

SEASON STARTS

BEST		WORST	
Longest start to a season without a loss		Longest start to a season without a win	
1915	8-0	1883	0-8
1897	5-0	1934	0-7
2019	4-0	Many seasons with 0-4	
2021	4-0		
Best record after 10 games		Worst record after 10 games	
1915	9-1	1938	1-9
Many seasons with 8-2		Many seasons with 2-8	
Best record after 20 games		Worst record after 20 games	
1995	15-5	1945	4-16
1993	15-5	1883	4-16
1911	15-5	Worst record after 30 games	
Best record after 30 games		1904	5-25
1993	23-7	1928	6-24
1995	22-8	1883	7-23
1976	22-8	Worst record after 40 games	
1913	22-8	1928	7-33
1911	22-8	1904	9-31
Best record after 40 games		1883	9-31
1976	29-11	1945	10-30
2024	28-12	Worst record after 50 games	
1993	28-12	1883	10-40
1913	28-12	1945	11-39
Best record after 50 games		1904	13-37
2024	36-14	1938	14-36
1993	35-15	1928	14-36
1976	35-15	1923	14-36
1995	33-17		
1913	33-17		

BEST/WORST HOMESTANDS & ROAD TRIPS

Minimum 6 games

BEST HOMESTANDS

Pct.	W-L	Dates	Opponents
1.000	8-0	June 30-July 7, 1977	PIT, NYM
1.000	7-0	Sept. 24-28, 1929	BKN, BOS
1.000	7-0	May 13-18, 1975	CIN, ATL
1.000	7-0	Aug. 6-12, 1991	CHI, MTL
1.000	7-0	July 23-29, 2010	COL, ARI
1.000	6-0	June 18-22, 1892	BKN, BAL
1.000	6-0	Sept. 5-9, 1905	BKN, BOS
1.000	6-0	Sept. 7-12, 2012	COL, MIA
.933	14-1	July 7-23, 1890	CIN, CLE, PIT, CHI, PIT
.923	12-1	May 31-June 12, 2005	SF, ARI, TEX, MIL
.900	9-1	July 3-12, 2009	NYM, CIN, PIT
.889	8-1	May 27-June 4, 1986	SF, SD, LAD
.889	8-1	May 3-12, 2002	COL, HOU, ARI
.875	7-1-1	April 22-May 1, 1897	NYG, BOS, BKN
.875	7-1	April 22-May 4, 1909	BOS, BKN, NYG
.875	14-2	July 14-24, 1955	MIL, CHI, CIN, STL
.875	7-1	May 3-11, 2006	ATL, SF, NYM
.875	7-1	May 15-23, 2024	NYM, WSH, TEX
.867	13-2-3	Sept. 22-Oct. 9, 1886	WSH, CHI, STL, KC, DET
.867	13-2	May 9-26, 1917	STL, PIT, CHI, CIN
.857	6-1	July 22-29, 1901	BOS, BKN
.857	6-1	Sept. 12-18, 1986	NYM, PIT, STL
.857	6-1	Sept. 1-7, 2003	BOS, MTL, NYM
.857	6-1	Sept. 11-17, 2009	NYM, WSH
.857	6-1	Aug. 4-11, 2022	WSH, MIA
.857	6-1	Sept. 21-28, 2023	NYM, PIT
.846	11-2	July 22-Aug. 3, 1952	PIT, CHI, CIN, STL

WORST HOMESTANDS

Pct.	W-L	Dates	Opponents
.000	0-7	Sept. 21-27, 1964	CIN, MIL
.000	0-6	May 1-7, 1883	PRO, BOS
.000	0-6	June 15-20, 2016	TOR, ARI
.000	0-6	Aug. 29-Sept. 4, 2016	WSH, ATL
.100	1-9-1	July 6-20, 1941	NYG, PIT, STL, CHI, CIN
.100	1-9	Aug. 9-19, 2004	COL, SF, HOU
.111	1-8	May 4-13, 1937	CHI, PIT, CIN, STL
.111	1-8	Aug. 20-29, 1979	ATL, HOU, CIN
.111	1-8	June 12-21, 2009	BOS, TOR, BAL
.125	1-7	June 13-22, 1961	STL, CIN, PIT
.143	1-6	June 18-22, 1929	BOS, NYG
.143	1-6	Sept. 23-28, 1939	BKN, BOS, NYG
.143	1-6	May 16-26, 1960	STL, CHI, LAD, SF
.143	1-6	April 10-16, 1987	CHI, NYM
.143	1-6	June 24-July 2, 1921	NYG, BKN
.143	1-6	July 1-7, 1991	STL, NYM
.143	1-6	June 27-July 3, 1995	CIN, ATL
.143	1-6	Aug. 8-14, 1995	NYM, MTL
.143	1-6	Sept. 3-9, 1999	CIN, HOU
.143	1-6	June 1-7, 2012	MIA, LAD
.143	1-6	June 26-July 2, 2015	WSH, MIL
.143	1-6-1	June 27-July 2, 1961	SF, LAD

BEST ROAD TRIPS

Pct.	W-L	Dates	Opponents
1.000	7-0	July 11-15, 1968	PIT, NYM
1.000	6-0	April 14-21, 1915	BOS, NYG
.900	9-1	Aug. 1-10, 2011	COL, SF, LAD
.875	7-1	Sept. 22-28, 1983	MTL, STL, CHI
.857	6-1	April 12-18, 1911	NYG, BOS
.857	6-1	Aug. 29-Sept. 2, 1929	BOS, BKN, NYG
.857	6-1	July 1-6, 1958	PIT, MIL, CIN
.857	6-1	May 29-June 4, 1967	SF, LAD, HOU
.857	6-1	May 2-8, 1995	CIN, ATL
.857	6-1	June 19-25, 1995	NYM, STL
.857	6-1	Aug. 27-Sept. 2, 2010	SD, LAD, COL
.857	6-1	June 12-18, 2023	ARI, OAK
.833	5-1	May 26-30, 1954	BKN, PIT
.833	5-1	Sept. 3-9, 1962	HOU, MIL
.833	5-1	May 18-22, 1974	PIT, STL
.833	5-1	April 14-21, 1976	MTL, CHI, PIT
.833	5-1	May 28-June 2, 1993	COL, CIN
.833	5-1	May 12-17, 1995	HOU, FLA
.833	5-1	May 7-12, 1999	COL, STL
.833	5-1	June 7-12, 2002	DET, CLE
.833	5-1	Aug. 20-25, 2002	MIL, STL
.833	5-1	June 24-29, 2003	ATL, BAL
.833	5-1	Sept. 21-26, 2004	FLA, MTL
.833	5-1	Aug. 9-14, 2005	LAD, SD
.833	5-1	July 29-Aug. 3, 2008	WSH, STL
.833	5-1	Sept. 16-21, 2008	ATL, FLA
.833	5-1	April 5-11, 2010	WSH, HOU
.833	5-1	Sept. 10-15, 2010	NYM, FLA
.833	5-1	April 22-28, 2016	MIL, WSH
.818	9-2	June 24-July 2, 1969	NYM, MTL, PIT
.818	9-2	May 9-20, 1984	HOU, SD, LAD, SF

WORST ROAD TRIPS

Pct.	W-L	Dates	Opponents
.000	0-9	Aug. 11-24, 1883	NYG, BOS, PRO
.000	0-8	June 8-16, 2015	CIN, PIT, BAL
.000	0-8	Sept. 20-27, 2018	ATL, COL
.000	0-7	April 23-29, 1938	BOS, NYG, BKN
.000	0-7	Aug. 2-6, 1961	CIN, STL
.000	0-7	July 19-25, 1968	CIN, STL
.000	0-7	June 26-July 2, 1997	ATL, BAL
.000	0-7	Aug. 27-Sept. 2, 1999	COL, SF
.000	0-6	June 27-July 3, 1919	BKN, BOS
.000	0-6	April 17-22, 1934	NYG, BKN
.000	0-6	Aug. 10-16, 1942	BKN, NYG
.000	0-6	May 19-25, 1975	HOU, CIN
.000	0-6	June 22-27, 1990	NYM, PIT
.000	0-6	June 13-19, 1996	COL, STL
.000	0-6-1	April 23-29, 1935	BKN, NYG, BOS
.071	1-13	July 25-Aug. 6, 1939	PIT, CIN, CHI, STL
.091	1-10	Aug. 11-20, 1961	PIT, CHI, MIL
.100	1-9	May 29-June 7, 1884	BOS, PRO, BOS, PRO, NYG
.105	2-17	May 5-27, 1928	CHI, STL, CIN, PIT, BKN, BOS, NYG
.100	1-9	May 22-June 1, 1972	MTL, PIT, NYM
.111	1-8	June 19-29, 1883	BOS, PRO, BOS, PRO, NYG
.111	1-8	Aug. 16-24, 1888	LAD, SF, SD
.111	1-8	May 23-31, 1989	LAD, SF, SD
.111	1-8	July 28-Aug. 6, 1995	CHI, ATL, CIN
.111	1-8	July 19-28, 2013	NYM, STL, DET

SWEEP INFORMATION

LAST SWEEP BY PHILLIES

LAST SWEEP BY OPPONENT

3-GAME SERIES

@PHI	@OPP		@PHI	@OPP
5/15-17/15	6/27-29/16	ARI	6/16-18/17	8/17-19/21
4/1-4/21	6/16-18/14	ATL	9/2-4/16	9/16-18/22
8/13-15/19	6/27-29/23	CHI	7/22-24/22	9/27-29/22
4/9-11/18	5/12-14/06	CIN	6/27-29/95	4/4-7/16
4/15-17/24	8/1-3/11	COL	5/29-31/15	4/26-28/02
7/9-11/24	8/8-10/11	LAD	8/22-24/97	5/1-3/23
9/12-14/17	7/15-17/22	MIA	6/21-23/19	5/29-31/17
6/3-5/24	6/7-9/22	MIL	4/8-10/14	8/14-16/15
8/6-8/21	4/26-28/13	NYM	4/10-12/17	5/30-6/1/23
7/29-31/11	7/10-12/98	PIT	9/18-20/00	6/12-14/15
8/25-27/23	8/1-3/06	STL	4/3-6/06	6/9-11/17
6/10-12/14	4/26-28/24	SD	8/25-27/98	8/14-16/17
5/5-7/06	5/18-20/84	SF	8/13-15/04	5/15-17/23
5/17-19/24	8/30-9/2/21	WSH	9/11-12/18	6/19-20/19
None	6/27-29/03	BAL	8/11-13/20	6/30-7/2/97
6/2-4/00	None	BOS	6/24-26/05	9/4-6/15
4/19-21/24	None	CWS	None	None
4/29-5/1/16	None	CLE	None	None
6/5-8/23	6/7-9/02	DET	None	7/26-28/13
8/5-7/14	4/9-11/10	HOU	9/5-7/05	7/25-27/05
6/3-5/22	None	LAA	6/20-22/08	8/1-3/17
9/1-3/97	None	NYJ	7/29-31/24	6/30-7/2/98
None	6/16-18/23	OAK	None	None
None	None	SEA	6/3-5/03	None
9/9-11/24	7/4-6/23	TB	None	9/25-27/20
5/21-23/24	None	TEX	None	3/30-4/2/23
None	None	TOR	6/16-18/09	6/15-17/12

4-GAME SERIES

@PHI	@OPP		@PHI	@OPP
None	None	ARI	6/17-20/16	None
7/28-31/17	5/5-8/95	ATL	6/27-29/14	9/20-23/18
9/29-10/2/80	6/14-17/84	CHI	7/6-8/45 (5G)	5/11-13/73
8/22-25/22	8/29-9/1/11	CIN	7/22-24/96	6/24-26/96
4/25-28/22	None	COL	None	9/24-27/18
8/22-25/08	8/29-9/1/85	LAD	6/4-7/12	8/11-14/08
8/2-5/18	None	MIA	None	7/26-29/04
5/3-6/21	7/7-10/14	MIL	6/29-7/2/15	None
9/21-24/23	6/19-22/95	NYM	8/24-27/15	None
4/19-22/18	7/28-31/22	PIT	8/2-4/40	8/8-10/80
8/26-28/37	8/3-6/1913	STL	6/30-7/2/72	8/4-7/86
8/25-27/97	4/21-24/11	SD	None	7/9-12/92
5/3-6/24	8/6-8/43 (NYG)	SF	7/31-8/3/98	8/30-9/2/99
8/4-7/22	8/2-5/21	WSH	9/20-22/11	9/23-26/19 (5G)
7/21-23/78	7/17-19/62	HOU	8/23-26/10	9/4-7/09

BROTHERS WHO PLAYED FOR THE PHILLIES

Dave and Dennis Bennett*
 Dino and Lou Chiozza*
 Ed and Tom Delahanty*
 Garvin and Granny Hamner*
 Fritz and George Knothe
 Laynce and Jayson Nix
 Bill and Roy Thomas*
 Jim and Wally Westlake

*were teammates

BEST/WORST MONTHLY RECORDS

BEST		
Year	W-L-T	Pct.
April		
1897	7-1-1	.875
1964	9-2	.818
1911	11-3	.786
1915	11-3	.786
1993	17-5	.773
Most Wins: 19 – 2024		
May		
1976	22-5	.815
1995	21-7	.750
2024	20-7	.741
2001	20-8	.714
1913	17-7	.708
Most Wins: 22 – 1976		
June		
1892	22-5	.815
1981	7-2	.778
1893	19-6	.760
2022	19-8	.704
1899	16-7	.696
Most Wins: 22 – 1892		
July		
1890	21-6	.778
2009	20-7	.741
1886	17-7	.708
1952	22-10	.688
2011	17-8	.680
Most Wins: 22 – 1952		
August		
1977	22-7	.759
2011	18-7	.720
1950	20-8-1	.714
1891	17-7-1	.708
1887	16-7-1	.696
Most Wins: 22 – 1977		
September		
2010	21-6	.778
1887	16-5	.762
1983	22-7	.759
1916	22-9-1	.710
2004	19-8	.704
Most Wins: 22 – 1916, 1983		
October		
1907	6-0	1.000
1887	6-0-1	1.000
1925	3-0	1.000
1965	3-0-1	1.000
1976	3-0	1.000
Most Wins: 9 – 1898		

WORST		
Year	W-L-T	Pct.
April		
1938	1-10	.091
1935	2-9-2	.182
1946	2-9	.182
1904	2-8-1	.200
1943	1-4	.200
Most Losses: 18 – 2002		
May		
1928	3-22	.120
1904	4-19	.174
1883	4-16	.200
2017	6-22	.214
1923	7-23	.233
Most Losses: 23 – 1923		
June		
1997	4-22	.154
1936	4-19	.174
1921	5-21	.192
1938	5-20	.200
1942	5-19	.208
Most Losses: 24 – 1945		
July		
1883	3-17	.150
1928	6-22	.214
1941	6-20-1	.231
1939	7-23	.233
1930	8-25	.242
Most Losses: 25 – 1930		
August		
1883	2-17	.105
1936	4-24	.143
1934	4-21	.160
1961	7-26	.212
1927	7-25-1	.219
Most Losses: 26 – 1961		
September		
1939	6-27	.182
1883	3-13-1	.188
1924	6-21	.222
1942	6-21	.222
1927	6-20	.231
Most Losses: 27 – 1939		
October		
1927	0-3	.000
1987	0-3	.000
1937	0-2	.000
1938	0-2	.000
1969	0-2	.000
Most Losses: 7 – 1911		

20 OR MORE WINS IN A MONTH

22-5	June 1892	21-10	August 1899	21-10	July 1963	20-11	August 1967
22-9-1	September 1916	21-6	July 1890	21-7	May 1995	20-11	June 1975
22-10	July 1952	21-10	July 1912	21-6	September 2010	20-9	June 1976
22-5	May 1976	21-10	September 1915	20-12	July 1908	20-9	August 1991
22-7	August 1977	21-11	August 1917	20-11	June 1949	20-8	May 2001
22-7	September 1983	21-13	July 1950	20-8-1	August 1950	20-7	July 2009
		21-14	July 1955	20-11	July 1957	20-7	May 2024

LONG GAMES

LONGEST EXTRA-INNING GAMES

Innings	Date	Clubs/Score
21	7/17/1918 at CHI	Cubs 2, Phillies 1
20	8/24/1905 vs CHI	Cubs 2, Phillies 1
20	4/30/1919 vs BKN	Phillies 9, Robins 9
20	5/4/1973 vs ATL	Phillies 5, Atlanta 4
20	7/7/1993 vs LAD	Phillies 7, Dodgers 6
19	6/13/1918 vs STL	Phillies 8, Cardinals 8
19	9/15/1950 vs CIN	Phillies 8, Reds 7
19	5/25/2011 vs CIN	Phillies 5, Reds 4
18	6/1/1919 at BKN	Phillies 10, Robins 9
18	6/9/1949 vs PIT	Phillies 4, Pirates 3
18	10/2/1965 at NYM	Phillies 0, Mets 0
18	5/21/1967 vs CIN	Phillies 2, Reds 1
18	8/1/1972 at NYM	Mets 3, Phillies 2
18	8/24/2013 vs ARI	D-backs 12, Phillies 7
17	9/2/1908 vs BKN	Phillies 3, Superbas 2
17	9/6/1952 vs BOS	Phillies 7, Braves 6
17	6/2/1972 vs CIN	Reds 6, Phillies 3
17	9/13/1974 vs STL	Cardinals 7, Phillies 3
17	8/21/1980 vs SD	Phillies 9, Padres 8
17	9/21/1981 at MTL	Expos 1, Phillies 0
17	6/27/1986 at STL	Phillies 2, Cardinals 1
17	6/27/2003 at BAL	Phillies 4, Orioles 2

LATEST-ENDING GAMES

4:40 a.m.	7/2/1993 vs SD (DH and rain)
3:23 a.m.	8/10/1977 vs MTL (DH and rain)
3:15 a.m.	9/26/1975 vs NYM (DH and rain)
3:11 a.m.	6/9/1980 vs SF (rain)
2:13 a.m.	7/26/1988 vs NYM (rain)
2:12 a.m.	8/24/2013 vs ARI (extra innings)
2:07 a.m.	9/28/2006 at WSH (rain)
2:06 a.m.	9/13/1974 vs STL (extra innings and rain)
2:06 a.m.	6/12/2000 vs FLA (rain)

LONGEST RAIN DELAYS

5 hours, 54 minutes	7/2/1993 vs SD (three delays in game 1 of 1:10, 1:56 and 2:48)
5 hours	6/9/1980 vs SF (two delays of 1:28 and 3:32)
4 hours, 56 minutes*	8/10/1977 vs MTL; DH (two delays in game 1 of 1:03 and 2:27; 1:26 delay in game 2)
4 hours, 27 minutes	9/28/2006 at WSH
3 hours, 57 minutes	4/30/2005 vs FLA (three delays of 1:01, :45 and 2:11)
3 hours, 55 minutes	4/3/2024 vs CIN
3 hours, 54 minutes	6/14/2004 vs CIN (three delays of 1:05, 2:18 and :31)
3 hours, 51 minutes	6/15/1995 at COL
3 hours, 36 minutes	9/11/2022 vs WSH
3 hours, 34 minutes	6/12/2000 vs FLA (two delays of :59 and 2:35)
3 hours, 32 minutes	6/9/1980 vs SF (2nd delay)
3 hours, 30 minutes	8/10/1977 vs MTL (two delays in game 1 of 1:03 and 2:27)
3 hours, 25 minutes	7/26/1988 vs NYM
3 hours, 10 minutes	10/4/1980 at MTL

* Combined delay for both games of doubleheader.

CLUB STREAKS

WINNING

16	1887 (11 road), 1890 (2 road), 1892 (5 road)
13	1977 (5 road), 1991 (4 road)
12	1895 (all home)
11	1955 (all home), 1983 (6 road), 2010 (7 home)
10	1894 (all home), 1901 (3 road), 1984 (9 road), 2009 (7 home)
9	1892 (all home), 1905 (1 road), 1969 (all road), 2006 (3 road), 2011 (6 road), 2022 (3 road)

CONSECUTIVE WINS – HOME

16	1977, 1991
14	1890
13	1975
12	1895, 2010
11	1892, 1899, 1955, 1977, 2024

CONSECUTIVE WINS – ROAD

13	1976 (CHI, PIT, ATL, HOU, STL)
2023	(ARI, OAK, CHI, TB, MIA)
12	1887 (IND, DET, PIT, NYG)
10	1969 (NYM, MTL, PIT, CHI)
9	1954 (MIL, CIN, STL, BKN, PIT)
1984	(SD, LA, SF)

LOSING

23	1961
14	1883, 1927, 1936
13	1919 (twice), 1942, 1955
12	1897, 1904, 1922, 1928 (twice), 1944
11	1925, 1930, 1939, 1985, 1989, 1997, 1999
10	1897, 1903, 1910, 1924, 1928 (twice), 1931, 1939, 1945, 1948, 1956, 1961, 1964, 1970, 1972

CONSECUTIVE LOSSES – HOME

13	1883, 1944
12	1928, 1936
10	1904, 1972
9	1891, 1910, 1919, 1924, 1940, 1944, 1955

CONSECUTIVE LOSSES – ROAD

17	1961
15	1928
14	1942, 1996
13	1919, 1927, 1948, 1997
12	1922, 1928, 1933, 1999, 2015
11	1883, 1925, 1934 (twice), 1972, 2013
10	1897 (twice), 1904, 1928, 1929, 1931, 1939, 1942, 1956, 1971, 1975, 1990, 2018

HISTORY

MISCELLANEOUS CLUB RECORDS

Since 1900 ("Fewest" records do not include shortened seasons)

KEY: (ML) Major League record; (MLT) Major League record tied; (NL) Nat'l League record; (NLT) Nat'l League record tied

NUMBER OF PLAYERS

Most—56 in 2019, 2022

Fewest—21 in 1901

WON-LOST PERCENTAGE

Highest, season—.630 in 2011 (102-60)

Lowest, season—.278 in 1942 (42-109)

MOST GAMES

Season—163 in 1979, 1983, 1989

MOST GAMES WON

Season—102 in 2011

Consecutive, season—13, 8/3-16/77; 7/30-8/12/1991

Fewest, season—42 in 1942

MOST GAMES LOST

Season—111 in 1941

Consecutive, season—23, 7/29-8/20/1961

Fewest, season—60 in 2011

HOME GAMES

Most, season—84 in 2010

Fewest, season—79 in 1940, 1977, 1987

HOME GAMES WON

Season—60 in 1977

Consecutive—16 in 1977 & 1991

Fewest, season—20 in 1923 (NL)

HOME GAMES LOST

Season—55 in 1923, 1940, 1945, 1961 (MLT)

Consecutive—12 in 1928

Fewest, season—21 in 1977

ROAD GAMES WON

Season—50 in 2011

Consecutive—13 in 1976 and 2023

Fewest, season—16 in 1930

ROAD GAMES LOST

Season—62 in 1939

Consecutive—17 in 1961

Fewest, season—30 in 1913

INTERLEAGUE GAMES WON

Season—28 in 2023

Consecutive—12 in 2023

Fewest, season—4 in 2008

LARGEST MARGIN OF VICTORY

Game—21 (22-1), 7/6/2009 vs CIN

LARGEST MARGIN OF DEFEAT

Game—22 (24-2), 5/13/1902 vs CIN; (28-6), 7/6/1929 vs STL

LARGEST DEFICIT TO OVERCOME IN VICTORY

Game—11, 4/17/1976 at CHI, 10 inn.; losing 12-1 & 13-2 (W 18-16)

LONGEST GAMES

Innings, opening game—14, 4/17/1923 at BKN (T 5-5); 3/31/1998 at NYM (L 1-0) (NLT)

Innings—21, 7/17/1918 at CHI (L 2-1)

Innings, at Vet—20, 5/4/1973 vs ATL (W 5-4); 7/7/1993 vs LAD (W 7-6)

Innings, at Citizens Bank Park—19, 5/25/2011 vs CIN (W 5-4)

Time, 9 innings—4:30, 7/6/2018 at PIT (NLT)

Time, extra innings—7:06, 8/24/2013 vs ARI (18 inn.)

SHORTEST GAME

Time—0:51, 9/28/1919 at NYG (gm 1) (L 6-1) (ML)



NATIONAL BASEBALL HALL OF FAME AND MUSEUM

25 Main Street, Cooperstown, New York 13326

Phone: (607) 547-7200

Public Relations: (607) 547-0215

E-mail address: info@baseballhall.org

Website: baseballhall.org

Summer Hours: Memorial Day Weekend - Labor Day Weekend: 9 a.m. to 7 p.m.

Regular Hours: 9 a.m. to 5 p.m.

Holiday Closings: Thanksgiving Day, Christmas Day, and New Year's Day.

DIRECTORY: Jane Forbes Clark (Chairman), Josh Rawitch (President), Lisa Bendino-Anderson (Vice President, Museum Affairs), Shilpa Ketharaju (Vice President Finance and Administration), Sean Gahagan (Vice President, Retail Merchandising & Licensing), Ken Meifert (Vice President, Sponsorship & Development), Ryan Selzner (Vice President, People and Culture)
PR CONTACTS: Jon Shestakofsky (Vice President, Communications & Content) and Craig Muder (Comm. Director)

HALL OF FAME WEEKEND 2025: July 25-28

Class of 2025: Dick Allen, Dave Parker, CC Sabathia, Ichiro Suzuki, Billy Wagner

Awards Presentation: Sat., July 26 **Induction:** Sun., July 27, 1:30 p.m. ET, Clark Sports Center

PHILLIES IN THE HALL OF FAME

A total of 43 players, managers and executives in the Hall of Fame, including 2025 electees Dick Allen and Billy Wagner, spent some of their professional careers with the Philadelphia Phillies. Thirteen of those 43 spent the majority of their careers in a Phillies uniform, including Grover Cleveland Alexander, Richie Ashburn, Dave Bancroft, Steve Carlton, Ed Delahanty, Billy Hamilton, Chuck Klein, Robin Roberts, Scott Rolen, Mike Schmidt, Sam Thompson, Harry Wright and Allen. For a complete list of Phillies in the Hall of Fame, visit the "Hall of Famers" team pages at www.baseballhall.org.

NOTABLE PHILLIES ARTIFACTS IN COOPERSTOWN

- Shoes worn by Phillies' pitcher Michael Lorenzen when he pitched a no-hitter on Aug. 9, 2023.
- Batting helmet worn by NLCS MVP Bryce Harper during 2022 postseason games including the Wild Card, Division, Championship and World Series.
- Jersey worn by All-Star pitcher Aaron Nola on Sept. 29, 2018.
- Game-used ball and a cap worn by Cole Hamels on July 25, 2015, when he threw a no-hitter in his final start for the Phillies.
- Cap worn by Cole Hamels, a game-used baseball and manager Ryne Sandberg's lineup card from when four pitchers combined to throw a no-hitter on Sept. 1, 2014.
- Cap worn by Wilson Valdez on May 26, 2011, during his 19th-inning relief win after playing the first 18 innings at second base, becoming the first player to start a game and earn the win since Babe Ruth in 1921.
- Game ball and a jersey worn by Roy Halladay during his NLDS no-hitter on Oct. 6, 2010.
- Cap worn by Roy Halladay when he threw the 20th perfect game in major league history on May 29, 2010 against the Marlins and a game ball.
- Bat used by Chase Utley in the 2009 World Series when he tied Hall of Famer Reggie Jackson's mark for home runs in a single World Series.
- Jersey worn by 2008 World Series MVP Cole Hamels during the deciding Game 5.
- Bat used by Ryan Howard to hit two home runs during Game Four of the 2008 World Series.
- Helmet used by Carlos Ruiz from his home run and his game-winning hit in Game 3 of the 2008 World Series.
- Spikes worn by Jimmy Rollins on the final day of the 2007 season, in which he became the fourth player in MLB history to hit 20 doubles, triples and home runs with 20 steals.
- Phillies Phanatic costume donated in 2002 to mark the 25th anniversary of the mascot.
- Cap, jersey and pants worn by Mike Schmidt to hit his 500th home run on April 18, 1987.
- Ball thrown by Steve Carlton to record career strikeout No. 3,521 on June 7, 1983.



Helmet worn by Bryce Harper during 2022 postseason.

A LOOK AHEAD TO 2026

Ballots for the 2026 Hall of Fame/BBWAA election will be distributed following the 2025 season with results from the voting scheduled to be announced in January 2026. A partial list of first-year candidates for election includes Ryan Braun, Edwin Encarnación, Cole Hamels and Matt Kemp. Historical information on past BBWAA elections and the election process can be accessed at www.baseballhall.org or by contacting the Hall of Fame Communications department.

CONNECT TO COOPERSTOWN

- For news from Cooperstown, visit at www.baseballhall.org. Stay up-to-date on all the activity at the Hall of Fame's official site, on Twitter [@baseballhall](https://twitter.com/baseballhall) and through social networking on Facebook, Instagram and TikTok.
- If you would like to receive interesting stories and timely news items direct from the Hall of Fame and get the inside track on the latest happenings in Cooperstown, sign up for *Inside Pitch*. There's no cost to receive our weekly electronic newsletter in your e-mail box at home or work and it's easy to enroll: Just log on to www.baseballhall.org/InsidePitch.
- If you have an interest in receiving *Around The Horn*, the Hall's monthly media newsletter, please send an e-mail to info@baseballhall.org. Be sure to include your name, name of organization and e-mail address. Or visit www.baseballhall.org/media-info.

RESEARCH ASSISTANCE

The Hall of Fame is pleased to provide assistance in baseball research and members of the media are encouraged to utilize this valuable baseball resource whenever necessary by calling the Public Relations department at (607) 547-0215, or the Library Reference desk at (607) 547-0330.

AWARDS



ALL-STAR SELECTIONS

1933	Dick Bartell, ss*	1963	Ray Culp, rhp	1984	Al Holland, lhp	2008	Brad Lidge, rhp
	Chuck Klein, of*	1964	Jim Bunning, rhp		Juan Samuel, 2b		Chase Utley, 2b*
1935	Jimmy Wilson, c*		Johnny Callison, of		Mike Schmidt, 3b*	2009	Ryan Howard, 1b
1936	Pinky Whitney, 3b*		Chris Short, lhp	1985	Ozzie Virgil, c		Raúl Ibáñez, of*
1937	Bucky Walters, rhp	1965	Dick Allen, 3b*		Glenn Wilson, of		Chase Utley, 2b*
1938	Herschel Martin, of		Johnny Callison, of	1986	Shane Rawley, lhp		Shane Victorino, of#
1939	Morrie Aronovitch, of		Cookie Rojas, 2b		Mike Schmidt, 3b*		Jayson Werth, of
1940	Kirby Higbe, rhp	1966	Dick Allen, 3b	1987	Steve Bedrosian, rhp	2010	Roy Halladay, rhp
	Pinky May, 3b		Jim Bunning, rhp		Juan Samuel, 2b		Ryan Howard, dh*
	Hugh Mulcahy, rhp	1967	Dick Allen, 3b*		Mike Schmidt, 3b*		Chase Utley, 2bt
1941	Cy Blanton, rhp		Chris Short, lhp	1988	Kevin Gross, rhp	2011	Roy Halladay, rhp*
1942	Danny Litwhiler, of	1968	Woodie Fryman, lhp		Lance Parrish, c		Cole Hamels, lhp
1943	Babe Dahlgren, 1b	1969	Grant Jackson, lhp	1989	Von Hayes, of		Cliff Lee, lhp
1944	Ken Raffensberger, lhp	1970	Joe Hoerner, lhp		Mike Schmidt, 3b^		Plácido Polanco, 3bt
1946	Del Ennis, of	1971	Rick Wise, rhp	1990	Lenny Dykstra, of*		Shane Victorino, of
	Frank McCormick, 1b	1972	Steve Carlton, lhp	1991	John Kruk, 1b	2012	Cole Hamels, lhp
	Emil Verban, 2b	1973	Wayne Twitchell, rhp	1992	Darren Daulton, c		Jonathan Papelbon, rhp
1947	Schoolboy Rowe, rhp	1974	Larry Bowa, ss*		John Kruk, 1b		Carlos Ruiz, c
	Emil Verban, 2b*		Steve Carlton, lhp	1993	Darren Daulton, c*	2013	Domonic Brown, of
	Harry Walker, of*		Dave Cash, 2b		Dave Hollins, 3b		Cliff Lee, lhp
1948	Richie Ashburn, of*		Mike Schmidt, 3b		John Kruk, 1b*	2014	Chase Utley, 2b*
1949	Andy Seminick, c*	1975	Larry Bowa, ss		Terry Mulholland, lhp*	2015	Jonathan Papelbon, rhp
	Eddie Waitkus, 1b		Dave Cash, 2b	1994	Mariano Duncan, 2b*	2016	Odúbel Herrera, of
1950	Willie Jones, 3b*		Greg Luzinski, of		Lenny Dykstra, of*†	2017	Pat Neshek, rhp
	Jim Konstanty, rhp		Tug McGraw, lhp		Danny Jackson, lhp	2018	Aaron Nola, rhp
	Robin Roberts, rhp*	1976	Bob Boone, c		Doug Jones, rhp	2019	J.T. Realmuto, c
	Dick Sisler, of		Larry Bowa, ss	1995	Darren Daulton, c	2020	ASG not played
1951	Richie Ashburn, of*		Dave Cash, 2b		Lenny Dykstra, of*	2021	J.T. Realmuto, c#
	Del Ennis, of*		Greg Luzinski, of*		Tyler Green, rhp		Zack Wheeler, rhp
	Willie Jones, 3b		Mike Schmidt, 3b		Mickey Morandini, 2b	2022	Bryce Harper, dh†
	Robin Roberts, rhp*	1977	Steve Carlton, lhp		Heathcliff Slocumb, rhp		Kyle Schwarber, of
1952	Granny Hamner, ss*		Greg Luzinski, of*	1996	Ricky Bottalico, rhp	2023	Nick Castellanos, of
	Robin Roberts, rhp		Mike Schmidt, 3b	1997	Curt Schilling, rhp		Craig Kimbrel, rhp
	Curt Simmons, lhp*	1978	Bob Boone, c	1998	Curt Schilling, rhp	2024	Alec Bohm, 3b*
1953	Richie Ashburn, of		Larry Bowa, ss*	1999	Paul Byrd, rhp		Bryce Harper, 1b*
	Granny Hamner, ss		Greg Luzinski, of*		Mike Lieberthal, c		Jeff Hoffman, rhp
	Robin Roberts, rhp*	1979	Bob Boone, c#		Curt Schilling, rhp*		Cristopher Sánchez, lhp
	Curt Simmons, lhp		Larry Bowa, ss*	2000	Mike Lieberthal, c		Matt Strahm, lhp
1954	Smoky Burgess, c		Steve Carlton, lhp*	2001	Jimmy Rollins, ss		Ranger Suárez, lhp
	Granny Hamner, 2b*		Pete Rose, 1b	2002	Vicente Padilla, rhp		Trea Turner, ss*
	Robin Roberts, rhp*		Mike Schmidt, 3b*		Scott Rolen, 3b*		Zack Wheeler, rhp
1955	Del Ennis, of*	1980	Steve Carlton, lhp		Jimmy Rollins, ss*		
	Stan Lopata, c		Pete Rose, 1b	2003	Randy Wolf, lhp		
	Robin Roberts, rhp*		Mike Schmidt, 3b*†	2004	Bobby Abreu, of		
1956	Stan Lopata, c	1981	Steve Carlton, lhp		Jim Thome, 1b		
	Robin Roberts, rhp		Pete Rose, 1b*	2005	Bobby Abreu, of*		
1957	Jack Sanford, rhp		Dick Ruthven, rhp		Jimmy Rollins, ss		
	Curt Simmons, lhp*		Mike Schmidt, 3b*		Billy Wagner, lhp		
1958	Richie Ashburn, of		Manny Trillo, 2b	2006	Tom Gordon, rhp		
	Dick Farrell, rhp	1982	Steve Carlton, lhp		Ryan Howard, 1b		
1959	Gene Conley, rhp		Pete Rose, 1b*		Chase Utley, 2b*		
1960	Tony Taylor, 2b		Mike Schmidt, 3b*	2007	Cole Hamels, lhp		
1961	Art Mahaffey, rhp		Manny Trillo, 2b*		Aaron Rowand, of		
1962	Johnny Callison, of	1983	Mike Schmidt, 3b*		Chase Utley, 2b*		
	Art Mahaffey, rhp						

* Starter

^ Elected starter but did not play because of retirement

Started because of injury to elected starter

† Couldn't start because of injury

July 13, 1943, Shibe Park

NL	3	10	3
AL	5	8	1

Bobby Doerr's three-run homer in the second inning propelled the AL All-Stars to their third straight victory before 31,938. Vince DiMaggio led the NL with a single, triple and home run. It was the first ASG played entirely under the lights. Winner: Dutch Leonard; Loser: Mort Cooper. Game was shortwaved to American servicemen throughout the world.

July 8, 1952, Shibe Park

AL	2	5	0
NL	3	3	0

Only game in ASG history not to go nine innings as rain halted play after five innings. Jackie Robinson hit a solo homer in the first and Hank Sauer hit a two-run homer onto the LF roof in the fourth for all the NL runs. Two Philadelphia pitchers played in the game: Curt Simmons (Phillies) started for the NL and Bobby Shantz (A's) pitched the fifth for the AL, fanning Whitey Lockman, Robinson and Stan Musial to the delight of 32,785 fans. Winner: Bob Rush; Loser: Bob Lemon. Game was broadcast on Mutual Radio System and on NBC TV.

MISCELLANEOUS ALL-STAR INFORMATION

MOST SELECTIONS

Pitchers

Robin Roberts, 7 times
Steve Carlton, 7 times

Hitters

Mike Schmidt, 12 times

ROOKIES

Del Ennis, of, 1946
Richie Ashburn, of, 1948
Jack Sanford, rhp, 1957
Ray Culp, rhp, 1963
Juan Samuel, 2b, 1984
Tyler Green, rhp, 1995
Jimmy Rollins, ss, 2001

PHILLIES STARTERS

(Position by Position)

"Firsts"

C Jimmy Wilson, 1935
1B Pete Rose, 1981
2B Emil Verban, 1947
SS Dick Bartell, 1933
3B Pinky Whitney, 1936
LF Del Ennis, 1955
CF Harry Walker, 1947
RF Chuck Klein, 1933
P Robin Roberts, 1950
DH Ryan Howard, 2010

"Lasts"

J.T. Realmuto, 2021
Bryce Harper, 2024
Chase Utley, 2014
Trea Turner, 2024
Alec Bohm, 2024
Raúl Ibáñez, 2009
Shane Victorino, 2009
Bobby Abreu, 2005
Roy Halladay, 2011
Ryan Howard, 2010

WINNING PITCHERS

Ken Raffensberger, lhp	7-1	7/11/1944	Forbes Field
Doug Jones, rhp	8-7	7/12/1994	Three Rivers Stadium
Heathcliff Slocumb, rhp	3-2	7/11/1995	The Ballpark in Arlington

MANAGERS

Eddie Sawyer	7/10/1951	Briggs Stadium	W, 8-3
Gene Mauch	7/13/1965	Metropolitan Stadium	W, 6-5
Dallas Green	8/9/1981	Municipal Stadium	W, 5-4
Paul Owens	7/10/1984	Candlestick Park	W, 3-1
Jim Fregosi	7/12/1994	Three Rivers Stadium	W, 8-7 (10)
Charlie Manuel	7/14/2009	Busch Stadium	L, 4-3
Charlie Manuel	7/13/2010	Angel Stadium	W, 3-1
Rob Thomson	7/11/2023	T-Mobile Park	W, 3-2

HOME RUNS

Johnny Callison, rf	7/7/64	Shea Stadium
Dick Allen, 3b	7/11/67	Anaheim Stadium
Greg Luzinski, lf	7/19/77	Yankee Stadium
Mike Schmidt, 3b	8/9/81	Municipal Stadium
J.T. Realmuto, c	7/13/21	Coors Field

PHILLIES FIRSTS

Hitters

At-Bat
Run
Hit
Double
Triple
Home Run
RBI
Stolen Base
Error

Chuck Klein, 7/6/1933
Richie Ashburn, 7/13/1948
Chuck Klein, 7/6/1933
Jimmy Wilson, 7/8/1935
Mike Schmidt, 7/17/1979
Johnny Callison, 7/7/1964
Pinky Whitney, 7/7/1936
Richie Ashburn, 7/13/1948
Andy Seminick, 7/12/1949

Pitchers

Game
Win
Loss
Hit
Run
Walk
Strikeout
Save

Bucky Walters, 7/7/1937
Ken Raffensberger, 7/11/1944
Curt Simmons, 7/9/1957
Bucky Walters, 7/7/1937
Robin Roberts, 7/11/1950
Robin Roberts, 7/11/1950
Ken Raffensberger, 7/11/1944
Craig Kimbrel, 7/11/2023

MVP

Johnny Callison, rf
7/7/64, Shea Stadium
Hit a 3-run HR in the bottom of the ninth
off Dick Radatz to give the NL a 7-4 win

HR DERBY PARTICIPANTS

2004	Jim Thome
2005	Bobby Abreu*
2006	Ryan Howard*
2007	Ryan Howard
2008	Chase Utley
2009	Ryan Howard
2018	Rhys Hoskins
2022	Kyle Schwarber
2024	Alec Bohm

* Winner

July 13, 1976, Veterans Stadium

AL	1	5	0
NL	7	10	0

ASG MVP George Foster hit a two-run homer to lead the NL to its fifth win in a row. Third-largest crowd (63,974) in ASG history included President Gerald Ford. Five Cincinnati Reds were in the starting lineup. For the first time in Phillies history, they had five players in the game: Greg Luzinski (starter in LF), Dave Cash (2b), Larry Bowa (ss), Bob Boone (c) and Mike Schmidt (3b). Winner: Randy Jones; Loser: Mark Fidrych. An estimated 60 million fans watched the game on ABC TV.

July 9, 1996, Veterans Stadium

AL	0	7	0
NL	6	12	1

NL defeated AL for third straight year with a 6-0 shutout, behind MVP and Norristown native Mike Piazza's monster home run to the left field upper deck and RBI double in the second and third innings, respectively. Biggest ovation from the crowd of 62,670 went to Ozzie Smith, playing in his 15th and final All-Star Game. Winner: John Smoltz; Loser: Charles Nagy. Game was broadcast on NBC TV and CBS Radio.

AWARD WINNERS

NL MOST VALUABLE PLAYER

Chuck Klein (1931)
Chuck Klein (1932)

The Sporting News
Baseball Writers'
Association of America,
TSN
BBWAA
BBWAA
BBWAA
BBWAA
BBWAA

Jim Konstanty (1950)
Mike Schmidt (1980, 1981, 1986)
Ryan Howard (2006)
Jimmy Rollins (2007)
Bryce Harper (2021)

NL CY YOUNG AWARD (BBWAA)

Steve Carlton (1972, 1977, 1980, 1982)
John Denny (1983)
Steve Bedrosian (1987)
Roy Halladay (2010)

NL ROOKIE OF THE YEAR

Jack Sanford, p (1957) BBWAA
Ed Bouchee, 1b (1957) *TSN*
Dick Allen, 3b (1964) BBWAA, *TSN*
Lonnie Smith, of (1980) *TSN*
Juan Samuel, 2b (1984) *TSN*
Scott Rolen, 3b (1997) BBWAA, Players Choice
Ryan Howard, 1b (2005) BBWAA
J.A. Happ, lhp (2009) *TSN*, Players Choice

ML ROOKIE OF THE YEAR (TSN)

Del Ennis, of (1946)
Richie Ashburn, of (1948)

NL ROOKIE PITCHER OF THE YEAR (TSN)

Jack Sanford (1957)
Ray Culp (1963)

NL MANAGER OF THE YEAR

Eddie Sawyer (1950) AP, UPI
Gene Mauch (1962) AP, UPI
Gene Mauch (1964) AP
Danny Ozark (1976) AP
Jim Fregosi (1993) AP
Larry Bowa (2001) BBWAA, *TSN*, *ESPN the Magazine*, *USA TODAY*, *Baseball Weekly*

ML MANAGER OF THE YEAR (TSN)

Danny Ozark (1976)

ML EXECUTIVE OF THE YEAR (TSN)

Bob Carpenter (1949)
Lee Thomas (1993)

ML PLAYER OF THE YEAR

Robin Roberts, p (1952) *TSN*
Ryan Howard, 1b (2006) *TSN*
Roy Halladay, rhp (2010) *Baseball America*

NL PLAYER OF THE YEAR

Jim Konstanty (1950) UPI
Mike Schmidt (1980, 1986) *TSN*

NL PITCHER OF THE YEAR

Jim Konstanty (1950) *TSN*
Robin Roberts (1952, 1955) *TSN*
Steve Carlton (1972, 1977, 1980, 1982) *TSN*
John Denny (1983) *TSN*
Steve Bedrosian (1987) *Baseball America*

NL OUTSTANDING PLAYER (PLAYERS CHOICE)

Bryce Harper (2021)

NL OUTSTANDING PITCHER (PLAYERS CHOICE)

Roy Halladay (2010)

MARVIN MILLER MAN OF THE YEAR (PLAYERS CHOICE)

Jim Thome (2004)

NL HANK AARON AWARD

Ryan Howard (2006)
Bryce Harper (2021)

NL COMEBACK PLAYER OF THE YEAR

Eddie Waitkus (1950) AP
Robin Roberts (1958) AP
Jim Bunning (1964) AP
John Denny (1983) *TSN*, UPI
Mike Lieberthal (2002) *TSN*, Players Choice
Brad Lidge (2008) MLB

MALE ATHLETE OF THE YEAR (AP)

Jim Konstanty (1950)

PRO ATHLETE OF THE YEAR (TSN)

Roy Halladay (2010)

NL FIREMAN OF THE YEAR (TSN)

Al Holland (1983)
Steve Bedrosian (1987)

NL ROLAIDS RELIEF MAN

Al Holland (1983)
Steve Bedrosian (1987)
Brad Lidge (2008)

DHL DELIVERY MAN OF THE YEAR

Brad Lidge (2008)

PEPSI CLUTCH PERFORMER OF THE YEAR

Roy Halladay (2010)

BABE RUTH AWARD (NY BBWAA)

Tug McGraw (1980)
Cole Hamels (2008)

MOST VALUABLE PLAYER, ALL-STAR GAME (MLB)

Johnny Callison (1964)

MOST VALUABLE PLAYER, NATIONAL LEAGUE CHAMPIONSHIP SERIES

Manny Trillo (1980)
Gary Matthews (1983)
Curt Schilling (1993)
Cole Hamels (2008)
Ryan Howard (2009)
Bryce Harper (2022)

MOST VALUABLE PLAYER, WORLD SERIES

Mike Schmidt (1980) MLB, *SPORT Magazine*
Cole Hamels (2008) MLB

AWARD WINNERS

NL PLAYER, PITCHER, RELIEVER & ROOKIE OF THE MONTH

Player of the Month

June 1973	Greg Luzinski
April 1976	Mike Schmidt
July 1977	Greg Luzinski
July 1979	Mike Schmidt
September 1979	Pete Rose
May 1980	Mike Schmidt
August 1981	Mike Schmidt
September 1981	Gary Matthews
July 1982	Mike Schmidt
April 1989	Von Hayes
May 1994	Lenny Dykstra
September 2003	Jim Thome
June 2004	Jim Thome
May 2005	Bobby Abreu
July 2006	Chase Utley
August 2006	Ryan Howard
September 2006	Ryan Howard
April 2008	Chase Utley
September 2008	Ryan Howard
August 2009	Ryan Howard
May 2013	Domonic Brown
June 2022	Kyle Schwarber
May 2024	Bryce Harper
June 2024	Bryce Harper

Pitcher of the Month

June 1964	Jim Bunning
September 1977	Larry Christenson
May 1980	Steve Carlton
September 1980	Marty Bystrom
May 1982	Dick Ruthven
September 1983	John Denny
August 1985	Shane Rawley
May 1987	Steve Bedrosian
August 1991	Mitch Williams
May 1993	Tommy Greene
June 1994	Bobby Munoz
May 1995	Heathcliff Slocumb
August 1995	Sid Fernandez
May 1999	Curt Schilling
July 2010	Roy Halladay
June 2011	Cliff Lee
August 2011	Cliff Lee
May 2022	Zack Wheeler
March/April 2024	Ranger Suárez
June 2024	Cristopher Sánchez

Reliever of the Month

August 2018	Héctor Neris
June 2023	Craig Kimbrel

Rookie of the Month

September 2005	Ryan Howard
June 2015	Maikel Franco
August 2017	Rhys Hoskins

NL PLAYER/PITCHER OF THE WEEK

1973	Wayne Twitchell	1994	Danny Jackson
1974	Dave Cash		Lenny Dykstra
	Larry Bowa	1998	Paul Byrd
1976	Mike Schmidt	1999	Mike Lieberthal
	Dave Cash	2001	Bobby Abreu
	Jay Johnstone		Scott Rolen
1977	Greg Luzinski (twice)		Jose Mesa
	Steve Carlton	2003	Kevin Millwood
1978	Larry Christenson		Jim Thome
	Garry Maddox	2004	Jim Thome
1979	Steve Carlton		Bobby Abreu
	Bob Boone	2005	Pat Burrell (twice)
	Pete Rose (twice)		Bobby Abreu
1980	Steve Carlton		Chase Utley
	Pete Rose		Jimmy Rollins
	Bake McBride	2006	Chase Utley (twice)
	Mike Schmidt		Ryan Howard
1982	Gary Matthews	2007	Ryan Howard (twice)
1983	Joe Morgan		Jimmy Rollins
1984	Mike Schmidt		Chase Utley
	Von Hayes	2008	Chase Utley
1985	Juan Samuel	2009	Ryan Howard (twice)
1986	Von Hayes (3 times)		Raúl Ibañez
	Mike Schmidt		Jayson Werth
	Kent Tekulve	2010	Roy Halladay (twice)
1987	Mike Schmidt		Ryan Howard
	Steve Bedrosian		Jayson Werth
	Von Hayes	2011	Raúl Ibañez
1990	Lenny Dykstra	2012	Cole Hamels
	Terry Mulholland	2013	Domonic Brown (twice)
1991	Tommy Greene	2014	Carlos Ruiz
	Wes Chamberlain	2015	Cole Hamels
	Mitch Williams	2019	Jay Bruce
	John Kruk	2022	Bryce Harper
1992	Dave Hollins		Rhys Hoskins
	John Kruk	2023	Trea Turner
	Tommy Greene		Michael Lorenzen
1993	John Kruk	2024	Trea Turner (twice)
	Tommy Greene		Alec Bohm
			Kyle Schwarber

SILVER SLUGGER AWARD WINNERS

1980	Manny Trillo, 2b	2006	Ryan Howard, 1b
	Mike Schmidt, 3b		Chase Utley, 2b
1981	Pete Rose, 1b	2007	Jimmy Rollins, ss
	Manny Trillo, 2b		Chase Utley, 2b
	Mike Schmidt, 3b	2008	Chase Utley, 2b
1982	Mike Schmidt, 3b	2009	Chase Utley, 2b
1983	Mike Schmidt, 3b	2019	J.T. Realmuto, c
1984	Mike Schmidt, 3b	2021	Bryce Harper, of
1986	Mike Schmidt, 3b	2022	J.T. Realmuto, c
1987	Juan Samuel, 2b		Kyle Schwarber, of
1992	Darren Daulton, c	2023	Bryce Harper, dh
1993	Lenny Dykstra, of	2024	Bryce Harper, 1b
2004	Bobby Abreu, of		

AWARDS

RAWLINGS GOLD GLOVE AWARD® WINNERS

1963	Bobby Wine, ss	1978	Garry Maddox, of	1982	Garry Maddox, of	2008	Jimmy Rollins, ss
1964	Bobby Shantz, p		Mike Schmidt, 3b		Mike Schmidt, 3b		Shane Victorino, of
	Ruben Amaro, ss		Larry Bowa, ss		Manny Trillo, 2b	2009	Jimmy Rollins, ss
1966	Bill White, 1b		Bob Boone, c	1983	Mike Schmidt, 3b		Shane Victorino, of
1972	Larry Bowa, ss	1979	Garry Maddox, of	1984	Mike Schmidt, 3b	2010	Shane Victorino, of
1975	Garry Maddox, of		Mike Schmidt, 3b	1986	Mike Schmidt, 3b	2011	Placido Polanco, 3b
1976	Garry Maddox, of		Bob Boone, c	1998	Scott Rolen, 3b	2012	Jimmy Rollins, ss
	Mike Schmidt, 3b		Manny Trillo, 2b	1999	Mike Lieberthal, c	2019	J.T. Realmuto, c
	Jim Kaat, p	1980	Garry Maddox, of	2000	Scott Rolen, 3b	2022	J.T. Realmuto, c
1977	Garry Maddox, of	1981	Garry Maddox, of	2001	Scott Rolen, 3b	2023	Zack Wheeler, rhp
	Mike Schmidt, 3b		Mike Schmidt, 3b	2005	Bobby Abreu, of		
	Jim Kaat, p		Manny Trillo, 2b	2007	Jimmy Rollins, ss		
			Steve Carlton, p		Aaron Rowand, of		

ALL-MLB TEAM

2019	J.T. Realmuto, c, first team
2020	J.T. Realmuto, c, second team
2021	Bryce Harper, of, first team
	Zack Wheeler, rhp, second team
2022	J.T. Realmuto, c, first team
	Aaron Nola, rhp, second team
	Kyle Schwarber, of, second team
2024	Zack Wheeler, rhp, first team
	Bryce Harper, 1b, second team

FIELDING BIBLE AWARD

Given annually since 2006 to the best defensive player at each fielding position based on statistical analysis

2008	Jimmy Rollins, ss
2010	Chase Utley, 2b
2022	Ranger Suárez, p



CENTENNIAL TEAM

In 1983 the Phillies conducted balloting for the Greatest Phillies Team and Greatest Player Ever. Mike Schmidt collected 19,767 votes to be named Greatest Phillies Player.

Bob Boone (c)	Del Ennis (of)
Pete Rose (1b)	Robin Roberts (starting rhp)
Manny Trillo (2b)	Steve Carlton (starting lhp)
Mike Schmidt (3b)	Jim Konstanty (rh reliever)
Larry Bowa (ss)	Tug McGraw (lh reliever)
Richie Ashburn (of)	Dallas Green (manager)
Garry Maddox (of)	

ALL-VET TEAM

To commemorate the 33rd and final season of Veterans Stadium, the Phillies asked fans to select the All-Vet Team through online voting. Results were announced on September 27, 2003, prior to the second-to-last game in Vet history.



Darren Daulton (c)	Garry Maddox (cf)
John Kruk (1b)	Bobby Abreu (rf)
Juan Samuel (2b)	Steve Carlton (starting lhp)
Mike Schmidt (3b)	Curt Schilling (starting rhp)
Larry Bowa (ss)	Tug McGraw (relief pitcher)
Greg Luzinski (lf)	Dallas Green (manager)

ROBERTO CLEMENTE AWARD

Since 1971, Major League Baseball has annually presented an award that recognizes a player who best exemplifies the game of baseball through sportsmanship, community involvement and positive contributions to his team.

In 1973, following the tragic death of Roberto Clemente, the award was named to honor the man whose spirit and goodwill will always be remembered. The 12-time All-Star and Hall of Famer was killed in a plane crash in 1972 delivering food and medical supplies to earthquake victims of Nicaragua. The award recognizes those individuals who truly understand the value of helping others.

A panel of baseball dignitaries, including Commissioner Rob Manfred and until 2019 the late Vera Clemente, annually selects the winner from a list of 30 candidates, one from each Major League Baseball Club. Winners from each club are announced in September during Roberto Clemente Day. The winner of the national Roberto Clemente Award is announced during a pre-game ceremony at the World Series. **Greg Luzinski** received the award in 1978, **Garry Maddox** in 1986, and **Jimmy Rollins** shared the honor in 2014 with Paul Konerko. Other past winners include Jamie Moyer, Jim Thome, Curt Schilling, Al Leiter, Tony Gwynn, Willie Mays, Ozzie Smith, Cal Ripken Jr. and Andrew McCutchen.

AWARDS



PAUL OWENS AWARD

Since 1986 the Phillies have honored the top player and pitcher in their minor league system. The award is named in honor of Paul Owens, who passed away in December 2003 after spending 48 years in the Phillies organization as a scout, farm director, general manager, manager and senior advisor.

Year	Player	Pitcher	Year	Player	Pitcher
1986	Ron Jones (of)	Marvin Freeman (rhp)	2005	Chris Roberson (of)	Robinson Tejeda (rhp)
1987	Ricky Jordan (1b)	Todd Frohwirth (rhp)	2006	Michael Bourn (of)	Carlos Carrasco (rhp)
1988	Jim Vatcher (of)	Andy Carter (lhp)	2007	Quintin Berry (of)	Mike Zagurski (lhp)
1989	Mickey Morandini (2b)	Jason Grimsley (rhp)	2008	Lou Marson (c)	J.A. Happ (lhp)
1990	Jeff Grotewold (c)	Andy Ashby (rhp)	2009	Michael Taylor (of)	Kyle Drabek (rhp)
1991	Kim Batiste (ss)	Toby Borland (rhp)	2010	Domonic Brown (of)	Scott Mathieson (rhp)
1992	Mike Lieberthal (c)	Paul Fletcher (rhp)	2011	Freddy Galvis (ss)	Trevor May (rhp)
1993	Phil Geisler (of)	Ricky Bottalico (rhp)	2012	Darin Ruf (of/1b)	Tyler Cloyd (rhp)
1994	Gene Schall (1b)	Ron Blazier (rhp)	2013	Maikel Franco (3b)	Severino Gonzalez (rhp)
1995	Dave Doster (2b)	Rich Hunter (rhp)	2014	J.P. Crawford (ss)	Luis Garcia (rhp)
	Wendell Magee (of)		2015	Andrew Knapp (c)	Ricardo Pinto (rhp)
1996	Scott Rolen (3b)	Matt Beech (lhp)	2016	Dylan Cozens (of)	Ben Lively (rhp)
1997	Jeff Key (of)	Ryan Brannan (rhp)		Rhys Hoskins (1b)	
	Jimmy Rollins (ss)		2017	Scott Kingery (2b)	Tom Eshelman (rhp)
1998	Marlon Anderson (2b)	Carlton Loewer (rhp)	2018	Austin Listi (1b/of)	David Parkinson (lhp)
1999	Pat Burrell (of/1b)	Adam Eaton (rhp)	2019	Alec Bohm (3b)	Ethan Lindow (lhp)
2000	Marlon Byrd (of)	Brandon Duckworth (rhp)	2020	Awards not given	
2001	Marlon Byrd (of)	Brandon Duckworth (rhp)	2021	Bryson Stott (ss)	Jean Cabrera (rhp)
2002	Chase Utley (3b)	Ryan Madson (rhp)	2022	Darick Hall (1b)	Andrew Painter (rhp)
2003	Ryan Howard (1b)	Cole Hamels (lhp)	2023	Johan Rojas (of)	Orion Kerkering (rhp)
2004	Ryan Howard (1b)	Scott Mitchinson (rhp)	2024	Justin Crawford (of)	Eiberson Castellano (rhp)




Bill Giles

BILL GILES AND LARRY ROJAS AWARDS

Two awards were established in 1999 to honor minor league players who share the same attributes as the awards' namesakes: a love and respect for the game of baseball, an outstanding work ethic and pride in being a member of the Phillies organization.

Bill Giles climbed the baseball ladder from the minors to the majors, working in numerous executive capacities with the Astros and Phillies until getting a group together to purchase the Phillies in 1981. He was president and general partner until 1997 when he became chairman and then was named chairman emeritus in 2015.

Larry Rojas was born in Cuba and played minor league baseball in the Phillies organization. He also served as a minor league coach and manager, spring training coordinator, scout and liaison for the Hispanic players in the system before his death in 2007.



Larry Rojas

Bill Giles Award Winners

1999	Gary Burnham	2012	Tim Kennelly
2000	Marlon Byrd	2013	Jesse Biddle
2001	Nate Espy	2014	Justin Parr
2002	Taylor Buchholz	2015	Andrew Knapp
2003	Ryan Howard	2016	Roman Quinn
2004	Jake Blalock	2017	Cole Stobbe
2005	Michael Bourn	2018	Adam Haseley
2006	Cooper Osteen	2019	Jimmy Smith
2007	Dominic Brown	2020	Award not given
2008	Jason Donald	2021	Logan O'Hoppe
2009	Vance Worley	2022	Ethan Wilson
2010	Jarred Cosart	2023	Tommy McCollum
2011	Troy Hanzawa	2024	Tristan Garnett

Larry Rojas Award Winners

1999	Alejandro Fajardo	2012	Maikel Franco
2000	Anderson Machado	2013	Edgar Duran
2001	Juan Richardson	2014	Gabriel Lino
2002	Elizardo Ramirez	2015	Grenny Cumana
2003	Edgar Cruz	2016	Angelo Mora
2004	Kelvin Pichardo	2017	Sixto Sánchez
2005	Carlos Carrasco	2018	Simón Muzziotti
2006	Fidel Hernandez	2019	Rafael Marchán
2007	Jesus Sanchez	2020	Award not given
2008	Freddy Galvis	2021	Johan Rojas
2009	Arlon Quiroz	2022	Oswald Medina
2010	Sebastian Valle	2023	Carlos De La Cruz
2011	Francisco Diaz	2024	Felix Reyes

AWARDS

JOHN VUKOVICH AWARD



Started in 2007, the John Vukovich Award is presented annually to an instructor in the Phillies organization who embodies the characteristics of the award's namesake: loyalty, dedication, competitiveness, knowledge, honesty and a terrific work ethic.

"Vuk" took great pride in wearing a baseball uniform and playing the game the right way. His dedication to the game and the Phillies was endless.

He spent 30 of his 41 years in baseball as a member of the Phillies organization. With 17 years on the coaching staff, he is the longest tenured coach in team history and one of the most respected persons to ever wear a Phillies uniform.

2007	Ramon Henderson, major league bullpen coach
2008	Bill Dancy, minor league field coordinator
2009	Roly deArmas, minor league manager
2010	Mike Compton, minor league field coordinator
2011	Greg Legg, minor league coach
2012	Carlos Arroyo, rehab pitching coach
2013	Manny Amador, minor league manager
2014	Sal Rende, minor league hitting coach
2015	Steve Schrenk, minor league pitching coach
2016	Larry Bowa, major league bench coach
2017	Doug Mansolino, minor league field coordinator
2018	Rafael DeLima, minor league hitting coach
2019	Ernie Whitt, minor league catching coordinator
2020	Award not given
2021	Orlando Muñoz, minor league manager
2022	Marty Malloy, minor league manager
2023	Lester Straker, minor league pitching coach
2024	Chris Heintz, minor league hitting coach

DALLAS GREEN AWARD



To honor the accomplishments of Dallas Green, a longtime fixture in the Phillies organization, the club established the Dallas Green Scout of the Year Award in 2011. This annual award is presented to the amateur or professional scout who best exemplifies the Phillies' standard for scouting while demonstrating the

same loyalty, work ethic, dedication and passion as the award's namesake. It also recognizes the scout's ability to judge not only a player's talent, but also his character and heart.

Over his distinguished career, which encompassed 62 years in baseball, including 46 with the Phillies, Green served in almost every capacity in the game, including player, scout, manager, general manager, senior advisor and club executive.

2011	Dick Lawlor
2012	Bill Harper
2013	Eddie Bockman
2014	Gordon Lakey
2015	Sal Agostinelli
2016	Roy Tanner
2017	Joey Davis
2018	Jesús Méndez
2019	Mike Stauffer
2020	Award not given
2021	Darrell Conner
2022	Zach Friedman
2023	Dean Albany
2024	Brian Kohlscheen

RICHIE ASHBURN & DAVID MONTGOMERY SPECIAL ACHIEVEMENT AWARD



Richie Ashburn

Established in 1998 in honor of the memory of Richie Ashburn, who spent nearly 50 years with the Phillies, the award is given annually to a member of the Phillies organization who has demonstrated the same loyalty, dedication and passion for the game as the award's namesake. In 2018, the award was renamed the Richie Ashburn & David Montgomery Special Achievement Award. Montgomery, who passed away in May 2019, embodied the spirit of the award over his accomplished 49-year Phillies career.



David Montgomery

1998	Pete Cera, assistant major league clubhouse manager	2012	Rob Holiday, assistant director, scouting
1999	Paul Owens, senior advisor to the general manager	2013	Bettyanne Robb, administrator
2000	Ray Krise, former ticket manager	2014	Chris Wheeler, club ambassador
2001	Eddie Ferez, former traveling secretary	2015	James Rodriguez, ballpark operations
2002	Maje McDonnell, community relations representative	2016	Michael Stiles, executive vice president, chief operating officer
2003	Larry Shenk, vice president, public relations	2017	Chris Pohl, director, ticket technology and development
2004	Christine Long, director, entertainment	2018	Lee McDaniel, director, minor league operations
2005	Mike DiMuzio, director, ballpark operations	2019	Dickie Noles, employee assistance professional
2006	Kathy Killian, director, group sales	2020	Tom Burgoyne, Phillie Phanatic
2007	Kurt Funk, director, events	2021	Christine Negley, director, publications
2008	Richard Deats, vice president, Phillies Enterprises	2022	Adele MacDonald, manager, executive office
2009	"Video" Dan Stephenson, manager, video production	2023	Joanne Hudson, manager, group suites & hospitality services
2010	Dan Goroff, director, ticket department	2024	David Buck, executive vice president
2011	Jerry Clothier, senior vice president, business and finance		

WALL OF FAME



The tradition of honoring alumni of both the Phillies and the Philadelphia Athletics began in 1978 at Veterans Stadium in a 200 Level display originally called the Philadelphia Baseball Hall of Fame. Former Phillies continue to be honored at Citizens Bank Park in the Wall of Fame display located in the Left Field Plaza behind the scoreboard building. Toyota is the sponsor of the Wall of Fame.

Phillies executives, players, managers and coaches with four or more years of service are eligible.

With rare exception, all candidates must be retired for three years before they can be eligible for the ballot. Consideration is given to longevity, ability, character and contributions to the Phillies and baseball, plus special achievements.

ENSHRINED PHILLIES

Robin Roberts (1978)
Richie Ashburn (1979)
Chuck Klein (1980)
Grover Alexander (1981)
Del Ennis (1982)
Jim Bunning (1984)
Ed Delahanty (1985)
Cy Williams (1986)
Granny Hamner (1987)
Paul Owens (1988)
Steve Carlton (1989)
Mike Schmidt (1990)
Larry Bowa (1991)
Chris Short (1992)
Curt Simmons (1993)
Dick Allen (1994)
Willie Jones (1995)
Sam Thompson (1996)
Johnny Callison (1997)
Greg Luzinski (1998)
Tug McGraw (1999)
Gavvy Cravath (2000)
Garry Maddox (2001)
Tony Taylor (2002)

Sherry Magee (2003)
Billy Hamilton (2004)
Bob Boone (2005)
Dallas Green (2006)
John Vukovich (2007)
Juan Samuel (2008)
Harry Kalas (2009)
Darren Daulton (2010)
John Kruk (2011)
Mike Lieberthal (2012)
Curt Schilling (2013)
Charlie Manuel (2014)
Pat Burrell (2015)
Jim Thome (2016)
Pat Gillick (2018)
Roy Halladay (2018)
Bobby Abreu (2019)
Manny Trillo (2020)
Bake McBride (2022)
Ron Reed (2022)
Ruly Carpenter (2023)
John Quinn (2023)
Scott Rolen (2023)
David Montgomery (2024)



AWARDS

REMEMBERING THE A'S

From 1978 through the final year of the Vet, 2003, members of the A's were also selected yearly. The A's were a member of the American League in Philadelphia from 1901 through the 1954 season when the franchise was moved to Kansas City.

A total of 25 former A's were part of the Philadelphia Baseball Hall of Fame, starting with Connie Mack, their longtime manager/owner who was inducted posthumously in 1978.

A large statue of Connie Mack once stood at Connie Mack Stadium on the south side of Lehigh Avenue. During the 1971 inaugural season at Veterans Stadium, the Phillies relocated the statue to the corner of Broad Street and Pattison Avenue. The Phillies moved it again during the final construction stages of Citizens Bank Park in March of 2004.

Mack's statue is located on the west side of Citizens Bank Way. Names of the 25 A's players who were honored at the Vet's Hall of Fame display have been added to Mack's statue so that fans will forever remember the A's.

Connie Mack (1978)
Jimmie Foxx (1979)
Lefty Grove (1980)
Al Simmons (1981)
Mickey Cochrane (1982)
Jimmy Dykes (1984)

Eddie Plank (1985)
Rube Waddell (1986)
Eddie Collins (1987)
Wally Moses (1988)
Bob Johnson (1989)
Elmer Valo (1990)

Chief Bender (1991)
Jack Coombs (1992)
Frank Baker (1993)
Bobby Shantz (1994)
Eddie Joost (1995)
Ed Rommel (1996)

Ferris Fain (1997)
Bing Miller (1998)
Sam Chapman (1999)
George Earnshaw (2000)
Gus Zernial (2001)
Rube Walberg (2002)
Rube Oldring (2003)

NATIONAL BASEBALL HALL OF FAMERS

Players	Years with Phillies	In HOF	Players	Years with Phillies	In HOF
Grover Alexander	1911-17	1938	Joe Morgan	1983	1990
Dick Allen	1963-69; 1975-76	2025	Kid Nichols	1905-06	1949
Sparky Anderson	1959	2000	Tony Perez	1983	2000
Richie Ashburn	1948-59	1995	Eppa Rixey	1912-17; 1919-20	1963
Dave Bancroft	1915-20	1971	Robin Roberts	1948-61	1976
Chief Bender	1916-17	1953	Scott Rolen	1996-2002	2023
Dan Brouthers	1896	1945	Ryne Sandberg**	1981; 2013-15	2005
Jim Bunning	1964-67; 1970-71	1996	Mike Schmidt	1972-89	1995
Steve Carlton	1972-86	1994	Casey Stengel	1920-21	1966
Roger Connor	1892	1976	Jim Thome	2003-05; 2012	2018
Ed Delahanty	1888-89; 1891-1901	1945	Sam Thompson	1889-98	1974
Hugh Duffy*	1904-06	1945	Billy Wagner	2004-05	2025
Johnny Evers	1917	1946	Lloyd Waner	1942	1967
Elmer Flick	1898-1901	1963	Hack Wilson	1934	1979
Jimmie Foxx	1945	1951			
Roy Halladay	2010-13	2019	Managers	Years with Phillies	In HOF
Billy Hamilton	1890-95	1961	Bucky Harris	1943	1975
Ferguson Jenkins	1965-66	1991	Harry Wright	1884-93	1953
Hughie Jennings	1901-02	1945			
Jim Kaat	1976-79	2022	Executives	Years with Phillies	In HOF
Tim Keefe	1891-93	1964	Pat Gillick	2005-current	2011
Chuck Klein	1928-33; 1936-44	1980	Herb Pennock	1943-48	1948
Nap Lajoie	1896-1900	1937			
Pedro Martinez	2009	2015			
Tommy McCarthy	1886-87	1946			

* Player-Manager
** Player and Manager

FORD C. FRICK AWARD

The Ford C. Frick Award is presented annually to a broadcaster for "major contributions to baseball." The award, named after the late broadcaster and National League President, has been presented annually since 1978. Each award recipient is presented with a certificate during the Hall of Fame Induction Ceremony and is recognized in the "Scribes & Mikemen" exhibit in the Library of the National Baseball Hall of Fame. Longtime Phillies broadcaster **By Saam** received the award in 1990 and was joined in 2002 by his former broadcast partner, **Harry Kalas**. Other former Phillies broadcasters to be honored include **Chuck Thompson** (1993), **Herb Carneal** (1996) and **Tim McCarver** (2012).

BBWAA CAREER EXCELLENCE AWARD

The Philadelphia media are also represented in the Baseball Hall of Fame in Cooperstown, N.Y. The BBWAA Career Excellence Award has been voted upon annually by the Baseball Writers' Association of America since 1962 and honors a baseball writer (or writers) "for meritorious contributions to baseball writing." **Charles Dryden**, who wrote for *The North American* at the turn of the century, was honored in 1965 and legendary sportswriter **Red Smith**, who early in his career worked for *The Philadelphia Record*, won in 1976. Other winners include former *Philadelphia Inquirer* writers **James Isaminger** (1974), **Allen Lewis** (1981), **Claire Smith** (2017) and **Jayson Stark** (2019); **Ray Kelly** of the *Philadelphia Bulletin* (1988); **Bus Saitt** from *The Trentonian* and *Trenton Times* (1992); **Bill Conlin** from the *Philadelphia Daily News* (2011); **Paul Hagen** (2013), who wrote for the *Daily News* for 25 years before joining MLB.com; and **Gerry Fraley** (2024), who wrote for the *Clearwater Sun* and *Philadelphia Bulletin*.

BBWAA AWARDS

In 2004, the Philadelphia Chapter of the Baseball Writers' Association of America introduced four awards that were presented to Phillies players at the end of every season. A fifth award was added in 2014, the Charlie Manuel Award for Service and Passion to Baseball, given to former broadcaster and club ambassador Chris Wheeler. The awards were discontinued in 2015.

Tug McGraw True Pro Award	Dallas Green Special Achievement Award	Steve Carlton Most Valuable Pitcher Award	Mike Schmidt Most Valuable Player Award
2004 Amaury Telemaco	2004 John Vukovich	2004 Ryan Madson	2004 Bobby Abreu
2005 Billy Wagner	2005 Maje McDonnell	2005 Billy Wagner	2005 Pat Burrell and Chase Utley
2006 Mike Lieberthal	2006 Chris Coste	2006 Tom Gordon	2006 Ryan Howard
2007 Aaron Rowand	2007 Larry Shenk	2007 Cole Hamels	2007 Jimmy Rollins
2008 Greg Dobbs	2008 Jamie Moyer	2008 Cole Hamels	2008 Brad Lidge
2009 Brad Lidge	2009 Jamie Moyer	2009 J.A. Happ	2009 Ryan Howard
2010 Shane Victorino	2010 Roy Halladay	2010 Roy Halladay	2010 Ryan Howard
2011 Raúl Ibáñez	2011 Charlie Manuel	2011 Cliff Lee	2011 Shane Victorino
2012 Juan Pierre	2012 Jimmy Rollins	2012 Cole Hamels	2012 Carlos Ruiz
2013 Kevin Frandsen	2013 Charlie Manuel	2013 Cliff Lee	2013 Domic Brown
2014 Ryan Howard	2014 Jimmy Rollins	2014 Cole Hamels	2014 Marlon Byrd

HITTING



PHILLIES CAREER BATTING TOP 10

GAMES

Schmidt.....	2,404
Rollins (SW)	2,090
Ashburn (LH)	1,794
Bowa (SW)	1,739
Taylor	1,669
Ennis.....	1,630
Howard (LH).....	1,572
Utley (LH)	1,551
Delahanty.....	1,544
Magee	1,521

AT-BATS

Rollins (SW)	8,628
Schmidt.....	8,352
Ashburn (LH)	7,122
Bowa (SW)	6,815
Delahanty.....	6,352
Ennis.....	6,327
Taylor.....	5,799
Hamner	5,771
Utley (LH)	5,748
Howard (LH).....	5,707

RUNS

Schmidt.....	1,506
Delahanty.....	1,365
Rollins (SW)	1,325
Ashburn (LH)	1,114
Klein (LH).....	963
Utley (LH)	949
S. Thompson (LH).....	928
R. Thomas (LH)	923
Magee	898
Abreu (LH)	891

HITS

Rollins (SW)	2,306
Schmidt.....	2,234
Ashburn (LH)	2,217
Delahanty.....	2,211
Ennis.....	1,812
Bowa (SW)	1,798
Klein (LH).....	1,705
Magee	1,647
Utley (LH)	1,623
C. Williams (LH).....	1,553

RBI

(since 1920*)

Schmidt.....	1,595
Howard (LH).....	1,194
Ennis.....	1,124
Klein (LH).....	983
Utley (LH)	916
Rollins (SW)	887
Burrell.....	827
Abreu (LH)	814
Luzinski	811
W. Jones	753

DOUBLES

Rollins (SW)	479
Delahanty.....	441
Schmidt.....	408
Abreu (LH)	348
Utley (LH)	346
Magee	337
Klein (LH).....	336
Ennis.....	310
Ashburn (LH)	287
Howard (LH).....	277

TRIPLES

Delahanty.....	155
Magee	127
Rollins (SW)	111
S. Thompson (LH).....	103
Ashburn (LH)	97
Callison (LH).....	84
Bowa (SW)	81
Cravath	72
Samuel.....	71
Ennis.....	65

HOME RUNS

Schmidt.....	548
Howard (LH).....	382
Ennis.....	259
Burrell.....	251
Klein (LH).....	243
Utley (LH)	233
Luzinski	223
C. Williams (LH)	217
Rollins (SW)	216
D. Allen	204

TOTAL BASES

Schmidt.....	4,404
Rollins (SW)	3,655
Delahanty.....	3,206
Ennis.....	3,029
Howard (LH).....	2,940
Klein (LH).....	2,898
Utley (LH)	2,766
Ashburn (LH)	2,764
C. Williams (LH)	2,539
Abreu (LH)	2,491

EXTRA-BASE HITS

Schmidt.....	1,015
Rollins (SW)	806
Delahanty.....	683
Howard (LH).....	680
Klein (LH).....	643
Ennis.....	634
Utley (LH)	628
Abreu (LH)	585
Magee	539
Callison (LH).....	534

WALKS

Schmidt.....	1,507
Ashburn (LH)	948
Abreu (LH)	947
Thomas (LH).....	946
Burrell.....	785
Rollins (SW)	753
Howard (LH).....	709
W. Jones	694
Delahanty.....	643
Utley (LH)	625

INTENTIONAL WALKS

(since 1955*)

Schmidt.....	201
Howard (LH).....	154
Abreu (LH)	94
D. Allen	81
Boone.....	77
V. Hayes (LH)	74
Luzinski	74
Dalrymple (LH)	73
Ruiz.....	62

HARPER (LH) 61

STRIKEOUTS

Schmidt.....	1,883
Howard (LH).....	1,843
Burrell.....	1,273
Rollins (SW)	1,145
Luzinski	1,098
Abreu (LH)	1,078
D. Allen	1,023
Utley (LH)	958
Callison (LH).....	854
Samuel.....	825

SACRIFICE FLIES

(since 1954^)

Schmidt.....	108
Utley (LH)	67
Howard (LH).....	55
Abreu (LH)	54
Luzinski	53
Maddox	51
Rollins (SW)	51
Boone.....	43
V. Hayes (LH)	43
Lieberthal	43

STOLEN BASES

(since 1898^)

Hamilton.....	508
Rollins	453
Delahanty.....	438
Magee	385
Bowa.....	288
Fogarty	259
Abreu	254
Samuel.....	249
R. Thomas	228
V. Hayes	202

HIT BY PITCH

Utley.....	173
Lieberthal	88
Delahanty.....	80
Schmidt.....	79
Magee	78
Titus	78
Ruiz.....	73
R. Thomas	66
Luzinski	61
Taylor	60

BATTING AVG

(since 1900; min. 3,000 PA)

Klein (LH).....	326
Ashburn (LH)	311
Kruk (LH)	309
Whitney.....	307
C. Williams (LH).....	306
Abreu (LH)	303
Hurst (LH)	303
Magee	299
Wrightstone (LH)	298
Gonzalez (LH)	295

ON-BASE PCT

(since 1900; min. 3,000 PA)

R. Thomas (LH)	416
Abreu (LH)	416
Kruk (LH)	400
Ashburn (LH)	394
HARPER (LH)391
Dykstra (LH).....	388
Klein (LH).....	382
Hurst (LH)	382
Cravath	382
Schmidt.....	380
C. Williams (LH).....	380

SLUGGING PCT

(since 1900; min. 3,000 PA)

Klein (LH).....	553
HARPER (LH)533
D. Allen	530
Schmidt.....	527
Howard (LH).....	515
Abreu (LH)	513
Rolen	504
C. Williams (LH).....	500
Cravath	490
Luzinski	489

OPS

(since 1900; min. 3,000 PA)

Klein (LH).....	935
Abreu (LH)	928
HARPER (LH)924
Schmidt.....	908
D. Allen	902
C. Williams (LH).....	880
Rolen	877
Cravath	871
Hurst (LH)	869
Kruk (LH)	861

* First year as an official stat

^ Year modern rule came into use

PHILLIES SEASON BATTING TOP 10

GAMES

Rose, 1979	163
D. Allen, 1964	162
Callison, 1964	162
Bowa, 1974	162
Cash, 1974	162
Schmidt, 1974	162
Cash, 1975	162
Rose, 1980	162
Matthews, 1982	162
Rose, 1982	162
Abreu, 2001	162
Abreu, 2005	162
Rollins, 2007	162
Howard, 2008	162
Galvis, 2017	162
CASTELLANOS, 2024	162

AT-BATS

Rollins, 2007	716
Samuel, 1984	701
Cash, 1975	699
Rollins, 2006	689
Cash, 1974	687
Glanville, 1998	678
Rollins, 2005	677
Rollins, 2009	672
Bowa, 1974	669
Cash, 1976	666

RUNS

Hamilton, 1894	196
Hamilton, 1895	166
Klein, 1930	158
O'Doul, 1929	152
Klein, 1932	152
Delahanty, 1894	149
Delahanty, 1895	148
Delahanty, 1893	145
Dykstra, 1993	143
Hamilton, 1891	142

HITS

O'Doul, 1929	254
Klein, 1930	250
Delahanty, 1899	234
Klein, 1932	226
Hamilton, 1894	223
Klein, 1933	223
Ashburn, 1951	221
S. Thompson, 1893	220
Klein, 1929	219
Delahanty, 1893	218

RBI

(since 1920*)

Klein, 1930	170
Howard, 2006	149
Howard, 2008	146
Klein, 1929	145
Hurst, 1932	143
Howard, 2009	141
Klein, 1932	137
Howard, 2007	136
Thome, 2003	131
Luzinski, 1977	130

DOUBLES

Klein, 1930	59
Delahanty, 1899	56
Klein, 1932	50
Abreu, 2002	50
Delahanty, 1895	49
Bartell, 1932	48
Abreu, 2001	48
Utley, 2007	48
Abreu, 2004	47
E. Allen, 1935	46
V. Hayes, 1986	46
Werth, 2010	46

TRIPLES

S. Thompson, 1894	27
Lajoie, 1897	25
Delahanty, 1892	21
S. Thompson, 1895	21
Rollins, 2007	20
Wood, 1887	19
Samuel, 1984	19
Delahanty, 1893	18
Fogarty, 1889	17
Delahanty, 1896	17
Flick, 1901	17
Magee, 1905	17
Magee, 1910	17

HOME RUNS

Howard, 2006	58
Schmidt, 1980	48
Howard, 2008	48
Thome, 2003	47
Howard, 2007	47
SCHWARBER, 2023	47
SCHWARBER, 2022	46
Schmidt, 1979	45
Howard, 2009	45
Klein, 1929	43

TOTAL BASES

Klein, 1930	445
Klein, 1932	420
Klein, 1929	405
O'Doul, 1929	397
Howard, 2006	383
Rollins, 2007	380
Klein, 1933	365
D. Allen, 1964	352
Howard, 2009	352
S. Thompson, 1895	350

EXTRA-BASE HITS

Klein, 1930	107
Klein, 1932	103
Klein, 1929	94
Rollins, 2007	88
Howard, 2009	86
S. Thompson, 1895	84
Howard, 2006	84
Abreu, 2001	83
Schmidt, 1980	81
D. Allen, 1964	80
Samuel, 1987	80
Rolen, 1998	80
Thome, 2003	80

WALKS

Dykstra, 1993	129
Schmidt, 1983	128
Abreu, 2004	127
Hamilton, 1894	126
SCHWARBER, 2023	126
Ashburn, 1954	125
V. Hayes, 1987	121
Schmidt, 1979	120
Daulton, 1993	117
Abreu, 2005	117

INTENTIONAL WALKS

(since 1955*)

Howard, 2006	37
Howard, 2007	35
Thome, 2004	26
Schmidt, 1986	25
Sizemore, 1977	21
Franco, 2019	19
D. Allen, 1967	18
Schmidt, 1981	18
DeJesus, 1983	18
Five tied with	17

STRIKEOUTS

SCHWARBER, 2023	215
SCHWARBER, 2022	200
Howard, 2007	199
Howard, 2008	199
SCHWARBER, 2024	197
Howard, 2014	190
Howard, 2009	186
Byrd, 2014	185
CASTELLANOS, 2023	185
Thome, 2003	182

SACRIFICE FLIES

(since 1954*)

Montanez, 1971	13
Schmidt, 1980	13
Rolen, 2001	12
Ennis, 1954	11
Demeter, 1962	11
Luzinski, 1976	11
V. Hayes, 1990	10
Brogna, 1998	10
BOHM, 2022	10
18 tied with	9

STOLEN BASES

(since 1898*)

Samuel, 1984	72
Delahanty, 1898	58
Magee, 1906	53
Samuel, 1985	53
Magee, 1910	49
Revere, 2014	49
Magee, 1905	48
V. Hayes, 1984	48
Rollins, 2008	47
Magee, 1907	46
M. Thompson, 1987	46
Rollins, 2001	46

HIT BY PITCH

Utley, 2008	27
Utley, 2007	25
Utley, 2009	24
Hollins, 1992	19
Rowand, 2007	19
Rowand, 2006	18
Utley, 2010	18
R. Thomas, 1899	17
Flick, 1900	16
Titus, 1909	16
Bradley, 1988	16
Ruiz, 2012	16

BATTING AVG

(since 1900; min. 400 PA)

O'Doul, 1929	.398
Klein, 1930	.386
O'Doul, 1930	.383
Flick, 1900	.378
Walker, 1947	.371
Klein, 1933	.368
Delahanty, 1901	.357
Klein, 1929	.356
Ashburn, 1958	.350
G. Harper, 1925	.349
Davis, 1933	.349

ON-BASE PCT

(since 1900; min. 400 PA)

O'Doul, 1929	.466
R. Thomas, 1903	.453
O'Doul, 1930	.453
Flick, 1900	.451
R. Thomas, 1900	.451
Ashburn, 1955	.449
Camilli, 1937	.446
Abreu, 1999	.446
Magee, 1910	.445
Walker, 1947	.443

SLUGGING PCT

(since 1900; min. 400 PA)

Klein, 1930	.687
Howard, 2006	.659
Klein, 1929	.657
Klein, 1932	.646
Schmidt, 1981	.644
D. Allen, 1966	.632
Schmidt, 1980	.624
O'Doul, 1929	.622
HARPER, 2021	.615
O'Doul, 1930	.604

OPS

(since 1900; min. 400 PA)

Klein, 1930	1.123
O'Doul, 1929	1.087
Howard, 2006	1.084
Schmidt, 1981	1.080
Klein, 1929	1.065
O'Doul, 1930	1.057
Klein, 1932	1.050
HARPER, 2021	1.044
Camilli, 1937	1.034
D. Allen, 1966	1.027

* First year as an official stat

^ Year modern rule came into use

DOUBLE FIGURES

QUADRUPLE-DOUBLE

(10 OR MORE 2B, 3B, HR, SB IN A SEASON)

Player	Year	2B	3B	HR	SB
George Wood	1887	22	19	14	19
Roger Connor	1892	37	11	12	22
Ed Delahanty	1893	35	18	19	37
Sam Thompson	1893	37	13	11	18
Sam Thompson	1894	29	27	13	29
Ed Delahanty	1895	49	10	11	46
Sam Thompson	1895	45	21	18	27
Ed Delahanty	1896	44	17	13	37
Elmer Flick	1900	33	16	11	35
Gavvy Cravath	1913	34	14	19	10
Sherry Magee	1914	39	11	15	25
Cy Williams	1920	36	10	15	18
Curt Walker	1922	36	11	12	11
Chuck Klein	1932	50	15	38	20
Johnny Callison	1962	26	10	23	10
Dick Allen	1965	31	14	20	15
Dick Allen	1966	25	10	40	10
Dick Allen	1967	31	10	23	20
Garry Maddox	1977	27	10	14	22
Mike Schmidt	1977	27	11	38	15
Bake McBride	1979	16	12	12	25
Juan Samuel	1984	36	19	15	72
Juan Samuel	1985	31	13	19	53
Juan Samuel	1986	36	12	16	42
Juan Samuel	1987	37	15	28	35
Bobby Abreu	1999	35	11	20	27
Bobby Abreu	2000	42	10	25	28
Jimmy Rollins	2001	29	12	14	46
Jimmy Rollins	2002	33	10	11	31
Jimmy Rollins	2004	43	12	14	30
Jimmy Rollins	2005	38	11	12	41
Jimmy Rollins	2007	38	20	30	41
Shane Victorino	2009	39	13	10	25
Shane Victorino	2010	26	10	18	34
Shane Victorino	2011	27	16	17	19

EIGHT HITS, DOUBLEHEADER

Player	Date	AB	2B	3B	HR
Sam Thompson	8/11/1894	10	1	2	0
Ed Delahanty	7/13/1897	8	1	0	0
Buck Jordan	6/26/1938	10	3	0	0
Johnny Wrostek	8/15/1946	10	3	0	0
Eddie Waitkus	8/27/1950	11	2	0	0
Richie Ashburn	5/20/1951	10	0	0	0

TRIPLE-DOUBLE

(15 OR MORE 2B, 3B, HR IN A SEASON)

Player	Year	2B	3B	HR
Ed Delahanty	1893	35	18	19
Sam Thompson (LH)	1895	45	21	18
Chuck Klein (LH)	1932	50	15	38
Johnny Callison (LH)	1965	25	16	32
Juan Samuel	1984	36	19	15
Juan Samuel	1987	37	15	28
Jimmy Rollins (SW)	2007	38	20	30
Shane Victorino (SW)	2011	27	16	17

20-20 CLUB

Player	Year	HR	SB
Sam Thompson (LH)	1889	20	24
Chuck Klein (LH)	1932	38	20
Dick Allen	1967	23	20
Mike Schmidt	1974	36	23
Mike Schmidt	1975	38	29
Juan Samuel	1987	28	35
Von Hayes (LH)	1989	26	28
Bobby Abreu (LH)	1999	20	27
Bobby Abreu (LH)	2000	25	28
Bobby Abreu (LH)	2001	31	36
Bobby Abreu (LH)	2002	20	31
Bobby Abreu (LH)	2003	20	22
Bobby Abreu (LH)	2004	30	40
Bobby Abreu (LH)	2005	24	31
Jimmy Rollins (SW)	2006	25	36
Jimmy Rollins (SW)	2007	30	41
Jayson Werth	2008	24	20
Jimmy Rollins (SW)	2009	21	31
Chase Utley (LH)	2009	31	23
Jayson Werth	2009	36	20
Jimmy Rollins (SW)	2012	23	30
J.T. Realmuto	2022	22	21
Trea Turner	2023	26	30

30-30 CLUB

Player	Year	HR	SB
Bobby Abreu (LH)	2001	31	36
Bobby Abreu (LH)	2004	30	40
Jimmy Rollins (SW)	2007	30	41

PHILLIES HITTING FOR THE CYCLE

Lave Cross	4/24/1894 at BKN
Sam Thompson	8/17/1894 vs LOU
Cy Williams	8/5/1927 at PIT
Chuck Klein	7/1/1931 vs CHI
Chuck Klein	5/26/1933 at STL
Johnny Callison	6/27/1963 at PIT
Gregg Jefferies	8/25/1995 vs LAD
David Bell	6/28/2004 vs MTL
J.T. Realmuto	6/12/2023 at ARI
Weston Wilson	8/15/2024 vs WSH

PHILLIES BATTING CHAMPIONS

1891	Billy Hamilton (LH)	.338
1899	Ed Delahanty	.408
1910	Sherry Magee	.331
1929	Lefty O'Doul (LH)	.398
1933	Chuck Klein (LH)	.368
1947	Harry Walker (LH)	.363
1955	Richie Ashburn (LH)	.338
1958	Richie Ashburn (LH)	.350

HOME RUNS

MOST HR IN ONE MONTH

Month	Team High	Individual High
April	39 in 2008	Mike Schmidt, 11 in 1976
May	42 in 2008	Cy Williams, 15 in 1923
June	44 in 2004	Jim Thome, 15 in 2004
July	42 in 2008	Chuck Klein, 14 in 1929
August	59 in 2023	Ryan Howard, 14 in 2006
September	46 in 2019, 2023	Ryan Howard, 11 in 2007, 2008
October	9 in 2022	Mike Schmidt, 4 in 1980; Kyle Schwarber, 4 in 2022

MOST HR IN ONE MONTH, TEAM

59	August 2023	38	May 2004
46	September 2019	38	June 2007
46	September 2023	38	June 2009
44	June 2004	38	July 2021
43	August 2009	37	August 1969
43	June 2022	37	June 1975
42	June 1977	37	August 2002
42	May 2008	37	September 2004
42	July 2008	37	June 2006
41	July 1977	37	July 2007
41	August 2007	37	April 2024
41	September 2007	36	August 1993
41	August 2020	36	May 1999
40	August 2006	35	May 1929
40	September 2006	35	June 1929
40	May 2009	35	July 1930
40	June 2019	35	June 1973
39	August 2004	35	July 2009
39	May 2006	35	September 2009
39	April 2008	35	September 2010
39	August 2021	35	June 2018
38	July 1950	35	September 2020
38	August 1950	35	May 2022
38	August 1977	35	July 2024
38	August 1985	35	September 2024

CONSECUTIVE HOME RUN GAMES, TEAM (Since 1910)

CONSECUTIVE GAMES HITTING A HR

Games	Year(s)
18	2008
17	2023
16	2002, 2006, 2018
14	1922, 2006, 2008, 2013, 2016
13	1964, 2018, 2023
12	1973, 1997, 2004 (2x), 2005, 2006, 2007, 2022
11	1987, 1990, 2000, 2019, 2020, 2021, 2023 (2x)
10	1929, 1930, 1936, 1953, 1955, 1961, 1980, 1991, 2000, 2006, 2008, 2009 (2x), 2017, 2021

CONSECUTIVE GAMES WITH NO HOMERS

Games	Year
33	1910
30	1918
24	1945
23	1910
21	1917
19	1934

HITTING 10 OR MORE HOMERS – MONTH

HR	Player	Month	Year
15	Cy Williams	May	1923
15	Jim Thome	June	2004
14	Chuck Klein	July	1929
14	Mike Schmidt	June	1977
14	Ryan Howard	August	2006
13	Deron Johnson	July	1971
13	Mike Schmidt	July	1979
13	Ryan Howard	May	2006
12	Chuck Klein	June	1932
12	Dick Allen	June	1966
12	Mike Schmidt	August	1975
12	Mike Schmidt	May	1980
12	Mike Schmidt	July	1982
12	Domonic Brown	May	2013
12	Kyle Schwarber	June	2022
11	Chuck Klein	May	1929
11	Del Ennis	July	1953
11	Greg Luzinski	June	1975
11	Mike Schmidt	April	1976
11	Mike Schmidt	May	1979
11	Scott Rolen	July	1999
11	Bobby Abreu	May	2005
11	Ryan Howard	September	2007
11	Ryan Howard	September	2008
11	Ryan Howard	August	2009
11	Rhys Hoskins	August	2017
11	Bryce Harper	August	2019
10	Cy Williams	July	1927
10	Chuck Klein	July	1930
10	Chuck Klein	May	1932
10	Willie Jones	July	1950
10	Bill Robinson	August	1973
10	Mike Schmidt	June	1974
10	Greg Luzinski	July	1977
10	Jim Thome	August	2003
10	Jim Thome	September	2003
10	Ryan Howard	September	2005
10	Chase Utley	September	2006
10	Ryan Howard	June	2007
10	Ryan Howard	July	2007
10	Pat Burrell	August	2007
10	Chase Utley	April	2008
10	Ryan Howard	May	2008
10	Ryan Howard	July	2008
10	Ryan Howard	May	2009
10	Raúl Ibañez	May	2009
10	Bryce Harper	August	2021
10	Kyle Schwarber	July	2022
10	Bryce Harper	August	2023
10	Kyle Schwarber	August	2023
10	Kyle Schwarber	September	2023
10	Trea Turner	July	2024
10	Kyle Schwarber	September	2024

HOME RUNS

LEADOFF HOMERS

MOST, CAREER

46	Jimmy Rollins
33	Kyle Schwarber
14	Juan Samuel
12	Lenny Dykstra
11	César Hernández
8	Doug Glanville
6	John Briggs
6	Bake McBride
6	Andrew McCutchen
6	George Paskert
6	Tony Taylor
5	Odúbel Herrera
4	Tony Gonzalez
4	Billy Hamilton
4	Heine Sand
3	8 players
2	16 players
1	35 players

MOST, SEASON

15	Kyle Schwarber, 2024
11	Kyle Schwarber, 2023
9	Jimmy Rollins, 2007
7	Kyle Schwarber, 2022
6	Jimmy Rollins, 2012
5	Jimmy Rollins, 2009
4	Juan Samuel, 1989
4	Lenny Dykstra, 1993
4	Jimmy Rollins, 2004
4	Jimmy Rollins, 2005
4	Jimmy Rollins, 2006
4	César Hernández, 2018

CLUB RECORD

15	2024 – Schwarber
12	2023 – Schwarber-11 Stott-1
10	2021 – Herrera-3 McCutchen-3 Segura-3 Galvis-1
9	2007 – Rollins
8	2019 – Hernández-3, Kingery-2, McCutchen-2, Dickerson-1
	2022 – Schwarber-7 Herrera-1
6	1978 – McBride-3, Martin-2, Schmidt-1
	1989 – Samuel-4, Ready-2
	2001 – Glanville-3, Rollins-3
	2004 – Rollins-4, Byrd-2
	2012 – Rollins

BACK-TO-BACK HOMERS

Most, Season – Club: 11 in 2009

Most, Season – Individual: 6 in 1980, Mike Schmidt and Greg Luzinski

Most, Career: 9 – Schmidt/Luzinski and Chuck Klein/Don Hurst

Most, Game – Same Players: 2 by Don Money and Greg Luzinski, 10/3/1972 at CHI

Most, Game – Consecutive: 3 (nine times)

9/30/1977 vs MTL, 2nd inning (Greg Luzinski, Richie Hebner, Garry Maddox)
 8/17/1985 at CHI, 7th inning (Juan Samuel, Glenn Wilson, Mike Schmidt)
 7/26/1987 vs ATL, 8th inning (Milt Thompson, Von Hayes, Mike Schmidt)
 4/28/1999 vs CIN, 1st inning (Scott Rolen, Rico Brogna, Ron Gant)
 5/4/2004 vs STL, 5th inning (Bobby Abreu, Jim Thome, Pat Burrell)
 5/18/2004 vs LAD, 4th inning (Bobby Abreu, Pat Burrell, Jim Thome)
 6/13/2008 at STL, 1st inning (Chase Utley, Ryan Howard, Pat Burrell)
 4/23/2017 vs ATL, 8th inning (César Hernández, Aaron Altherr, Odúbel Herrera)
 9/17/2020 vs NYM, 1st inning (Bryce Harper, Alec Bohm, Didi Gregorius)

BACK-TO-BACK LEADOFF HOME RUNS

The National League record for consecutive home runs at the start of a game is three, originally set by San Diego in 1987. The American League has had back-to-back homers to lead off a game 22 times. The Phillies have hit back-to-back homers to start their half of the first inning, six times:

7/29/1984 vs MTL – Juan Samuel and Von Hayes
 7/7/1986 vs ATL – Gary Redus and Juan Samuel
 4/16/1996 at MTL – Lenny Dykstra and Mickey Morandini
 9/9/2004 at ATL – Jimmy Rollins and Placido Polanco
 5/18/2014 vs CIN – Jimmy Rollins and Wil Nieves
 4/17/2024 vs COL – Kyle Schwarber and Trea Turner

EXTRA-INNING HOMERS

MOST, CAREER

9	Mike Schmidt
9	Ryan Howard
6	Dick Allen
5	Gavvy Cravath
5	Del Ennis
5	Cy Williams
5	Pat Burrell
5	Chase Utley
4	Tony Gonzalez
4	Stan Lopata
4	Jimmy Rollins
3	8 players
2	27 players
1	83 players

MOST, SEASON

2	Gavvy Cravath, 1914	2	Pat Burrell, 2002
2	Jim Tabor, 1946	2	Tomas Perez, 2002
2	Wes Covington, 1961	2	Ryan Howard, 2005
2	Johnny Callison, 1963	2	Ryan Howard, 2007
2	Dick Allen, 1964	2	Carlos Ruiz, 2010
2	Dick Allen, 1966	2	Hunter Pence, 2012
2	Willie Montanez, 1971	2	John Mayberry Jr., 2013
2	Manny Trillo, 1981	2	Brad Miller, 2021
2	John Russell, 1986		
2	Mike Schmidt, 1986		
2	Dave Hollins, 1993		
2	Charlie Hayes, 1995		
2	Todd Zeile, 1996		

Club Season Record: 6 – 1986 (Schmidt-2, Russell-2, Stone, Samuel)
 2003 (Burrell, Byrd, Michaels, Pratt, Rollins, Thome)
 2010 (Ruiz-2, Gload, Howard, Polanco, Schneider)

HOME RUNS

HOMERING IN 5
STRAIGHT GAMES

Dick Allen, 1969 (May 27-June 1)
Mike Schmidt, 1979 (July 6-10)
Bobby Abreu, 2005 (May 8-12)
Chase Utley, 2008 (April 17-21)
Chase Utley, 2008 (May 28-June 2)
*Rhys Hoskins, 2017 (Aug. 23-27)
Odúbel Herrera, 2018 (June 17-22)
Trea Turner, 2023 (Aug. 28-Sept. 2)

* Rookie

HOMERING IN 4
STRAIGHT GAMES

Cy Williams, 1926
Chuck Klein, 1929
Don Hurst, 1929
Johnny Rizzo, 1940
Andy Seminick, 1948
Del Ennis, 1950 (twice)
Stan Lopata, 1957
Dick Allen, 1967
Ken Brett, 1973
Mike Schmidt, 1975, 1976,
1977, 1979 (twice), 1980
(3 times), 1982, 1984
Greg Luzinski, 1977
*Len Matuszek, 1984
Juan Samuel, 1985
Pete Incaviglia, 1993, 1994
Jim Thome, 2003
Bobby Abreu, 2005
Ryan Howard, 2006, 2007, 2012
Raúl Ibañez, 2009
Jayson Werth, 2009
Chase Utley, 2010
Maikel Franco, 2016
Rhys Hoskins, 2022
Kyle Schwarber, 2023

* Rookie

MOST CAREER HR, BY POSITION

P	Rick Wise and Larry Christenson	11
C	Mike Lieberthal	149
1B	Ryan Howard	370
2B	Chase Utley	226
3B	Mike Schmidt	509
SS	Jimmy Rollins	214
OF	Del Ennis	257
OF	Chuck Klein	241
OF	Pat Burrell	235
DH	Kyle Schwarber	56

MOST CAREER, BY PARK

Recreation Park	Charlie Bastian, 5
Baker Bowl	Chuck Klein, 156
Shibe Park/Connie Mack Stadium	Del Ennis, 133
Veterans Stadium	Mike Schmidt, 265
Citizens Bank Park	Ryan Howard, 198

MOST ONE SEASON, BY PARK

Recreation Park	13 in 1886
Baker Bowl	95 in 1922
Shibe Park/Connie Mack Stadium	77 in 1955
Veterans Stadium	101 in 1977
Citizens Bank Park	123 in 2019

PITCHERS, CAREER
(222 Home Runs)

11	Larry Christenson, Rick Wise
9	Steve Carlton, Schoolboy Rowe
7	Al Orth
6	Bill Duggleby
5	Robin Roberts
4	Grover Alexander, Ken Brett, Jim Bunning, Don Cardwell, Hal Carlson, Phil Collins, Charlie Ferguson, Tommy Greene, Randy Lerch, Lee Meadows, Robert Person, Jimmy Ring, Jack Taylor, Randy Wolf
3	Johnny Couch, Wayland Dean, Kevin Gross, Art Mahaffey, Claude Passeau
2	Dennis Bennett, Ed Daily, Curt Davis, Jack Fifiel, Woodie Fryman, Jack Knight, Cliff Lee, Ben Lively, Erskine Mayer, Bob Miller, Clarence Mitchell, David Palmer, Bucky Walters, Doc White
1	66 players

HOME RUNS – GAME

TWO OR MORE, ONE GAME (CAREER)

44	Mike Schmidt	8	Don Hurst
29	Ryan Howard	7	Rico Brogna, Don Demeter, Andy Seminick
23	Chuck Klein		
21	Chase Utley	6	Gavvy Cravath, Pete Incaviglia, Stan Lopata, Fred Luderus, Brad Miller, Don Money, Sam Thompson, Trea Turner, Jayson Werth
20	Dick Allen		
18	Pat Burrell		
17	Greg Luzinski, Kyle Schwarber		
14	Cy Williams		
12	Willie Jones, Rhys Hoskins	5	Raúl Ibañez, Cliff W. Lee, Johnny Moore
11	Dolph Camilli, Bryce Harper, Von Hayes, Mike Lieberthal, Scott Rolen	4	14 players
		3	17 players
10	Bobby Abreu, Johnny Callison	2	35 players
9	Darren Daulton, Del Ennis, Jimmy Rollins, Jim Thome	1	104 players

TWO, ONE GAME – PITCHER

6/24/1926 (gm 1)	Jack Knight
7/22/1930	Phil Collins
6/23/1971	Rick Wise
8/28/1971	Rick Wise
9/5/1976	Larry Christenson
9/30/1978	Randy Lerch
6/2/2002	Robert Person
8/11/2004	Randy Wolf

THREE IN A GAME – PHILLIES

John Manning, of, consecutive	10/9/1884 at CHI
Walt Henline, c	9/15/1922 at STL
Cy Williams, of (LH)	5/11/1923 at STL
John Moore, of (LH), consecutive	7/22/1936 vs PIT
Andy Seminick, c	6/2/1949 vs CIN
Del Wilber, c, consecutive	8/27/1951 vs CIN
Del Ennis, of	7/23/1955 vs STL
Don Demeter, of	9/12/1961 at LAD
Johnny Callison, of (LH), consecutive	9/27/1964 vs MIL
Johnny Callison, of (LH)	6/6/1965 at CHI (gm 2)
Dick Allen, of, consecutive	9/29/1968 at NYM
Deron Johnson, 1b, consecutive	7/11/1971 vs MTL
Mike Schmidt, 3b, consecutive	7/7/1979 vs SF
Mike Schmidt, 3b, consecutive	6/14/1987 at MTL
Von Hayes, of (LH)	8/29/1989 at SF
Benito Santiago, c, consecutive	9/15/1996 at CHI
Bobby Estalella, c	9/4/1997 at MTL
Mike Lieberthal, c	8/10/2002 at LAD
Ryan Howard, 1b (LH), consecutive	9/3/2006 vs ATL (gm 1)
Jayson Werth, cf, consecutive	5/16/2008 vs TOR
Brad Miller, 1b, consecutive	7/8/2021 at CHI
Bryce Harper, 1b	4/2/2024 vs CIN
Kyle Schwarber, dh	8/7/2024 at LAD
Kyle Schwarber, dh	9/3/2024 at TOR

FOUR IN A GAME – PHILLIES

Ed Delahanty	7/13/1896 at CHI
Chuck Klein (LH)	7/10/1936 at PIT*
Mike Schmidt, consecutive	4/17/1976 at CHI*

* 10-inning game

THREE IN A DOUBLEHEADER

Cy Williams	5/20/1927 vs CIN
Chuck Klein	7/15/1929 vs CHI
Don Hurst	7/23/1932 vs BKN
Chuck Klein	5/10/1933 vs CIN
Chuck Klein	8/19/1933 vs CIN
Johnny Rizzo	8/14/1940 at BKN
Del Ennis	8/28/1948 at PIT
Andy Seminick	6/12/1949 vs STL
Stan Lopata	5/13/1956 at PIT
Harry Anderson	6/8/1958 at STL
Johnny Callison	6/6/1965 at CHI
Ryan Howard	9/3/2006 vs ATL
Raúl Ibañez	5/16/2009 at WSH

THREE IN A GAME – OPPONENT

Tom McCreery	7/12/1897 vs LOU
Hack Wilson	7/26/1930 vs CHI
George Watkins	6/24/1931 vs STL
Floyd Herman	7/20/1933 at CHI
Hal Lee	7/6/1934 vs BOS
Al Kampouris	5/9/1937 vs CIN
Clyde McCullough	7/26/1942 vs CHI
Duke Snider	5/30/1950 at BKN
Hank Sauer	6/11/1952 at CHI
Gus Bell	7/21/1955 vs CIN
Willie Mays	6/29/1961 vs SF*
Bob Tillman	7/30/1969 vs ATL
Rico Carty	5/31/1970 at ATL
Rick Monday	5/16/1972 vs CHI
Johnny Bench	5/9/1973 vs CIN
Reggie Smith	5/22/1976 vs STL
Dave Kingman	5/17/1979 at CHI
Eric Davis	5/3/1987 vs CIN
Andre Dawson	8/1/1987 at CHI
Jeff Treadway	5/26/1990 vs ATL
Sammy Sosa	6/5/1996 at CHI
Mark McGwire	5/19/1998 vs STL
Brant Brown	6/18/1998 at CHI
Mark McGwire	5/18/2000 vs STL
Erubiel Durazo	5/17/2002 at ARI
Andruw Jones	9/25/2002 vs ATL
Mike Lowell	4/21/2004 vs FLA^
Aramis Ramirez	7/30/2004 at CHI
J.T. Snow	8/13/2004 vs SF
Jose Reyes	8/15/2006 vs NYM
Carlos Lee	4/13/2007 vs HOU
Jason Giambi	5/19/2011 vs COL
Ryan Braun	4/8/2014 vs MIL
Joey Votto	6/9/2015 at CIN
Charlie Blackmon	8/12/2016 vs COL
Yoenis Céspedes	4/11/2017 vs NYM
Lawrence Butler	7/14/2024 vs OAK
Yordan Alvarez	8/28/2024 vs HOU

* 10-inning game; ^ 12-inning game

HOME RUNS – GAME

MOST HOMERS IN A GAME – PHILLIES

HR	Date/Opponent	Players
7	9/8/1998 vs NYM 7/26/2018 at CIN	Brogna (2), Sefcik (2), Estalella (2), Anderson Franco (2), Hoskins (2), Williams (2), Santana
6	6/1/2021 at CIN 5/11/1923 vs CHI 8/28/1948 at PIT 6/2/1949 vs CIN 4/27/1965 at SF 10/3/1972 at CHI 4/17/1976 at CHI 8/12/1977 at CHI 8/17/1985 at CHI 5/30/1993 at COL 8/11/2004 vs COL 7/9/2017 vs SD 9/6/2021 at MIL	Herrera (2), McCutchen (2), Hoskins, Joyce, Torreyes Williams (3), Moka (2), Parkinson Ennis (2), Hamner, Lakeman, Seminick, Miller Seminick (3), Ennis, Jones, Rowe Allen (2), Covington, Gonzalez, Dalrymple, Callison Money (2), Luzinski (2), Harmon, B. Robinson Schmidt (4), Boone, Maddox McCarver (2), Carlton, Luzinski, Johnstone, Hutton Daulton (2), Schu, Samuel, Wilson, Schmidt Daulton (2), Greene, Duncan, Hollins, Batista Thome (2), Wolf (2), Rollins, Utley Galvis (2), Altherr, Williams, Herrera, Rupp Miller (2), Segura, Harper, McCutchen, Galvis

MOST HOMERS IN A GAME – OPPONENT

HR	Date/Opponent	Players
9	9/4/1999 vs CIN	Taubensee (2), Boone, Young, Hammonds, Vaughn, Reese, Johnson, Lewis
8	6/16/2015 at BAL 8/24/2015 vs NYM 6/10/2019 vs ARI 7/14/2024 vs OAK	Machado (2), Parmelee (2), Davis, Flaherty, Lough, Paredes Flores (2), Cespedes, Cuddyer, d'Arnaud, Lagares, Murphy, Wright Escobar (2), Vargas (2), Avila, Dyson, Marte, Peralta Butler (3), Rooker (2), Brown (2), Gelof
7	4/19/2005 vs NYM 4/30/2013 at CLE 4/11/2017 vs NYM 6/29/2018 vs WSH	Diaz (2), Reyes (2), Mientkiewicz, Piazza, Wright Raburn (2), Brantley, Santana, Reynolds, Chisenhall, Stubbs Céspedes (3), Duda (2), Cabrera, d'Arnaud Soto (2), Goodwin, Harper, Rendon, Reynolds, Turner

FIRST MAJOR LEAGUE HIT A HOME RUN

Player	Date/Opponent	Player	Date/Opponent
Bill Duggleby * + #	4/21/1898 vs NYG	Ricky Jordan ^	7/17/1988 vs HOU
Tom Sullivan +	5/15/1922 at STL	Ron Jones	8/26/1988 vs LAD
Emmett Mueller #	4/19/1938 vs BKN	Bobby Estalella	9/27/1996 at NYM
Charlie Frye +	8/21/1940 at CHI	Marlon Anderson # (PH)	9/8/1998 vs NYM
Jim Carlin	8/2/1941 at STL	Chase Utley *	4/24/2003 vs COL
Bob Finley	7/5/1943 vs STL	John Mayberry Jr.	5/23/2009 at NYY
Andy Seminick	9/15/1943 vs NYG	Darin Ruf	9/25/2012 vs WSH
Ed Sanicki #	9/14/1949 at PIT	Darnell Sweeney (PH)	8/22/2015 at MIA
Jim Command *	7/11/1954 at BKN	Brock Stassi	4/10/2017 vs NYM
Bob Bowman	9/21/1956 at NYG	Mitch Walding	9/14/2018 vs MIA
Dick Farrell +	6/2/1957 vs BKN	Darick Hall	6/30/2022 vs ATL
Larry Christenson +	5/16/1975 vs ATL	Weston Wilson #	8/9/2023 vs WSH
Jeff Bittiger +	9/22/1986 at PIT		

* Grand slam + Pitcher # 1st plate appearance ^ 1st at-bat (PH) Pinch-hit

TWO HR, ONE INNING, PLAYER

6/2/1949	Andy Seminick vs CIN, 8th inning
6/11/1985	Von Hayes vs NYM, 1st inning*
8/19/2023	Trea Turner at WSH, 8th inning

*First player in history to hit two homers in the first inning

MOST HR, ONE INNING, CLUB

5	6/2/1949 vs CIN, 8th inning (Del Ennis, Andy Seminick (2), Willie Jones and Schoolboy Rowe)
---	---

HOME RUNS – SEASON

30 OR MORE, ONE SEASON

58	Ryan Howard (LH)	2006
48	Mike Schmidt	1980
48	Ryan Howard (LH)	2008
47	Jim Thome (LH)	2003
47	Ryan Howard (LH)	2007
47	Kyle Schwarber (LH)	2023
46	Kyle Schwarber (LH)	2022
45	Mike Schmidt	1979
45	Ryan Howard (LH)	2009
43	Chuck Klein (LH)	1929
42	Jim Thome (LH)	2004
41	Cy Williams (LH)	1923
40	Chuck Klein (LH)	1930
40	Dick Allen	1966
40	Mike Schmidt	1983
39	Greg Luzinski	1977
38	Chuck Klein (LH)	1932
38	Mike Schmidt	1975
38	Mike Schmidt	1976
38	Mike Schmidt	1977
38	Kyle Schwarber (LH)	2024
37	Mike Schmidt	1986
37	Pat Burrell	2002
36	Mike Schmidt	1974
36	Mike Schmidt	1984
36	Jayson Werth	2009
35	Greg Luzinski	1978
35	Mike Schmidt	1982
35	Mike Schmidt	1987
35	Bryce Harper (LH)	2019
35	Bryce Harper (LH)	2021
34	Deron Johnson	1971
34	Greg Luzinski	1975
34	Raúl Ibañez (LH)	2009
34	Rhys Hoskins	2018
33	Dick Allen	1968
33	Mike Schmidt	1985
33	Pat Burrell	2008
33	Chase Utley (LH)	2008
33	Ryan Howard (LH)	2011
32	Lefty O'Doul (LH)	1929
32	Stan Lopata	1956
32	Johnny Callison (LH)	1965
32	Dick Allen	1969
32	Pat Burrell	2005
32	Chase Utley (LH)	2006
31	Don Hurst (LH)	1929
31	Chuck Klein	1931
31	Del Ennis	1950
31	Johnny Callison (LH)	1964
31	Mike Schmidt	1981
31	Scott Rolen	1998
31	Mike Lieberthal	1999
31	Bobby Abreu (LH)	2001
31	Chase Utley (LH)	2009
31	Ryan Howard (LH)	2010
30	Cy Williams (LH)	1927
30	Del Ennis	1948
30	Willie Montanez (LH)	1971
30	Benito Santiago	1996
30	Bobby Abreu (LH)	2004
30	Pat Burrell	2007
30	Jimmy Rollins (SW)	2007
30	Rhys Hoskins	2022
30	Bryce Harper (LH)	2024

TRIOS, ONE SEASON

Ryan Howard	58
Chase Utley	32
Pat Burrell	29
Total in 2006	119
Ryan Howard	45
Jayson Werth	36
Raúl Ibañez	34
Total in 2009	115
Ryan Howard	48
Pat Burrell	33
Chase Utley	33
Total in 2008	114
Ryan Howard	47
Pat Burrell	30
Jimmy Rollins	30
Total in 2007	107
Chuck Klein	43
Lefty O'Doul	32
Don Hurst	31
Total in 1929	106
Kyle Schwarber	47
Nick Castellanos	29
Trea Turner	26
Total in 2023	102
Kyle Schwarber	46
Rhys Hoskins	30
J.T. Realmuto	22
Total in 2022	98
Jim Thome	42
Bobby Abreu	30
Pat Burrell	24
Total in 2004	96
Greg Luzinski	39
Mike Schmidt	38
Richie Hebner	18
Total in 1977	95

DUOS, ONE SEASON

Ryan Howard	58
Chase Utley	32
Total in 2006	90
Ryan Howard	48
Chase Utley	33
Total in 2008	81
Ryan Howard	48
Pat Burrell	33
Total in 2008	81
Ryan Howard	45
Jayson Werth	36
Total in 2009	81
Greg Luzinski	39
Mike Schmidt	38
Total in 1977	77
Ryan Howard	47
Pat Burrell	30
Total in 2007	77
Ryan Howard	47
Jimmy Rollins	30
Total in 2007	77
Kyle Schwarber	46
Rhys Hoskins	30
Total in 2022	76
Kyle Schwarber	47
Nick Castellanos	29
Total in 2023	76
Chuck Klein	43
Lefty O'Doul	32
Total in 1929	75
Mike Schmidt	38
Greg Luzinski	34
Total in 1975	72
Jim Thome	42
Bobby Abreu	30
Total in 2004	72

LH – Left-handed batter; SW – Switch-hitter

HOME RUNS – SEASON

MOST PLAYERS WITH DOUBLE-DIGIT HOME RUNS

- 10 2019—Harper, Hoskins, Realmuto, Kingery, Franco, Hernández, Bruce, Miller, Segura, McCutchen
- 9 2004—Thome, Abreu, Burrell, Bell, Lieberthal, Polanco, Rollins, Utley, Michaels
- 2023—Schwarber, Castellanos, Turner, Harper, Bohm, Realmuto, Stott, Marsh, Sosa
- 8 2017—Franco, Joseph, Altherr, Hoskins, Herrera, Rupp, Galvis, Williams
- 2021—Harper, Hoskins, McCutchen, Miller, Realmuto, Segura, Gregorius, Herrera
- 2022—Schwarber, Hoskins, Realmuto, Harper, Bohm, Castellanos, Segura, Stott
- 2024—Schwarber, Harper, Castellanos, Turner, Marsh, Bohm, Realmuto, Stott
- 7 1977—Luzinski, Schmidt, Hebner, Johnstone, Maddox, Boone, McBride
- 1987—Schmidt, Samuel, Hayes, Parrish, James, Aguayo, Wilson
- 1993—Daulton, Incaviglia, Dykstra, Hollins, Kruk, Chamberlain, Duncan
- 2001—Abreu, Burrell, Rolen, Lee, Glanville, Rollins, Anderson
- 2002—Burrell, Abreu, Rolen, Lieberthal, Lee, Giambi, Rollins
- 2005—Burrell, Utley, Abreu, Howard, Lieberthal, Rollins, Bell
- 2007—Howard, Burrell, Rollins, Rowand, Utley, Victorino, Dobbs
- 2008—Howard, Burrell, Utley, Werth, Feliz, Victorino, Rollins
- 2009—Howard, Werth, Ibañez, Utley, Rollins, Feliz, Victorino
- 2011—Howard, Ibañez, Victorino, Rollins, Mayberry, Pence, Utley
- 2012—Rollins, Pence, Ruiz, Howard, Mayberry, Utley, Wigginton
- 2018—Hoskins, Santana, Franco, Herrera, Williams, Hernández, Alfaro

EACH PARK, ONE SEASON

- 1929 Chuck Klein
- 1941 Danny Litwhiler
- 1944 Ron Northey
- 1948 Del Ennis
- 1950 Andy Seminick
- 1950 Dick Sisler
- 1952 Del Ennis
- 1959 Wally Post
- 1979 Mike Schmidt

MOST MULTIPLE HOME RUN GAMES

- 8 Kyle Schwarber, 2022
- 7 Dick Allen, 1968
- Ryan Howard, 2006
- Chase Utley, 2006
- 6 Cy Williams, 1923
- Chuck Klein, 1931
- Mike Schmidt, 1974
- Jim Thome, 2003
- Kyle Schwarber, 2024
- 5 Greg Luzinski, 1977
- Mike Schmidt, 1980
- Mike Schmidt, 1983
- Von Hayes, 1989
- Chase Utley, 2005
- Ryan Howard, 2007
- Ryan Howard, 2008
- Ryan Howard, 2009

MOST HOME RUNS AT HOME

- 29 Chuck Klein, 1932
- Ryan Howard, 2006
- 28 Jim Thome, 2003
- 26 Cy Williams, 1923
- Chuck Klein, 1930
- Ryan Howard, 2008
- 25 Chuck Klein, 1929
- Mike Schmidt, 1980
- 24 Dolph Camilli, 1936
- 23 Ryan Howard, 2007
- Kyle Schwarber, 2023
- 22 Chuck Klein, 1931
- Deron Johnson, 1971
- Mike Schmidt, 1975
- Greg Luzinski, 1977

MOST HOME RUNS ON THE ROAD

- 29 Mike Schmidt, 1979
- Ryan Howard, 2006
- 27 Ryan Howard, 2009
- 25 Kyle Schwarber, 2022
- 24 Ryan Howard, 2007
- Kyle Schwarber, 2023
- 23 Dick Allen, 1966
- Mike Schmidt, 1980
- Jim Thome, 2004
- 22 Del Ennis, 1948
- Benito Santiago, 1996
- Ryan Howard, 2008
- 21 Mike Schmidt, 1976
- Mike Schmidt, 1977
- Mike Schmidt, 1983
- Mike Lieberthal, 1999
- Pat Burrell, 2008
- Raúl Ibañez, 2009

HOME RUNS – SEASON

CONSECUTIVE 20-HOME RUN SEASONS

Seasons	Player	Years
14	Mike Schmidt	1974-87
8	Pat Burrell	2001-08
7	Bobby Abreu	1999-2005
7	Ryan Howard	2005-11
6	Dick Allen	1964-69
5	Chuck Klein	1929-33
5	Del Ennis	1952-56
5	Scott Rolen	1997-01
5	Chase Utley	2005-09
4	Johnny Callison	1962-65
4	Greg Luzinski	1975-78

MOST PLAYERS WITH 20 HOMERS

6	2023	Kyle Schwarber, Nick Castellanos, Trea Turner, Bryce Harper, Alec Bohm, J.T. Realmuto
5	2007	Ryan Howard, Pat Burrell, Jimmy Rollins, Aaron Rowand, Chase Utley
	2009	Ryan Howard, Jayson Werth, Raúl Ibáñez, Chase Utley, Jimmy Rollins
4	1962	Don Demeter, Johnny Callison, Roy Sievers, Tony Gonzalez
	1999	Mike Lieberthal, Scott Rolen, Rico Brogna, Bobby Abreu
	2001	Bobby Abreu, Pat Burrell, Scott Rolen, Travis Lee
	2005	Pat Burrell, Chase Utley, Bobby Abreu, Ryan Howard
	2006	Ryan Howard, Chase Utley, Pat Burrell, Jimmy Rollins
	2008	Ryan Howard, Pat Burrell, Chase Utley, Jayson Werth
	2016	Maikel Franco, Ryan Howard, Tommy Joseph, Freddy Galvis
	2018	Rhys Hoskins, Carlos Santana, Maikel Franco, Odúbel Herrera
	2021	Bryce Harper, Rhys Hoskins, Andrew McCutchen, Brad Miller
	2024	Kyle Schwarber, Bryce Harper, Nick Castellanos, Trea Turner
3	1929	Chuck Klein, Lefty O'Doul, Don Hurst
	1950	Del Ennis, Willie Jones, Andy Seminick
	1965	Johnny Callison, Dick Stuart, Dick Allen
	1987	Mike Schmidt, Juan Samuel, Von Hayes
	1997	Scott Rolen, Rico Brogna, Mike Lieberthal
	2000	Scott Rolen, Bobby Abreu, Ron Gant
	2003	Jim Thome, Pat Burrell, Bobby Abreu
	2004	Jim Thome, Bobby Abreu, Pat Burrell
	2019	Bryce Harper, Rhys Hoskins, J.T. Realmuto
	2022	Kyle Schwarber, Rhys Hoskins, J.T. Realmuto

30 HOMERS AND 100 RBI, SAME SEASON

Year	Player	HR/RBI
1923	Cy Williams (LH)	41/114
1929	Chuck Klein (LH)	43/145
1929	Don Hurst (LH)	31/125
1929	Lefty O'Doul (LH)	32/122
1930	Chuck Klein (LH)	40/170
1931	Chuck Klein (LH)	31/121
1932	Chuck Klein (LH)	38/137
1950	Del Ennis	31/126
1964	Johnny Callison (LH)	31/104
1965	Johnny Callison (LH)	32/101
1966	Dick Allen	40/110
1974	Mike Schmidt	36/116
1975	Greg Luzinski	34/120
1976	Mike Schmidt	38/107
1977	Greg Luzinski	39/130
1977	Mike Schmidt	38/101
1978	Greg Luzinski	35/101
1979	Mike Schmidt	45/114
1980	Mike Schmidt	48/121
1983	Mike Schmidt	40/109
1984	Mike Schmidt	36/106
1986	Mike Schmidt	37/119
1987	Mike Schmidt	35/113
1998	Scott Rolen	31/110
2001	Bobby Abreu (LH)	31/110
2002	Pat Burrell	37/116
2003	Jim Thome (LH)	47/131
2004	Jim Thome (LH)	42/105
2004	Bobby Abreu (LH)	30/105
2005	Pat Burrell	32/117
2006	Ryan Howard (LH)	58/149
2006	Chase Utley (LH)	32/102
2007	Ryan Howard (LH)	47/136
2008	Ryan Howard (LH)	48/146
2008	Chase Utley (LH)	33/104
2009	Ryan Howard (LH)	45/141
2010	Ryan Howard (LH)	31/108
2011	Ryan Howard (LH)	33/116
2019	Bryce Harper (LH)	35/114
2023	Kyle Schwarber (LH)	47/104
2024	Kyle Schwarber (LH)	38/104

Schmidt is the leader with nine 30/100 seasons; Howard had six; Klein four; Luzinski, three; Callison, Abreu, Thome, Burrell, Utley and Schwarber, two; seven others had one each.

GRAND SLAMS

MOST – ONE SEASON

- 4 Vince DiMaggio, 1945
- 3 Chuck Klein, 1929 and 1932; Gene Freese, 1959; Bobby Abreu, 2005; Ryan Howard, 2009
- 2 George Harper, 1924; Cy Williams, 1925 and 1926; Russ Wrightstone, 1927; Dolph Camilli, 1937; Andy Seminick, Willie Jones and Del Ennis, 1950; Willie Jones, 1951; Don Demeter, 1962; Dick Stuart, 1965; Dick Allen, 1968; Mike Schmidt, 1973 and 1983; Greg Luzinski, 1976 and 1977; Dave Johnson, 1978; Darren Daulton, 1992 and 1993; Mariano Duncan, 1993; Benito Santiago, 1996; Pat Burrell, 2000; Ryan Howard, 2005, 2007, 2012 and 2016; Maikel Franco, 2017; Bryce Harper, 2019 and 2024; J.T. Realmuto, 2019; Didi Gregorius, 2020; Andrew McCutchen, 2021; Kyle Schwarber, 2023

MOST – CAREER

- 15 Ryan Howard
- 7 Mike Schmidt
- 6 Bobby Abreu, Willie Jones, Chuck Klein, Cy Williams
- 5 Dick Allen, Pat Burrell, Darren Daulton, Del Ennis, Bryce Harper, Greg Luzinski, Andy Seminick, Chase Utley
- 4 Vince DiMaggio, Maikel Franco, Mike Lieberthal, Jimmy Rollins, Russ Wrightstone
- 3 Aaron Altherr, Lave Cross, Don Demeter, Pedro Feliz, Gene Freese, Didi Gregorius, Granny Hamner, George Harper, Fred Luderus, Garry Maddox, Kyle Schwarber, Sam Thompson, Jayson Werth
- 2 34 players
- 1 124 players

MOST – ONE GAME, CLUB

- 2 4/28/1921 vs BOS: Ralph Miller and Lee Meadows
- 8/18/1997 vs SF: Billy McMillon and Mike Lieberthal
- 9/9/2003 at ATL: Tomas Perez and Jason Michaels
- 4/27/2009 vs WSH: Ryan Howard and Raúl Ibáñez
- 4/7/2018 vs MIA: Maikel Franco and Aaron Altherr

MOST – ONE SEASON, CLUB

- 11 2009: Ryan Howard (3), Jayson Werth and Pedro Feliz (2), Raúl Ibáñez, Jimmy Rollins, Matt Stairs and Shane Victorino (1)
- 8 1993: Darren Daulton and Mariano Duncan (2), Kim Batiste, Jim Eisenreich, Pete Incaviglia and Mickey Morandini (1)
- 2005: Bobby Abreu (3), Ryan Howard (2), David Bell, Ramon Martinez and Chase Utley (1)
- 7 1976: Greg Luzinski (2), Dick Allen, Bob Boone, Ollie Brown, Garry Maddox and Bobby Tolan (1)

EXTRA INNINGS

Cy Williams	9/4/1924 vs NYG	10th
Cy Williams	7/18/1925 vs CHI	10th
Wally Post	9/9/1958 vs LAD	10th
Rick Joseph	9/16/1967 vs LAD	11th
Deron Johnson	6/20/1971 at NYM	11th
Mike Schmidt	7/11/1983 at CIN	11th
John Kruk	9/17/1989 vs STL	12th
Dale Murphy	8/6/1991 vs CHI	11th
Ryan Howard	9/21/2005 at ATL	10th
John Mayberry Jr.	6/4/2013 vs MIA	11th
Brad Miller	7/29/2021 vs WSH (gm 2)	8th

PINCH-HITTERS

Cy Williams	4/15/1926 vs BOS	(Larry Benton)
Schoolboy Rowe	5/2/1943 vs BOS	(Alva Javery)
Jimmie Foxx	5/18/1945 vs STL	(Ken Burkhardt)
Vince DiMaggio	6/2/1945 vs PIT	(Al Gerheuser)
Gene Freese	4/18/1959 vs CIN	(Mike Cuellar)
Roy Sievers	5/26/1963 vs CIN	(Bill Henry)
Rick Joseph	9/16/1967 vs LAD	(Ron Perranoski)*
Jim Hutto	7/19/1970 vs LAD	(Jim Brewer)
Davey Johnson	4/30/1978 vs SD	(Bob Shirley)
Davey Johnson	6/3/1978 vs LAD	(Terry Forster)
Bake McBride	7/8/1978 vs MTL	(Rudy May)
Ozzie Virgil	9/2/1983 vs SF	(Gary Lavelle)
Jim Eisenreich	8/23/1995 vs SD	(Dustin Hermanson)
Kevin Jordan	4/20/2001 vs ATL	(Marc Valdes)
Chase Utley	6/1/2005 vs SF	(LaTroy Hawkins)
Jose Hernandez	9/18/2006 vs CHI	(Sean Marshall)
Ryan Howard	5/9/2007 at ARI	(Brandon Medders)
Greg Dobbs	9/16/2007 at NYM	(Jorge Sosa)
Matt Stairs	9/10/2009 at WSH	(Zack Segovia)
Carlos Ruiz	4/9/2011 at ATL	(Scott Linebrink)
Hector Luna	5/16/2012 at CHI	(Michael Bowden)
Ty Kelly	8/19/2017 at SF	(Cory Gearrin)
Andrew McCutchen	6/23/2021 vs WSH	(Kyle McGowin)

*11th inning

PITCHERS

Bill Duggleby	4/21/1898 vs NYG	(Cy Seymour)
Lee Meadows	4/28/1921 vs BOS	(Jack Scott)
Jimmy Ring	5/12/1925 vs PIT	(Vic Aldridge)
Phil Collins	6/23/1929 vs BOS (gm 2)	(Kent Greenfield)
Schoolboy Rowe	5/2/1943 vs BOS	(Alva Javery)
Art Mahaffey	8/2/1962 vs NYM	(Craig Anderson)
Rick Wise	8/28/1971 vs SF (gm 2)	(Don McMahon)
Jim Lonborg	6/24/1974 vs MTL	(Chuck Taylor)
Larry Christenson	9/27/1977 vs CHI	(Dennis Lamp)
Steve Carlton	5/16/1984 at LAD	(Fernando Valenzuela)
Jeff Juden	8/25/1995 vs LAD	(John Cummings)
Robert Person	6/2/2002 vs MTL	(Bruce Chen)

ULTIMATE GRAND SLAMS

Grand slam to win the game in the last inning while down by three runs.

Tony Taylor	8/2/1970 vs SF	(Mike Davidson)	0 outs
Bo Diaz	4/13/1983 vs NYM	(Neil Allen)	2 outs

INSIDE-THE-PARK HOME RUNS

INSIDE-THE-PARK, SEASON (Since 1900)

Individual

5	Red Dooin, 1904
4	Sherry Magee, 1907
	Beals Becker, 1913
3	John Titus, 1904
	Kitty Bransfield, 1905
	Sherry Magee, 1911
	Dick Allen, 1966

Team

16	1904
10	1913
9	1907
7	1905, 1909, 1911
6	1917, 1923, 1957

INSIDE-THE-PARK GRAND SLAMS

Red Dooin	10/1/1904 vs PIT (gm 2)
Kitty Bransfield	8/18/1906 at STL
Irish Meusel	8/23/1918 at CIN
George Harper	7/25/1924 vs CHI
Willie Jones	6/19/1951 at PIT
Ted Kazanski	8/8/1956 at NYG
Aaron Altherr	9/25/2015 at WSH

EXTRA-INNING INSIDE-THE-PARK HR

Del Ennis	9/21/1947 at NYG (11th)
Dick Allen	9/25/1964 vs MIL (10th)
Johnny Callison	6/11/1965 vs HOU (10th)
Dick Allen	8/1/1966 vs HOU (10th)
Bob Dernier	5/15/1989 vs SF (12th)
Bobby Abreu	8/27/2000 vs SF (10th)

INSIDE-THE-PARK, CAREER

There have been 251 inside-the-park homers by
119 players since 1900:

- Sherry Magee
- John Titus
- Red Dooin
- Richie Ashburn, Kitty Bransfield
- Dick Allen, Beals Becker, Elmer Flick, Possum Whitted
- Shad Barry, Mickey Doolan, Hans Lobert, Fred Luderus, Jimmy Rollins, Roy Thomas
- Bobby Abreu, Harry Anderson, Johnny Bates, Larry Bowa, Johnny Callison, Gavvy Cravath, George Harper, Ted Kazanski, Chuck Klein, Nap Lajoie, Freddy Leach, Irish Meusel, Dode Paskert, Mike Schmidt, Milt Stock, Chase Utley, Cy Williams (17 players)
- Dave Bancroft, Ed Delahanty, Denny Doyle, Bill Duggleby, Barney Friberg, Kid Gleason, Eddie Grant, Bryce Harper, Von Hayes, Walter Holke, Cliff W. Lee, Johnny Lush, Ron Northey, Juan Samuel, Andy Seminick, Denny Sothorn, Bill White, Pinky Whitney, Russ Wrightstone (19 players)
- Aaron Altherr, Doug Baird, Juan Bell, John Bolling, Bob Boone, Ed Bouchee, Frank Bruggy, Dave Cash, Frank Corridon, Ernie Courtney, Monte Cross, Tony Curry, Kiddo Davis, Spud Davis, Bob Dernier, Vance Dinges, Joe Dolan, Klondike Douglass, Jack Doyle, Lenny Dykstra, Del Ennis, Johnny Evers, Chico Fernandez, Art Fletcher, Ron Gant, Doug Glanville, Tony Gonzalez, Granny Hamner, Terry Harmon, Rudy Hulswitt, Willie Jones, Kevin Jordan, Oscar Judd*, Bill Killefer, Scott Kingery, Otto Knabe, Bevo LeBourveau, Hal Lee, Joe Lonnett, Bake McBride, Ed McFarland, Rube Melton*, Johnny Moman, John Monroe, Mickey Morandini, Fred Osborn, Buz Phillips*, Wally Post, Goldie Rapp, Cookie Rojas, Scott Rolen, Heinie Sand, Paul Sentelle, Curt Simmons*, Casey Stengel, Tony Taylor, Al Todd, Shane Victorino, Harry Walker, Lee Walls, Jayson Werth, Doc White, Del Wilber, Nick Williams, Glenn Wilson, Jimmy Wilson, Harry Wolverton, Chief Zimmer (68 players)

* Pitcher

WALK-OFF HOME RUNS

There have been 208 walk-off home runs hit by 131 players since 1900:

- Mike Schmidt
- Ryan Howard, Cy Williams
- Dick Allen, Johnny Callison, Gavvy Cravath, Del Ennis, Von Hayes
- Bobby Abreu, Pat Burrell, Tony Gonzalez, Stan Lopata, Johnny Moore, Scott Rolen, Jim Tabor, Chase Utley
- Luis Aguayo, Cody Asche, Bobby Bragan, Ollie Brown, Maikel Franco, Freddy Galvis, Granny Hamner, Raúl Ibañez, Willie Jones, John Kruk, Hans Lobert, Fred Luderus, Willie Montanez, Lefty O'Doul, John Peters, Jimmy Rollins, Carlos Ruiz, Andy Seminick, Dickie Thon, Manny Trillo, Jayson Werth, Possum Whitted (22 players)
- Bill Atwood, Dave Bancroft, Kim Batiste, David Bell, John Briggs, Reid Brignac, Smoky Burgess, Marlon Byrd, Asdrúbal Cabrera, Dolph Camilli, Domingo Cedenó, Bud Clancy, Wes Covington, Darren Daulton, Spud Davis, Bob Dernier, Bo Díaz, Vince DiMaggio, David Doster, Johnny Estrada, Pedro Feliz, Art Fletcher, Tom Foley, Jeff Francoeur, Kevin Frandsen, Chick Fraser, Doug Glanville, Bryce Harper, George Harper, Charlie Hayes, Richie Hebner, Don Hurst, Rick Joseph, Davey Johnson, Deron Johnson, Scott Kingery, Chuck Klein, Andrew Knapp, Al Lakeman, Freddy Leach, Ricky Ledee, Cliff W. Lee, Travis Lee, Mike Lieberthal, Tony Longmire, Greg Luzinski, Len Matuszek, Sherry Magee, Gary Matthews, John Mayberry Jr., Bake McBride, Andrew McCutchen, Irish Meusel, Brad Miller, Johnny Moman, Don Money, John Morris, Dale Murphy, Bert Niehoff, Frank Parkinson, Hunter Pence, Tomas Perez, Tony Perez, Trevor Plouffe, Plácido Polanco, Wally Post, Todd Pratt, J.T. Realmuto, Sean Rodríguez, John Russell, Juan Samuel, Brian Schneider, Howie Schultz, Kyle Schwarber, Jean Segura, Roy Sievers, Bobby Smith, Jeff Stone, Bryson Stott, Garrett Stubbs, Tony Taylor, Frank Thomas, Jim Thome, Del Unser, Shane Victorino, Ozzie Virgil, John Vukovich, Curt Walker, Bill White, Mark Whiten, Luke Williams, Jimmy Wilson, Todd Zeile (93 players)

RUNS BATTED IN

BY THE MONTH

April	Alec Bohm, 2024 (28)
May	Cy Williams, 1923 (44)
June	Chuck Klein, 1930 (36)
July	Chuck Klein, 1929 (40)
August	Ryan Howard, 2006 (41)
September	Gavvy Cravath, 1914 (37)

MOST IN ONE MONTH

44	Cy Williams (May 1923)
41	Ryan Howard (August 2006)
40	Chuck Klein (July 1929)
39	Del Ennis (July 1950)
38	Pinky Whitney (July 1932)
38	Chuck Klein (July 1930)
37	Gavvy Cravath (September 1914)
36	Chuck Klein (June 1930)
35	Ryan Howard (May 2006)
34	Don Hurst (July 1929)
34	Dick Allen (June 1966)
33	Chuck Klein (May 1929)
33	Chuck Klein (June 1932)
33	Greg Luzinski (June 1973)
33	Ryan Howard (August 2009)
32	Don Hurst (May 1932)
32	Chuck Klein (May 1930)
32	Del Ennis (May 1954)
32	Mike Schmidt (June 1974)
32	Greg Luzinski (July 1977)
32	Mike Schmidt (July 1979)
32	Ryan Howard (September 2008)

MOST CONSECUTIVE GAMES WITH AN RBI

10	Pinky Whitney, 1931
	Bobby Abreu, 2005
	Trea Turner, 2023
9	Pinky Whitney, 1928
	Don Hurst, 1932
	Ryan Howard, 2006 (twice)
	Chase Utley, 2008
8	Don Hurst, 1929
	Buzz Arlett, 1931
	Don Hurst, 1932
	Chuck Klein, 1932
	Wes Schulmerich, 1933
	Del Ennis, 1955
	Mike Schmidt, 1984
	Darren Daulton, 1992
	Todd Zeile, 1996
	Rico Brogna, 1998
	Rico Brogna, 1999
	Jim Thome, 2003

MOST, ONE GAME – PHILLIES

RBI	Player	Date
8	Kitty Bransfield	7/11/1910 at PIT
	Gavvy Cravath	8/8/1915 at CIN
	Willie Jones	8/20/1958 at STL
	Mike Schmidt	4/17/1976 at CHI (10 inn.)
	Jayson Werth	5/16/2008 vs TOR
7	Ed Delahanty	7/13/1896 at CHI
	Lee King	4/28/1922 at BKN
	Johnny Mokon	5/11/1923 vs STL
	Cy Williams	5/11/1923 vs STL
	Russ Wrightstone	6/11/1926 vs PIT
	Cy Williams	5/20/1927 vs CIN
	Dolph Camilli	4/19/1935 vs NYG
	Granny Hamner	7/17/1948 at STL
	Del Ennis	7/27/1950 vs CHI
	Del Ennis	7/23/1955 vs STL
	Don Demeter	9/12/1961 at LAD
	Dick Allen	9/29/1968 at NYM
	Greg Luzinski	6/11/1977 at ATL
	Rico Brogna	8/25/1999 vs SD
	Robert Person	6/2/2002 vs MTL
	Ryan Howard	6/20/2006 vs NYY
	Carlos Ruiz	5/2/2012 at ATL (11 inn.)
	Kyle Schwarber	8/7/2024 at LAD
	J.T. Realmuto	8/24/2024 at KC

MOST, ONE GAME – OPPONENT

RBI	Player	Date
9	Erubiel Durazo	5/17/2002 at ARI
8	Babe Herman	7/20/1933 at CHI
	Mel Ott	5/11/1936 vs NYG
	Alex Kampouris	5/9/1937 vs CIN
	Ed Bailey	7/22/1965 at CHI
	Chris Speier	9/22/1982 at MTL
7	George Kelly	7/25/1928 vs CIN
	Pie Traynor	6/6/1930 vs PIT
	Frank Demaree	7/26/1936 vs CHI
	Dom Dallessandro	8/26/1941 vs CHI
	Johnny Bench	5/9/1973 vs CIN
	Joe Morgan	8/19/1974 at CIN
	Bill Buckner	5/17/1979 at CHI
	George Hendrick	6/29/1982 vs STL
	Will Clark	7/14/1991 vs SF
	Mike Piazza	8/27/1995 vs LAD
	Gary Sheffield	9/18/1995 vs FLA
	Jeff Blauser	5/11/1996 vs ATL
	Mark McGwire	5/18/2000 vs STL
	Jeff Bagwell	8/13/2000 vs HOU
	Aramis Ramirez	9/18/2006 vs CHI
	Jason Giambi	5/19/2011 vs COL
	Billy Butler	4/7/2013 vs KC
	Adeiny Hechavarria	5/5/2013 vs MIA
	Ryan Braun	4/8/2014 vs MIL
	José Bautista	8/16/2018 vs NYM (gm 1)

NL TRIPLE CROWN WINNERS

Year	Player	Club	AVG	HR	RBI
1912	Heinie Zimmerman	Cubs	.372	14	103
1922	Rogers Hornsby	Cardinals	.401	42	152
1925	Rogers Hornsby	Cardinals	.403	39	143
1933	Chuck Klein	PHILLIES	.368	28	120
1937	Joe Medwick	Cardinals	.374	31	154

PINCH HITTING

TEAM TOTALS

TEAM LEADER, AVERAGE«

AVG	AB	H	HR	RBI	Year	Player(s)	AVG	AB	H	HR	RBI
.250	124	31	2	21	1950	Dick Whitman	.308	39	*12	0	5
.167	146	29	2	14	1951	Bill Nicholson	.306	36	11	0	9
.204	113	23	4	16	1952	Bill Nicholson	.250	32	8	3	10
.219	137	30	2	19	1953	Connie Ryan	.350	20	7	1	4
						Eddie Waitkus	.350	20	7	0	1
.225	120	27	2	20	1954	Smoky Burgess	.353	17	6	1	7
.210	138	29	2	16	1955	Glen Gorbous	.265	34	9	1	3
.217	180	39	2	39	1956	Solly Hemus	.273	33	9	0	0
.178	163	29	5	21	1957	Ron Northey	.269	26	7	1	5
*.308	208	*64	*11	*64	1958	Bob Bowman	*.419	31	13	3	9
.247	215	53	*9	53	1959	Dave Philley	.395	38	15	0	11
.195	261	51	4	30	1960	Bobby Gene Smith	.315	35	11	1	8
.219	260	57	2	30	1961	Tony Gonzalez	.375	16	6	1	3
.203	227	46	2	28	1962	Wes Covington	.300	30	9	0	6
.198	217	43	*8	*36	1963	Wes Covington	.320	25	8	2	9
.232	215	50	2	*30	1964	John Herrnstein	.333	21	7	1	5
.202	228	46	2	24	1965	Alex Johnson	.296	27	8	1	1
.212	208	44	1	19	1966	Doug Clemens	.245	49	12	0	8
.184	255	47	3	26	1967	Doug Clemens	.204	54	11	0	4
.242	186	*45	*5	23	1968	Rick Joseph	.292	24	7	2	3
.156	173	27	0	14	1969	Terry Harmon	.222	18	4	0	0
.242	207	50	*6	41	1970	Rick Joseph	.297	37	11	3	7
.196	184	36	3	17	1971	Byron Browne	.259	27	7	1	2
.213	221	*47	*5	21	1972	Tommy Hutton	*.421	19	8	0	3
.256	227	58	4	29	1973	Mike Rogodzinski	.340	47	*16	2	7
.281	210	59	*9	41	1974	Tony Taylor	.370	46	17	2	12
.247	247	61	4	42	1975	Jay Johnstone	.400	25	10	1	6
.233	215	50	1	21	1976	Ollie Brown	.346	26	9	1	8
.249	213	53	2	42	1977	Dave Johnson	.346	26	9	1	11
.193	218	42	*8	40	1978	Dave Johnson	.316	19	6	2	11
.229	218	50	5	29	1979	Del Unser	.304	46	14	4	14
.276	174	48	0	25	1980	Del Unser	.316	38	12	0	6
.227	132	30	2	17	1981	George Vukovich^	.455	11	5	1	3
.217	189	41	0	23	1982	Greg Gross	.358	53	*19	0	7
.242	227	55	4	35	1983	Pete Rose	.364	22	8	0	2
.241	290	70	10	60	1984	Len Matuszek	.417	24	10	3	10
.205	244	50	4	29	1985	Jeff Stone	.278	18	5	1	1
.267	224	60	6	32	1986	Jeff Stone	.333	21	7	1	3
.233	258	60	4	21	1987	Keith Hughes	.421	19	8	0	3

* League leader; # Tied for league lead; « Min. 16 AB through 2021 except where noted; min. 10 AB since; ^ Min. 10 AB due to strike

MOST PINCH HITS, CAREER

117	Greg Gross (LH)
54	Tony Taylor
52	Tommy Hutton (LH)
51	Greg Dobbs (LH)
47	Tim McCarver (LH)
45	Kevin Jordan
43	Ricky Jordan
37	Ruben Amaro Jr. (SW)
37	Dave Philley (SW)
36	Jason Michaels
35	John Briggs (LH)
35	Del Unser (LH)
34	Kevin Sefcik
34	Cy Williams (LH)
33	Wes Covington (LH)
33	Ross Gload (LH)

MOST PINCH HITS, SEASON

22	Greg Dobbs (LH), 2008
20	Roy (Doc) Miller, 1913 (LH)
19	Greg Gross, 1982 (LH)
18	Rene Monteagudo, 1945 (LH)
	Dave Philley, 1958 (SW)
	Ross Gload, 2011 (LH)
17	Tony Taylor, 1974
16	Mike Rogodzinski, 1973 (LH)
	Ricky Jordan, 1993
	David Dellucci, 2006 (LH)
15	Harry McCurdy, 1933 (LH)
	Schoolboy Rowe, 1943
	Dave Philley, 1959 (LH)
	Greg Gross, 1987 (LH)
	Kevin Jordan, 1998
	Ross Gload, 2010 (LH)

PINCH HITTING

TEAM TOTALS

TEAM LEADER, AVERAGE«

AVG	AB	H	HR	RBI	Year	Player(s)	AVG	AB	H	HR	RBI
.230	243	56	1	23	1988	Tommy Barrett	.381	21	8	0	2
.199	286	57	3	30	1989	Randy Ready	.263	19	5	1	3
.211	246	52	4	29	1990	Randy Ready	.267	45	12	0	5
.241	245	59	2	33	1991	Jim Lindeman	.361	36	13	0	2
.233	219	51	4	26	1992	Jim Lindeman	.400	20	8	1	5
.253	198	50	2	26	1993	Milt Thompson	.320	25	8	0	3
.272	147	40	3	27	1994	Pete Incaviglia	.350	20	7	1	3
.233	215	50	7	37	1995	Tony Longmire	.303	33	19	3	11
.216	213	46	5	26	1996	Ruben Amaro Jr.	.387	31	12	1	10
.183	246	45	3	26	1997	Kevin Sefcik	.316	19	6	0	0
.232	224	52	5	30	1998	Kevin Jordan	.278	54	15	2	10
.255	204	52	5	29	1999	Alex Arias	*.545	22	12	0	9
.199	231	46	2	19	2000	Brian R. Hunter	.225	40	9	1	4
.242	198	48	6	37	2001	Brian L. Hunter	.364	33	12	2	9
.220	209	46	5	30	2002	Doug Glanville	.350	20	7	0	2
.244	213	52	5	23	2003	Tyler Houston	.448	29	13	0	8
.240	225	54	9	35	2004	Chase Utley	.355	31	11	3	10
.233	227	53	4	37	2005	Endy Chavez	.250	44	11	0	5
.209	273	57	3	29	2006	David Dellucci	.267	60	16	1	11
.230	230	53	9	*57	2007	Jayson Werth	.353	17	6	2	5
.253	253	*64	*9	41	2008	Pedro Feliz	.438	16	7	1	5
.186	237	44	#9	36	2009	Matt Stairs	.210	62	13	*5	15
.188	240	45	8	31	2010	Ben Francisco	.282	39	11	0	7
.236	229	54	4	27	2011	Ben Francisco	.269	26	7	0	4
.206	238	49	5	23	2012	John Mayberry Jr.	.304	23	7	0	1
.222	234	52	4	29	2013	Kevin Frandsen	.250	56	14	1	10
.182	220	40	5	27	2014	John Mayberry Jr.	.391	23	9	3	11
.251	231	58	*10	39	2015	Jeff Francoeur	.367	30	11	1	11
.157	235	37	4	22	2016	Ryan Howard	.211	19	4	0	3
						Jimmy Paredes	.211	38	8	1	5
.255	208	53	4	26	2017	Cameron Perkins	.333	18	6	1	2
.208	260	54	5	32	2018	Nick Williams	.357	28	10	3	8
.203	286	58	9	26	2019	Phil Gosselin	.313	32	10	0	3
.300	40	12	0	6	2020	Adam Haseley+	.400	5	2	0	2
.188	239	45	5	25	2021	Ronald Torreyes	.412	17	7	1	6
.289	76	22	3	11	2022	Matt Vierling	.273	11	3	1	1
.228	79	18	4	12	2023	Josh Harrison	.167	12	2	0	1
.144	90	13	1	6	2024	Kody Clemens	.188	16	3	0	1

* League leader; # Tied for league lead; « Min. 16 AB through 2021 except where noted; min. 10 AB since; + Min. 5 AB due to shortened season

PINCH HOMERS, CAREER

There have been 395 pinch homers hit in Phillies history by 220 players:

- 9 Cy Williams
- 7 Greg Dobbs, Ricky Ledee, Matt Stairs
- 6 Gavy Cravath, Ryan Howard, Kevin Jordan, Rick Joseph, John Mayberry Jr., Del Unser
- 5 Gene Freese, Bill Nicholson, Chase Utley
- 4 Bob Bowman, Ollie Brown, Johnny Callison, Dave Hollins, Wally Post, Rip Repulski
- 3 Luis Aguayo, Andrés Blanco, Rob Ducey, Ross Gload, Jeff Grotewold, Von Hayes, Tommy Hutton, Dave Johnson, Deron Johnson, Tony Longmire, Stan Lopata, Jerry Martin, Len Matuszek, Jason Michaels, Brad Miller, Darin Ruf, John Russell, Tony Taylor, Shane Victorino, Nick Williams
- 2 49 players
- 1 132 players

PINCH HOMERS, CONSECUTIVE AT-BATS

- 3 Del Unser 6/30, 7/5, 7/10/1979
- 2 Cy Williams 6/2, 6/6/1928
- Lefty O'Doul 9/9, 9/13/1930
- Rip Repulski 8/22, 8/24/1958
- Gene Freese 4/18, 4/23/1959
- Jerry Martin 5/18, 5/26/1978
- Jeff Grotewold 7/7 (game 2), 7/8/1992

PINCH HITTING

YEARLY LEADERS IN PINCH HITS

Year	PH	Player	Year	PH	Player	Year	PH	Player
1883-91		No player had a PH	1928	7	Cy Williams	1975	11	Tommy Hutton
1892	1	Charlie Reilly*	1929	9	Cy Williams	1976	9	Ollie Brown
1893	2	John Sharrott*	1930	8	Harry McCurdy	1977	10	Tommy Hutton
1894	2	Mike Grady*		8	Tripp Sigman	1978	9	Jose Cardenal
1895	2	Tuck Tucker*		8	Cy Williams	1979	14	Del Unser
1896	1	Ed Delahanty	1931	7	Harry McCurdy		14	Greg Gross
	1	Bill Hulen	1932	5	Fred Brickell	1980	12	Del Unser
1897	1	Jack Boyle	1933	15	Harry McCurdy*	1981	6	Greg Gross
	1	Kid Carsey	1934	7	Harvey Hendrick	1982	19	Greg Gross*
	1	Jack Clements	1935	5	Al Todd	1983	11	Joe Lefebvre
	1	Billy Nash	1936	8	Jimmy Wilson	1984	13	Greg Gross
	1	Al Orth	1937	7	Earl Browne	1985	7	Greg Gross
1898	2	Al Orth		7	Johnny Moore		7	Derrell Thomas
1899	2	Pearce Chiles	1938	5	Cap Clark	1986	13	Greg Gross
	2	Ed Delahanty	1939	8	Emmett Mueller	1987	15	Greg Gross
	2	Nap Lajoie	1940	4	Herschel Martin	1988	13	Greg Gross
1900	1	Klondike Douglass		4	Emmett Mueller	1989	11	Curt Ford
1901	1	Jack Dunn		4	Bennie Warren	1990	12	Randy Ready
	1	Al Orth	1941	5	Chuck Klein	1991	13	Jim Lindeman
	1	Rabbit Slagle		5	John Rizzo	1992	13	Jeff Grotewold
1902	2	Fred Jacklitsch	1942	5	Earl Naylor	1993	16	Ricky Jordan
1903	3	Red Dooiin	1943	15	Schoolboy Rowe*	1994	8	Tony Longmire
	3	Frank Roth	1944	8	Coaker Triplett	1995	12	Gary Varsho
1904	4	Frank Roth*	1945	18	Rene Monteagudo*	1996	12	Ruben Amaro
1905	3	Red Dooiin	1946	8	Lou Novikoff	1997	13	Kevin Jordan
	3	Hugh Duffy	1947	9	Charlie Gilbert	1998	15	Kevin Jordan
	3	Otto Krueger	1948	7	Bama Rowell	1999	14	Kevin Sefcik
1906	1	Jerry Donovan		7	Harry Walker	2000	14	Rob Ducey
	1	Red Dooiin	1949	7	Buddy Blattner	2001	12	Brian L. Hunter
	1	John Lush	1950	12	Dick Whitman*	2002	11	Jason Michaels
	1	John Titus	1951	11	Bill Nicholson	2003	13	Tyler Houston
	1	Joe Ward	1952	8	Bill Nicholson	2004	11	Chase Utley
1907	7	Wilfred Osborn*	1953	7	Connie Ryan	2005	11	Endy Chavez
1908	3	Ernie Courtney		7	Eddie Waitkus	2006	16	David Dellucci
1909	5	Joe Ward	1954	6	Smoky Burgess	2007	14	Greg Dobbs
1910	3	Red Dooiin	1955	9	Glen Gorbous	2008	22	Greg Dobbs*
	3	Jimmy Walsh	1956	14	Frank Baumholtz*	2009	13	Matt Stairs
1911	4	John Titus	1957	7	Ron Northey	2010	15	Ross Gload
1912	7	Roy Miller	1958	18	Dave Philley*	2011	18	Ross Gload*
1913	20	Roy Miller*	1959	15	Dave Philley	2012	7	John Mayberry Jr.
1914	10	Josh Devore	1960	12	Clay Dalrymple	2013	14	Kevin Frandsen*
1915	3	Dode Paskert	1961	6	Tony Gonzalez	2014	9	John Mayberry Jr.
	3	Bud Weiser	1962	9	Wes Covington	2015	11	Jeff Francoeur
1916	6	Claude Cooper	1963	8	Wes Covington	2016	8	Jimmy Paredes
1917	5	Frank Schulte	1964	7	John Herrnstein	2017	9	Daniel Nava
1918	8	Mike Fitzgerald*	1965	8	Alex Johnson	2018	10	Nick Williams
1919	6	Gavvy Cravath	1966	12	Doug Clemens	2019	10	Phil Gosselin
1920	12	Gavvy Cravath*	1967	11	Doug Clemens	2020	2	Jay Bruce
1921	9	Bevo LeBoureau	1968	11	Rick Joseph		2	Phil Gosselin
1922	4	Bevo LeBoureau	1969	4	Terry Harmon		2	Adam Haseley
1923	6	Clarence Mitchell	1970	11	Rick Joseph		2	Neil Walker
1924	7	Butch Henline	1971	7	Byron Browne	2021	14	Brad Miller
1925	6	Russ Wrightstone	1972	8	Tommy Hutton	2022	4	Johan Camargo
1926	6	Wayland Dean	1973	16	Mike Rogodzinski*	2023	3	Brandon Marsh
1927	7	Jack Scott	1974	17	Tony Taylor	2024	3	Kody Clemens

* League leader

MOST PINCH HOMERS, SEASON – PLAYER

- 5 Gene Freese (1959), Matt Stairs (2009)
- 4 Rip Repulski (1958), Del Unser (1979)
- 3 Cy Williams (1928), Bill Nicholson (1952), Bob Bowman (1958), Wally Post (1958), Rick Joseph (1970), Jerry Martin (1978), Len Matuszek (1984), Dave Hollins (1990)*, Jeff Grotewold (1992), Tony Longmire (1995), Ricky Ledee (2002), Chase Utley (2004), Ross Gload (2010), John Mayberry Jr. (2014), Nick Williams (2018)

* Hit one from each side of the plate

MOST PINCH HOMERS, SEASON – TEAM

- 11 1958
- 10 1984, 2015
- 9 1959, 1974, 2004, 2007, 2008, 2009, 2019

SEASON LEADERS

.300 BATTING AVERAGE

Minimum 400 AB

1900	Flick (LH)	.378
	Lajoie	.346
	Delahanty	.323
	Thomas (LH)	.316
1901	Delahanty	.354
	Flick (LH)	.336
	Thomas (LH)	.309
1903	Thomas (LH)	.327
	Keister	.320
	Wolverton	.308
1905	Thomas (LH)	.317
	Titus (LH)	.308
1907	Magee	.328
1908	Bransfield	.304
1910	Magee	*.331
	Bates (LH)	.305
1911	Luderus (LH)	.301
1912	Paskert	.315
	Magee	.306
1913	Cravath	.341
	Magee	.306
	Robert	.300
1914	Becker (LH)	.325
	Magee	.314
1915	Luderus (LH)	.315
1919	Meusel	.305
1920	C. Williams (LH)	.325
	Meusel	.309
1921	C. Williams (LH)	.320
1922	Walker (LH)	.337
	C. Lee	.322
	Henline	.316
	C. Williams (LH)	.308
1923	Tierney	.317
	Mokan	.313
	Holke	.311
1924	C. Williams (LH)	.328
	Holke	.300
1925	Harper (LH)	.349
	Fonseca	.319
1926	Leach (LH)	.329
	Mokan	.303
1927	Leach (LH)	.306
	Wrightstone (LH)	.306
	F. Thompson	.303
1928	Leach (LH)	.304
	Whitney	.301
1929	O'Doul (LH)	*.398
	Klein (LH)	.356
	Whitney	.327
	F. Thompson	.324
	Hurst (LH)	.304
	Frlberg (LH)	.301
1930	Klein (LH)	.386
	O'Doul (LH)	.383
	Whitney	.342
1931	Klein (LH)	.337
	Arlett	.313
	Hurst (LH)	.305
1932	Klein (LH)	.348
	Hurst (LH)	.339
	S. Davis	.336
	K. Davis	.309
	Bartell	.308
	Lee	.303

1933	Klein (LH)	*.368
	S. Davis	.349
	Fullis	.309
1934	Moore (LH)	.343
	E. Allen	.330
	Bartell	.310
	Chiozza (LH)	.304
1935	Moore (LH)	.323
	E. Allen	.307
1936	Moore	.328
	Camilli (LH)	.315
	Klein (LH)	.309
1937	Whitney	.341
	Camilli (LH)	.339
	Klein (LH)	.325
1939	Arnovich	.324
1941	Etten (LH)	.311
	Litwhiler	.305
1945	Waddell	.300
1946	Ennis	.313
1947	Walker (LH)	*.363
1948	Ashburn (LH)	.333
1949	Ennis	.302
1950	Ennis	.311
	Ashburn (LH)	.303
1951	Ashburn (LH)	.344
1953	Ashburn (LH)	.330
1954	Ashburn (LH)	.313
1955	Ashburn (LH)	*.338
1956	Ashburn (LH)	.303
1958	Ashburn (LH)	*.350
	H. Anderson (LH)	.301
1962	Demeter	.307
	Gonzalez (LH)	.302
	Callison (LH)	.300
1963	Gonzalez (LH)	.306
1964	Allen	.318
1965	Rojas	.303
	Allen	.302
1966	Allen	.317
1967	Gonzalez (LH)	.339
	Allen	.307
1970	Taylor	.301
1974	Montanez (LH)	.304
	Cash	.300
1975	Bowa (SW)	.305
	Cash	.305
	Luzinski	.300
1976	Maddox	.330
	Johnstone (LH)	.318
	Luzinski	.304
1977	McBride (LH)	.316
	Luzinski	.309
1979	Rose (SW)	.331
1980	McBride (LH)	.309
1981	Rose (SW)	.325
	Schmidt	.316
	Matthews	.301
	(min. 350 AB due to strike)	
1986	V. Hayes (LH)	.305
1987	Thompson (LH)	.302
1990	Dykstra (LH)	.325
1992	Kruk (LH)	.323
1993	Kruk (LH)	.316
	Dykstra (LH)	.305
1995	Jefferies (SW)	.306
1998	Abreu (LH)	.312
1999	Abreu (LH)	.335
	Glanville	.325
	Lieberthal	.300

2000	Abreu (LH)	.316
2002	Abreu (LH)	.308
2003	Lieberthal	.313
	Byrd	.303
	Abreu (LH)	.300
2004	Abreu (LH)	.301
2006	Howard (LH)	.313
	Utley (LH)	.309
2007	Utley (LH)	.332
	Rowand	.309
2014	Revere (LH)	.306
2021	Harper (LH)	.309

650 AT-BATS

1932	Klein (LH)	.650
1949	Ashburn (LH)	*.662
	Hamner	*.662
1964	Callison (LH)	.654
1971	Bowa (SW)	*.650
1974	Cash	*.687
	Bowa (SW)	.669
1975	Cash	*.699
1976	Cash	*.666
1978	Bowa (SW)	.654
1980	Rose (SW)	.655
1984	Samuel	*.701
1985	Samuel	*.663
1987	Samuel	.655
1998	Glanville	*.678
2001	Rollins (SW)	*.656
2004	Rollins (SW)	.657
2005	Rollins (SW)	.677
2006	Rollins (SW)	.689
	Utley (LH)	.658
2007	Rollins (SW)	*.716
2009	Rollins (SW)	*.672

200 HITS

1893	S. Thompson (LH)	*222
	Delahanty	.219
1894	Hamilton (LH)	.223
	Cross	.204
1895	S. Thompson (LH)	.211
	Hamilton (LH)	.201
1897	Delahanty	.200
1898	Lajoie	.200
1899	Delahanty	*.234
1900	Flick (LH)	.207
1929	O'Doul (LH)	*.254
	Klein (LH)	.219
	F. Thompson	.202
	Whitney	.200
1930	Klein (LH)	.250
	Whitney	.207
	O'Doul (LH)	.202
1931	Klein (LH)	.200
1932	Klein (LH)	*.226
1933	Klein (LH)	*.223
	Fullis	.200
1951	Ashburn (LH)	*.221
1953	Ashburn (LH)	*.205
1958	Ashburn (LH)	*.215
1964	Allen	.201
1974	Cash	.206
1975	Cash	*.213
1979	Rose (SW)	.208
1999	Glanville	.204
2006	Utley (LH)	.203
2007	Rollins (SW)	.212

150 SINGLES

1892	Hamilton (LH)	.152
1893	S. Thompson (LH)	.161
1894	Hamilton (LH)	.179
	Cross	.154
1895	Hamilton (LH)	.167
1897	Cooley (LH)	.155
1898	Cooley (LH)	.156
1899	Thomas (LH)	.162
	Delahanty	.160
1900	Thomas (LH)	.161
1905	Thomas (LH)	.161
1929	O'Doul (LH)	*.181
	F. Thompson	.154
1930	Whitney	.153
1933	Fullis	*.162
1934	Bartell	.153
1949	Ashburn (LH)	.158
1951	Ashburn (LH)	*.181
1953	Ashburn (LH)	*.169
1954	Ashburn (LH)	.150
1956	Ashburn (LH)	.153
1957	Ashburn (LH)	*.152
1958	Ashburn (LH)	*.176
1974	Cash	*.167
	Bowa (SW)	.154
1975	Cash	*.166
1976	Cash	.162
1978	Bowa (SW)	*.153
1979	Rose (SW)	*.159
2014	Revere (LH)	*.162

40 DOUBLES

1890	S. Thompson (LH)	*41
1895	Delahanty	*.49
	S. Thompson (LH)	.45
1896	Delahanty	*.44
1897	Delahanty	.40
1898	Lajoie	*.40
1899	Delahanty	*.56
1916	Niehoff	*.42
1929	Klein (LH)	.45
	Whitney	.43
	F. Thompson	.41
1930	Klein (LH)	*.59
	Whitney	.41
1931	Bartell	.43
1932	Klein (LH)	.50
	Bartell	.48
	Lee	.42
	Hurst (LH)	.41
1933	Klein (LH)	*.44
1934	E. Allen	*.42
1935	E. Allen	.46
1948	Ennis	.40
1966	Callison (LH)	*.40
1975	Cash	.40
1979	Rose (SW)	.40
1980	Rose (SW)	*.42
1986	V. Hayes (LH)	*.46
1992	Duncan	.40
1993	Dykstra (LH)	.44
1997	Morandini (LH)	.40
1998	Rolen	.45
2000	Abreu (LH)	.42
2001	Abreu (LH)	.48
2002	Abreu (LH)	.50
2003	Rollins (SW)	.42
2004	Abreu (LH)	.47
	Rollins (SW)	.43

SEASON LEADERS

40 DOUBLES (cont.)

2006	Rollins (SW).....	45
	Utley (LH).....	40
2007	Utley (LH).....	48
	Rowand.....	45
2008	Utley (LH).....	41
2009	Rollins (SW).....	43
2010	Werth.....	*46
2017	Herrera (LH).....	42
2021	Harper (LH).....	42
2024	Bohm.....	44
	Harper (LH).....	42

15 TRIPLES

1886	Wood (LH).....	15
1887	Wood (LH).....	19
1889	Fogarty.....	17
1892	Delahanty.....	*21
1893	Delahanty.....	18
1894	S. Thompson (LH).....	27
	Delahanty.....	16
	Hamilton (LH).....	15
1895	S. Thompson (LH).....	21
1896	Delahanty.....	17
1897	Lajoie.....	25
	Delahanty.....	15
1900	Flick (LH).....	16
1901	Flick (LH).....	17
	Delahanty.....	16
1905	Magee.....	17
1908	Magee.....	16
1910	Magee.....	17
1917	Cravath.....	16
1932	Klein (LH).....	15
1947	Walker (LH).....	*16
1965	Callison (LH).....	*16
1984	Samuel.....	*19
1987	Samuel.....	*15
2007	Rollins (SW).....	*20
2011	Victorino (SW).....	#16

30 HOME RUNS

1923	C. Williams (LH).....	*41
1927	C. Williams (LH).....	*30
1929	Klein (LH).....	*43
	O'Doul (LH).....	32
	Hurst (LH).....	31
1930	Klein (LH).....	40
1931	Klein (LH).....	*31
1932	Klein (LH).....	*38
1948	Ennis.....	30
1950	Ennis.....	31
1956	Lopata.....	32
1964	Callison (LH).....	31
1965	Callison (LH).....	32
1966	Allen.....	40
1968	Allen.....	33
1969	Allen.....	32
1971	D. Johnson.....	34
	Montanez (LH).....	30
1974	Schmidt.....	*36
1975	Schmidt.....	*38
	Luzinski.....	34
1976	Schmidt.....	*38
1977	Luzinski.....	39
	Schmidt.....	38

1978	Luzinski.....	35
1979	Schmidt.....	45
1980	Schmidt.....	*48
1981	Schmidt.....	*31
1982	Schmidt.....	35
1983	Schmidt.....	*40
1984	Schmidt.....	*36
1985	Schmidt.....	33
1986	Schmidt.....	*37
1987	Schmidt.....	35
1996	Santiago.....	30
1998	Rolen.....	31
1999	Lieberthal.....	31
2001	Abreu (LH).....	31
2002	Burrell.....	37
2003	Thome (LH).....	*47
2004	Thome (LH).....	42
	Abreu (LH).....	30
2005	Burrell.....	32
2006	Howard (LH).....	*58
	Utley (LH).....	32
2007	Howard (LH).....	47
	Burrell.....	30
	Rollins (SW).....	30
2008	Howard (LH).....	48
	Burrell.....	33
	Utley (LH).....	33
2009	Howard (LH).....	45
	Werth.....	36
	Ibañez (LH).....	34
	Utley (LH).....	31
2010	Howard (LH).....	31
2011	Howard (LH).....	33
2018	Hoskins.....	34
2019	Harper (LH).....	35
2021	Harper (LH).....	35
2022	Schwarber (LH).....	46
	Hoskins.....	30
2023	Schwarber (LH).....	47
2024	Schwarber (LH).....	38
	Harper (LH).....	30

75 EXTRA-BASE HITS

1895	S. Thompson (LH).....	84
1929	Klein (LH).....	94
1930	Klein (LH).....	107
1931	Klein (LH).....	75
1932	Klein (LH).....	103
1933	Klein (LH).....	79
1949	Ennis.....	75
1964	Allen.....	80
1966	Allen.....	75
1975	Schmidt.....	75
1977	Luzinski.....	77
	Schmidt.....	76
1980	Schmidt.....	81
1987	Samuel.....	80
1998	Rolen.....	80
2000	Abreu (LH).....	77
2001	Abreu (LH).....	83
2002	Burrell.....	78
	Abreu (LH).....	76
2003	Thome (LH).....	80
2004	Abreu (LH).....	78
2006	Howard (LH).....	84
	Rollins (SW).....	79
	Utley (LH).....	76

2007	Rollins (SW).....	88
	Utley (LH).....	75
2008	Rollins (SW).....	78
	Utley (LH).....	78
2009	Howard (LH).....	86
2010	Werth.....	75
2021	Harper (LH).....	78

325 TOTAL BASES

1893	Delahanty.....	*347
1895	S. Thompson (LH).....	*352
1899	Delahanty.....	*335
1929	Klein (LH).....	405
	O'Doul (LH).....	397
1930	Klein (LH).....	*445
1931	Klein (LH).....	*347
1932	Klein (LH).....	*420
1933	Klein (LH).....	*365
1950	Ennis.....	328
1964	Allen.....	*352
1966	Allen.....	331
1977	Luzinski.....	329
1980	Schmidt.....	*342
1987	Samuel.....	329
2003	Thome (LH).....	331
2006	Howard (LH).....	*383
	Utley (LH).....	347
	Rollins (SW).....	329
2007	Rollins (SW).....	380
2008	Howard (LH).....	331
	Utley (LH).....	325
2009	Howard (LH).....	352

100 RBI

1889	S. Thompson (LH).....	111
1890	S. Thompson (LH).....	102
1892	S. Thompson (LH).....	104
1893	Delahanty.....	*146
	S. Thompson (LH).....	126
1894	S. Thompson (LH).....	141
	Delahanty.....	131
	Cross.....	125
1895	S. Thompson (LH).....	*165
	Delahanty.....	106
	Cross.....	101
1896	Delahanty.....	*126
	S. Thompson (LH).....	100
1897	Lajoie.....	127
1898	Lajoie.....	*127
1899	Delahanty.....	*137
1900	Flick (LH).....	*110
	Delahanty.....	109
1901	Delahanty.....	108
1910	Magee.....	*123
1913	Cravath.....	*128
1914	Magee.....	*103
	Cravath.....	100
1915	Cravath.....	*115
1923	C. Williams (LH).....	114
1928	Whitney.....	103
1929	Klein (LH).....	145
	Hurst (LH).....	125
	O'Doul (LH).....	122
	Whitney.....	115
1930	Klein (LH).....	170
	Whitney.....	117

1931	Klein (LH).....	*121
1932	Hurst (LH).....	*143
	Klein (LH).....	137
	Whitney.....	124
1933	Klein (LH).....	*120
1936	Camilli (LH).....	102
1944	Northey (LH).....	104
1949	Ennis.....	110
1950	Ennis.....	*126
1952	Ennis.....	107
1953	Ennis.....	125
1954	Ennis.....	119
1955	Ennis.....	120
1962	Demeter.....	107
1964	Callison (LH).....	104
1965	Callison (LH).....	101
1966	Allen.....	110
	White (LH).....	103
1974	Schmidt.....	116
1975	Luzinski.....	*120
1976	Schmidt.....	107
1977	Luzinski.....	130
	Schmidt.....	101
1978	Luzinski.....	101
1979	Schmidt.....	114
1980	Schmidt.....	*121
1983	Schmidt.....	109
1984	Schmidt.....	*106
1985	Wilson.....	102
1986	Schmidt.....	*119
1987	Schmidt.....	113
	Samuel.....	100
1992	Daulton (LH).....	*109
1993	Daulton (LH).....	105
1998	Rolen.....	110
	Brogna (LH).....	104
1999	Brogna (LH).....	102
2001	Abreu (LH).....	110
	Rolen.....	107
2002	Burrell.....	116
2003	Thome (LH).....	131
	Abreu (LH).....	101
2004	Abreu (LH).....	105
	Thome (LH).....	105
2005	Burrell.....	117
	Utley (LH).....	105
	Abreu (LH).....	102
2006	Howard (LH).....	*149
	Utley (LH).....	102
2007	Howard (LH).....	136
	Utley (LH).....	103
2008	Howard (LH).....	146
	Utley (LH).....	104
2009	Howard (LH).....	#141
2010	Howard (LH).....	108
2011	Howard (LH).....	116
2019	Harper (LH).....	114
2023	Castellanos.....	106
	Schwarber (LH).....	104
2024	Schwarber (LH).....	104

SEASON LEADERS

100 RUNS SCORED

Since 1900

1900	Thomas (LH)	*134
	Slagle (LH)	115
	Flick (LH)	106
1901	Flick (LH)	111
	Delahanty	106
	Thomas (LH)	102
1905	Thomas (LH)	118
	Magee	100
1910	Magee	*110
1912	Paskert	102
1922	C. Walker (LH)	102
1924	C. Williams (LH)	101
1929	O'Doul (LH)	152
	Klein (LH)	126
	F. Thompson	115
	Hurst (LH)	100
1930	Klein (LH)	*158
	O'Doul (LH)	122
1931	Klein (LH)	*121
1932	Klein (LH)	*152
	Bartell	118
	Hurst (LH)	109
	G.K. Davis	100
1933	Klein (LH)	101
1934	Bartell	102
1936	Camilli (LH)	106
1937	Martin (SW)	102
	Camilli (LH)	101
1950	Waitkus (LH)	102
	Jones	100
1953	Ashburn (LH)	110
1954	Ashburn (LH)	111
1962	Callison (LH)	107
1963	Taylor	102
1964	Allen	*125
	Callison (LH)	101
1966	Allen	112
1974	Schmidt	108
1975	Cash	111
1976	Schmidt	112
1977	Schmidt	114
1979	Schmidt	109
1980	Schmidt	104
1982	Schmidt	108
1983	Schmidt	104
1984	Samuel	105
1985	Samuel	101
1986	V. Hayes (LH)	*107
1987	Samuel	113
1990	Dykstra (LH)	106
1992	Hollins (SW)	104
1993	Dykstra (LH)	*143
	Hollins (SW)	104
	Kruk (LH)	100
1998	Rolen	120
	Glanville	106
1999	Abreu (LH)	118
	Gant	107
	Glanville	101
2000	Abreu (LH)	103
2001	Abreu (LH)	118
2002	Abreu (LH)	102
2003	Thome (LH)	111
2004	Rollins (SW)	119
	Abreu (LH)	118
2005	Rollins (SW)	115
	Abreu (LH)	104

2006	Utley (LH)	*131
	Rollins (SW)	127
	Howard (LH)	104
2007	Rollins (SW)	*139
	Rowand	105
	Utley (LH)	104
2008	Utley (LH)	113
	Howard (LH)	105
	Victorino (SW)	102
2009	Utley (LH)	112
	Howard (LH)	105
	Victorino (SW)	102
	Rollins (SW)	100
2010	Werth	106
2012	Rollins (SW)	102
2021	Harper (LH)	101
2022	Schwarber (LH)	100
2023	Schwarber (LH)	108
	Turner	102
2024	Schwarber (LH)	110

100 WALKS

1891	Hamilton (LH)	*102
1892	Connor (LH)	116
1894	Hamilton (LH)	*126
1899	Thomas (LH)	115
1900	Thomas (LH)	*115
1901	Thomas (LH)	*100
1902	Thomas (LH)	*107
1903	Thomas (LH)	*107
1904	Thomas (LH)	*102
1906	Thomas (LH)	*107
1936	Camilli (LH)	116
1954	Ashburn (LH)	*125
1955	Ashburn (LH)	105
1974	Schmidt	106
1975	Schmidt	101
1976	Schmidt	100
1977	Schmidt	104
1978	Luzinski	100
1979	Schmidt	*120
1982	Schmidt	*107
1983	Schmidt	*128
1987	V. Hayes (LH)	121
1989	V. Hayes (LH)	101
1993	Dykstra (LH)	*129
	Daulton (LH)	117
	Kruk (LH)	111
1999	Abreu (LH)	109
2000	Abreu (LH)	100
2001	Abreu (LH)	106
2002	Abreu (LH)	104
2003	Thome (LH)	111
	Abreu (LH)	109
2004	Abreu (LH)	127
	Thome (LH)	104
2005	Abreu (LH)	117
2006	Howard (LH)	108
2007	Burrell	114
	Howard (LH)	107
2008	Burrell	102
2018	Santana (SW)	110
2019	Hoskins	*116
2021	Harper (LH)	100
2023	Schwarber (LH)	126
2024	Schwarber (LH)	*106

35 STOLEN BASES

1900	Thomas	37
	Flick	35
1905	Magee	48
1906	Magee	55
1907	Magee	46
1908	Magee	40
1909	Magee	38
1910	Magee	49
1911	Lobert	40
1912	Paskert	36
1913	Lobert	41
1974	Bowa	39
1982	Dernier	42
1983	Dernier	35
1984	Samuel	72
	Hayes	48
1985	Samuel	53
1986	Samuel	42
1987	Thompson	46
	Samuel	35
1993	Dykstra	37
2001	Rollins	*46
	Abreu	36
2004	Abreu	40
2005	Rollins	41
2006	Rollins	36
2007	Rollins	41
	Victorino	37
2008	Rollins	47
	Victorino	36
2012	Pierre	37
2014	Revere	49

.400 ON-BASE PCT Since 1900 (min. 400 PA)

1900	Flick451
	Thomas (LH)451
1901	Thomas (LH)437
	Delahanty430
	Flick401
1902	Thomas (LH)	*.414
1903	Thomas (LH)	*.453
1904	Thomas (LH)417
1905	Thomas (LH)419
1910	Magee	*.445
1912	Paskert420
1913	Cravath407
1914	Cravath402
1922	C. Walker (LH)400
1923	Mokan401
1924	Williams (LH)403
1929	O'Doul (LH)	*.466
	Klein (LH)407
1930	O'Doul (LH)453
	Klein (LH)437
	Hurst (LH)401
1932	Hurst (LH)412
	Klein (LH)404
	Davis400
1933	Klein (LH)	*.422
1936	Camilli (LH)441
1937	Camilli (LH)	*.446
1938	Weintraub (LH)422
1941	Etten (LH)404
1947	Walker (LH)443

1948	Ashburn (LH)410
1950	Seminick400
1954	Ashburn (LH) ...	*.441
1955	Ashburn (LH) ...	*.449
1958	Ashburn (LH) ...	*.440
1967	Allen	*.404
1979	Rose (SW)	*.418
1981	Schmidt	*.435
1982	Schmidt	*.403
1987	V. Hayes (LH)404
1990	Dykstra (LH) ...	*.418
1992	Kruk (LH)423
1993	Kruk (LH)430
	Dykstra (LH)420
1994	Dykstra (LH)404
	(min. 350 PA due to strike)	
1998	Abreu (LH)409
1999	Abreu (LH)446
2000	Abreu (LH)416
2002	Abreu (LH)413
2003	Abreu (LH)409
2004	Abreu (LH)428
2005	Abreu (LH)405
2006	Abreu (LH)427
	Howard (LH)425
2007	Utley (LH)410
2021	Harper (LH) ...	*.429
2023	Harper (LH)401

1,000 OPS Since 1910 (min. 400 PA)

1929	O'Doul (LH)	1.088
	Klein (LH)	1.065
1930	Klein (LH)	1.124
	O'Doul (LH)	1.057
1932	Klein (LH)	*1.050
1933	Klein (LH)	*1.025
1936	Camilli (LH)	1.018
1937	Camilli (LH)	1.034
1966	Allen	*1.027
1980	Schmidt	*1.004
1981	Schmidt	*1.080
2006	Howard (LH) ...	1.084
2021	Harper (LH) ...	*1.044

* League leader
Tied for league lead
(LH) Left-handed batter
(SW) Switch-hitter

Note: See Yearly Batting Leaders in this section for more information.

YEARLY BATTING LEADERS

YEAR	GAMES	AT-BATS	RUNS	HITS
1883	Farrar 99	Purcell 425	Purcell..... 70	Purcell 114
1884	Farrar 111	McClellan 450	Andrews..... 74	McClellan 116
1885	Farrar/Fogarty..... 111	Manning 445	Andrews..... 77	Mulvey 119
1886	Farrar 118	G. Wood 450	Andrews..... 93	G. Wood 123
1887	Fogarty 126	Fogarty..... 495	G. Wood 118	Andrews 151
1888	Farrar 131	Andrews 528	Andrews..... 75	Andrews 126
1889	Farrar 130	Mulvey 544	Fogarty 107	S. Thompson 158
1890	Allen 133	S. Thompson 509	Hamilton 133	S. Thompson #172
1891	Myers 135	S. Thompson 550	Hamilton *141	Hamilton *179
1892	Connor 155	S. Thompson 609	Hamilton 132	S. Thompson 186
1893	Delahanty/Hallman 132	S. Thompson *600	Delahanty 145	S. Thompson *222
1894	Hamilton 131	Hamilton 559	Hamilton *196	Hamilton 223
1895	Boyle 133	Boyle..... *565	Hamilton *166	S. Thompson 211
1896	Delahanty 123	S. Thompson 517	Delahanty 131	Delahanty 198
1897	Cooley 133	Cooley *566	Cooley..... 124	Delahanty 200
1898	Cooley/Cross 149	Cooley 629	Cooley 123	Lajoie 200
1899	M. Cross 154	Lauder 583	Thomas 137	Delahanty *234
1900	Slagle 141	Slagle 574	Thomas *134	Flick 207
1901	M. Cross 139	two with 542	Flick 111	Delahanty 192
1902	Barry/Thomas 138	S. Barry 543	Thomas 89	S. Barry 156
1903	Barry/Hulswitt 138	S. Barry 550	Thomas 88	Thomas 156
1904	Gleason 153	Gleason 587	Thomas 92	Gleason 161
1905	three with 155	Gleason 608	Thomas 118	Magee 180
1906	Doolan/Magee 154	Magee 563	Thomas 81	Magee 159
1907	Doolan/Titus 145	Titus 523	Magee..... 75	Magee 165
1908	Osborn 152	Grant *598	Magee..... 79	Bransfield 160
1909	Grant 154	Grant *631	Grant 75	Grant 170
1910	Magee 154	Grant 579	Magee..... *110	Magee 172
1911	Paskert 153	Paskert 560	Knabe 99	Luderus 166
1912	Luderus 148	Luderus 572	Paskert 102	Paskert 170
1913	Luderus 155	Luderus 588	Robert 98	Cravath *179
1914	Cravath 149	Magee 544	Magee 96	Magee *171
1915	Bancroft 153	Bancroft 563	Cravath..... *89	Luderus 157
1916	Paskert 149	Paskert 555	Paskert 82	Paskert 155
1917	Luderus 154	Whitted 553	Paskert 78	Whitted 155
1918	Luderus 125	Bancroft 499	Bancroft 69	Luderus 135
1919	Luderus 138	Meusel 521	Meusel 65	Meusel 159
1920	C. Williams 148	C. Williams..... 590	C. Williams..... 88	C. Williams..... 192
1921	C. Williams..... 146	C. Williams 562	C. Williams..... 67	C. Williams..... 180
1922	C. Williams..... 151	C. Williams 584	Walker 102	Walker 196
1923	Holke 147	Holke 562	C. Williams..... 98	Holke 175
1924	Holke/Williams 148	Holke 563	C. Williams..... 101	C. Williams..... 183
1925	Sand 148	Sand 496	Harper..... 86	Harper 173
1926	Sand 149	Sand 567	Sand 99	Leach 162
1927	F. Thompson 153	F. Thompson 597	Sand 87	F. Thompson..... 181
1928	F. Thompson 152	F. Thompson 634	F. Thompson..... 99	F. Thompson..... 182
1929	three with 154	O'Doul 638	O'Doul 152	O'Doul *254
1930	Klein 156	Klein 648	Klein *158	Klein 250
1931	Klein 148	Klein 594	Klein #121	Klein 200
1932	three with 154	Klein 650	Klein *152	Klein *226
1933	Bartell/Klein 152	Fullis 647	Klein 101	Klein *223
1934	Bartell 146	Bartell 604	Bartell 102	Allen 192
1935	Allen/Camilli 156	Allen 645	Allen 90	Allen 198
1936	Norris 154	Norris 581	Camilli..... 106	Chiozza 170
1937	Scharein 146	Martin 579	Martin 102	Whitney 166
1938	Arnovich 139	Arnovich 502	Martin 58	Martin 139
1939	May 135	Arnovich 491	Arnovich 68	Arnovich 159
1940	Mahan 146	Mahan 544	May 59	May 147

* League leader # Tied for league lead

YEARLY BATTING LEADERS

YEAR	GAMES	AT-BATS	RUNS	HITS
1941	Bragan 154	Litwhiler 590	Etten 78	Litwhiler 180
1942	Litwhiler 151	Litwhiler 591	Litwhiler 59	Litwhiler 160
1943	Northey 147	Northey 586	Northey 72	Northey 163
1944	Lupien 153	Lupien 597	Adams 86	Lupien 169
1945	Wasdell 134	Antonelli 504	Wasdell 65	Wasdell 150
1946	Wyrostek 145	Wyrostek 545	Wyrostek 73	Ennis 169
1947	Verban 155	Ennis 541	Walker 79	Walker 181
1948	Ennis 152	Ennis 589	Ennis 86	Ennis 171
1949	three with 154	Ashburn/Hamner #662	Ennis 92	Ashburn 188
1950	Hamner/Jones 157	Waitkus 641	Waitkus 102	Ennis 180
1951	Ashburn 154	Ashburn 643	Ashburn 92	Ashburn *221
1952	Ashburn/Ryan 154	Ashburn 613	Ashburn 93	Ashburn 173
1953	Ashburn 156	Ashburn 622	Ashburn 110	Ashburn *205
1954	Ashburn 153	Hamner 596	Ashburn 111	Hamner 178
1955	Ennis/Jones 146	Ennis 564	Ashburn 91	Ashburn 180
1956	Ashburn 154	Ennis 630	Lopata 96	Ashburn 190
1957	Ashburn 156	Ashburn 626	Ashburn 93	Ashburn 186
1958	Ashburn 152	Ashburn 615	Ashburn 98	Ashburn *215
1959	Ashburn 153	Ashburn 564	Ashburn 86	Ashburn 150
1960	Herrera 145	Herrera 512	Taylor 66	Taylor 145
1961	Callison 138	Callison 455	Callison 74	Callison 121
1962	Callison 157	Taylor 625	Callison 107	Callison 181
1963	Callison/Taylor 157	Taylor 640	Taylor 102	Taylor 180
1964	Allen/Callison 162	Callison 654	Allen *125	Allen 201
1965	Allen 161	Allen/Callison 619	Allen/Callison 93	Allen 187
1966	B. White 159	Rojas 626	Allen 112	Callison 169
1967	Callison/Gonzalez 149	Callison 556	Allen 89	Gonzalez 172
1968	Allen/Rojas 152	Rojas 621	Allen 87	Rojas 144
1969	Hisle 145	Taylor 557	Allen 79	Taylor 146
1970	Johnson 159	Johnson 574	Taylor 74	Johnson 147
1971	Bowa 159	Bowa *650	Montanez 78	Bowa 162
1972	Bowa/Money 152	Bowa 579	Bowa 67	Luzinski 158
1973	Luzinski 161	Luzinski 610	Luzinski 76	Luzinski 174
1974	three with 162	Cash *687	Schmidt 108	Cash 206
1975	Cash 162	Cash *699	Cash 111	Cash *213
1976	Cash/Schmidt 160	Cash *666	Schmidt 112	Cash 189
1977	Bowa/Schmidt 154	Bowa 624	Schmidt 114	Bowa 175
1978	Bowa 156	Bowa 654	Schmidt 93	Bowa 192
1979	Rose 163	Rose 628	Schmidt 109	Rose 208
1980	Rose 162	Rose 655	Schmidt 104	Rose 185
1981	Rose 107	Rose 431	Schmidt *78	Rose *140
1982	Matthews/Rose 162	Rose 634	Schmidt 108	Matthews 173
1983	DeJesus 158	Schmidt 534	Schmidt 104	Schmidt 136
1984	Samuel 160	Samuel *701	Samuel 105	Samuel 191
1985	Samuel/Wilson 161	Samuel *663	Samuel 101	Samuel 175
1986	Schmidt 160	V. Hayes 610	V. Hayes #107	V. Hayes 187
1987	Samuel 160	Samuel *655	Samuel 113	Samuel 178
1988	Samuel 157	Samuel 629	Bradley 77	Samuel 153
1989	V. Hayes 154	Herr 561	V. Hayes 93	Herr 161
1990	C. Hayes 152	Dykstra 590	Dykstra 106	Dykstra #192
1991	Murphy 153	Murphy 544	Kruk 84	Kruk 158
1992	Hollins 156	Hollins 586	Hollins 104	Kruk 164
1993	Dykstra 161	Dykstra *637	Dykstra *143	Dykstra *194
1994	Eisenreich 104	Duncan 347	Dykstra 68	Duncan 93
1995	C. Hayes 141	C. Hayes 529	Jefferies 69	Jefferies 147
1996	Morandini 140	Morandini 539	Santiago 71	Morandini 135
1997	Rolen 156	Rolen 561	Rolen 93	Morandini 163
1998	Rolen 160	Glanville *678	Rolen 120	Glanville 189
1999	Brogna 157	Glanville 628	Abreu 118	Glanville 204
2000	Abreu/Glanville 152	Glanville 637	Abreu 103	Abreu 182

* League leader # Tied for league lead

YEARLY BATTING LEADERS

YEAR	GAMES	AT-BATS	RUNS	HITS
2001	Abreu #162	Rollins *656	Abreu 118	Rollins 180
2002	Abreu/Burrell 157	Rollins *637	Abreu 102	Abreu 176
2003	Thome 159	Rollins 628	Thome 111	Abreu 173
2004	Abreu 159	Rollins 657	Rollins 119	Rollins 190
2005	Abreu #162	Rollins 677	Rollins 115	Rollins 196
2006	Utley 160	Rollins 689	Utley *131	Utley 203
2007	Rollins #162	Rollins *716	Rollins *139	Rollins 212
2008	Howard #162	Howard 610	Utley 113	Utley 177
2009	Howard 160	Rollins *672	Utley 112	Victorino 181
2010	Werth 156	Victorino 587	Werth 106	Polanco 165
2011	Howard 152	Rollins 567	Victorino 95	Rollins 152
2012	Rollins 156	Rollins 632	Rollins 102	Rollins 158
2013	Rollins 160	Rollins 600	Utley 73	Rollins 151
2014	Utley 155	Revere 601	Rollins 78	Revere #184
2015	Galvis 151	Galvis 559	Herrera 64	Galvis/Herrera 147
2016	Herrera 159	Galvis 584	Herrera 87	Herrera 167
2017	Galvis #162	Galvis 608	Hernández 85	Galvis 155
2018	Hernández/Santana 161	Hernández 605	Hernández 91	Hernández 153
2019	Hernández 161	Hernández 612	Harper 98	Hernández 171
2020	Gregorius 60	McCutchen 217	Harper 41	Gregorius 61
2021	McCutchen 144	Segura 514	Harper 101	Harper 151
2022	Hoskins 156	Hoskins 589	Schwarber 100	Bohm 164
2023	Schwarber 160	Turner 639	Schwarber 108	Turner/Castellanos . 170
2024	Castellanos #162	Castellanos 606	Schwarber 110	Harper 157

* League leader # Tied for league lead

SEASON LEADERS BY POSITION

(Since 1900)

Pos.	Player	Total	Year	Pos.	Player	Total	Year	Pos.	Player	Total	Year
BATTING AVERAGE				TRIPLES				RBI*			
P	Lefty Weinert	.322	1923	P	Grover Alexander	4	1916	P	Schoolboy Rowe	20	1943
C	Smoky Burgess	.368	1954		Robin Roberts	4	1955	C	Darren Daulton	109	1992
1B	Dolph Camilli	.339	1937	C	Stan Lopata	7	1956	1B	Ryan Howard	149	2006
2B	Nap Lajoie	.346	1900	1B	Dolph Camilli	13	1936	2B	Chase Utley	105	2005
SS	Dick Bartell	.310	1934	2B	Juan Samuel	19	1984	SS	Jimmy Rollins	94	2007
3B	Pinky Whitney	.342	1930	SS	Jimmy Rollins	20	2007	3B	Pinky Whitney	124	1932
LF	Lefty O'Doul	.398	1929	3B	Pinky Whitney	14	1929	LF	Greg Luzinski	130	1977
CF	Harry Walker	.371	1947		Richie Allen	14	1965	CF	Cy Williams	114	1923
RF	Chuck Klein	.386	1930	LF	Sherry Magee	17	1905	RF	Chuck Klein	170	1930
DH	Bryce Harper	.293	2023	CF	Harry Walker	16	1947	DH	Kyle Schwarber	104	2024
					Shane Victorino	16	2011	*Since 1920, when RBI became an official stat			
DOUBLES				RF	Elmer Flick	17	1901				
P	Bucky Walters	10	1936	DH	Multiple players	1		Note: Players who performed at more than one position are considered for the position they played most in that particular year and are credited with their entire season's statistics.			
C	J.T. Realmuto	36	2019								
1B	Von Hayes	46	1986								
				HOME RUNS							
2B	Chase Utley	48	2007	P	Rick Wise	6	1971				
SS	Dick Bartell	48	1932	C	Stan Lopata	32	1956				
3B	Scott Rolen	45	1998	1B	Ryan Howard	58	2006				
LF	Hal Lee	42	1932	2B	Chase Utley	33	2008				
	Ethan Allen	42	1934	SS	Jimmy Rollins	30	2007				
CF	Ethan Allen	46	1935	3B	Mike Schmidt	48	1980				
RF	Chuck Klein	59	1930	LF	Kyle Schwarber	47	2023				
DH	Bryce Harper	29	2023	CF	Cy Williams	41	1923				
				RF	Chuck Klein	43	1929				
				DH	Kyle Schwarber	38	2024				

YEARLY BATTING LEADERS

YEAR	TOTAL BASES	DOUBLES	TRIPLES	HOME RUNS
1883	Manning 153	Manning 31	Coleman 8	four with 1
1884	Manning 167	Manning 29	Purcell 7	Manning 5
1885	Mulvey 174	Mulvey 25	Mulvey 6	Mulvey 6
1886	G. Wood 183	Farrar 19	G. Wood 15	Farrar 5
1887	G. Wood 244	Fogarty 26	G. Wood 19	G. Wood 14
1888	Farrar 165	Farrar 24	Farrar 7	G. Wood 6
1889	S. Thompson 262	S. Thompson 36	Fogarty 17	S. Thompson *20
1890	S. Thompson 243	S. Thompson *41	Allen/Burke 11	Clements 7
1891	S. Thompson 227	Clements 29	S. Thompson 10	S. Thompson 7
1892	S. Thompson 253	Connor *37	Delahanty *21	Connor 12
1893	Delahanty *347	S. Thompson *37	Delahanty 18	Delahanty *19
1894	S. Thompson 307	Delahanty 36	S. Thompson 27	S. Thompson 13
1895	S. Thompson *352	Delahanty *49	S. Thompson 21	S. Thompson *18
1896	Delahanty 315	Delahanty *44	Delahanty 17	Delahanty 13
1897	Lajoie *315	Delahanty 40	Lajoie 25	Lajoie 9
1898	Lajoie 275	Lajoie *40	Flick 13	Flick 8
1899	Delahanty *335	Delahanty *56	Flick 14	Delahanty 9
1900	Flick *305	Flick 33	Flick 16	Flick 11
1901	Delahanty 287	Delahanty #39	Flick 17	Delahanty/Flick 8
1902	S. Barry 198	S. Barry 20	Hulswitt/Thomas 8	S. Barry 3
1903	Barry/Wolverton 189	Keister 27	Wolverton 12	Keister 3
1904	Gleason 196	Titus 25	Magee 12	Dooiin 6
1905	Magee 253	Titus 36	Magee 17	Magee 5
1906	Magee 229	Magee 36	Magee 8	Magee 6
1907	Magee 229	Magee 28	Magee/Titus 12	Magee 4
1908	Magee 212	Magee 30	Magee 16	Bransfield 3
1909	Magee 208	Magee 33	Magee 14	Titus 3
1910	Magee *263	Magee 39	Magee 17	Magee 6
1911	Luderus 260	Magee 32	Luderus 11	Luderus 16
1912	Paskert 221	Paskert 37	Cravath/Magee 9	Cravath 11
1913	Cravath *298	Magee 36	Cravath 14	Cravath *19
1914	Magee *277	Magee *39	Magee 11	Cravath *19
1915	Cravath *266	Luderus 36	Cravath/Luderus 7	Cravath *24
1916	Paskert 223	Niehoff *42	Whitted 12	Cravath 11
1917	Cravath 238	Cravath 29	Cravath 16	Cravath #12
1918	Meusel 181	Cravath 27	Meusel 6	Cravath *8
1919	Meusel 214	Luderus 30	Bancroft/Meusel 7	Cravath *12
1920	C. Williams 293	C. Williams 36	C. Williams 10	C. Williams *15
1921	C. Williams 274	C. Williams 28	C. Williams 7	C. Williams 18
1922	C. Williams 300	Walker 36	Walker 11	C. Williams 26
1923	C. Williams 308	Holke/Tierney 31	Wrightstone 7	C. Williams *41
1924	C. Williams 308	C. Williams 31	C. Williams 11	C. Williams 24
1925	Harper 276	Harper 35	Harper/Sand 7	Harper 18
1926	Leach 238	Sand 30	Huber/Leach 7	C. Williams 18
1927	C. Williams 247	F. Thompson 32	F. Thompson 14	C. Williams #30
1928	Leach 276	Leach 36	Leach/Thompson 11	Hurst 19
1929	Klein 405	Klein 45	Whitney 14	Klein *43
1930	Klein *445	Klein *59	Klein 8	Klein 40
1931	Klein *347	Bartell 43	Klein 10	Klein *31
1932	Klein *420	Klein 50	Klein 15	Klein *38
1933	Klein *365	Klein *44	Hurst 8	Klein *28
1934	Allen 272	Allen #42	Moore 6	Camilli 12
1935	Moore 290	Allen 46	Chiozza 6	Camilli 25
1936	Camilli 306	Chiozza 32	Camilli 13	Camilli 28
1937	Camilli 279	Martin 35	Camilli/Martin 7	Camilli 27
1938	Martin 196	Martin 36	Martin 6	Klein 8
1939	Arnovich 203	Martin 28	Marty 6	Marty/Mueller 9
1940	Marty 199	Mahan/May 24	Marty 8	Rizzo 20

* League leader # Tied for league lead

YEARLY BATTING LEADERS

YEAR	TOTAL BASES	DOUBLES	TRIPLES	HOME RUNS
1941	Litwhiler 275	Litwhiler 29	Benjamin 7	Litwhiler 18
1942	Litwhiler 230	Litwhiler 25	Litwhiler 9	Litwhiler 9
1943	Northey 252	Northey 31	Adams 7	Northey 16
1944	Northey 283	Adams/Northey 35	Lupien/Northey 9	Northey 22
1945	Wassdell 206	Antonelli 27	Wassdell 8	DiMaggio 19
1946	Ennis 262	Ennis/Wyrostek 30	Ennis/Northey 6	Ennis 17
1947	Walker 244	Walker 28	Walker *16	Seminick 13
1948	Ennis 309	Ennis 40	Blatnick 8	Ennis 30
1949	Ennis 320	Ennis 39	Ashburn/Ennis 11	Ennis 25
1950	Ennis 328	Ennis 34	Ashburn *14	Ennis 31
1951	Ashburn 274	Ashburn 31	Hamner 7	Jones 22
1952	Ennis 281	Ashburn 31	Ennis 10	Ennis 20
1953	Ennis 280	Hamner 30	Ashburn 9	Ennis 29
1954	Hamner 278	Hamner 39	Hamner 11	Ennis 25
1955	Ennis 292	Ashburn 32	Ashburn 9	Ennis 29
1956	Lopata 286	Lopata 33	Ashburn/Blaylock 8	Lopata 32
1957	Bouchee 270	Bouchee 35	Ashburn/Bouchee 8	Repulski 20
1958	Ashburn 271	Anderson 34	Ashburn *13	Anderson 23
1959	Bouchee 224	Bouchee 29	Koppe 7	Freeze 23
1960	Herrera 233	Herrera 26	Herrera 6	Herrera 17
1961	Callison 190	Callison 20	Callison 11	Demeter 20
1962	Callison 296	Callison 26	Callison #10	Demeter 29
1963	Callison 314	Callison/Gonzalez 36	Gonzalez 12	Callison 26
1964	Allen *352	Allen 38	Allen #13	Callison 31
1965	Callison 315	Allen 31	Callison *16	Callison 32
1966	Allen 331	Callison *40	Allen 10	Allen 40
1967	Allen 262	Allen 31	Allen 10	Allen 23
1968	Allen 271	Taylor 20	Allen 9	Allen 33
1969	Allen 251	Callison 29	three with 5	Allen 32
1970	Johnson 262	Johnson 28	Taylor 9	Johnson 27
1971	Johnson 285	Johnson 29	Money 8	Johnson 34
1972	Luzinski 255	Montanez #39	Bowa *13	Luzinski 18
1973	Luzinski 295	B. Robinson 32	Montanez 5	Luzinski 29
1974	Schmidt 310	Montanez 33	Cash 11	Schmidt *36
1975	Luzinski *322	Cash 40	Bowa 9	Schmidt *38
1976	Schmidt *306	Johnstone 38	Cash *12	Schmidt *38
1977	Luzinski 329	Luzinski 35	Schmidt 11	Luzinski 39
1978	Luzinski 284	Maddox 34	Bowa 5	Luzinski 35
1979	Schmidt 305	Rose 40	McBride 12	Schmidt 45
1980	Schmidt *342	Rose *42	McBride 10	Schmidt *48
1981	Schmidt *228	Matthews 21	Rose 5	Schmidt *31
1982	Schmidt 281	Matthews 31	DeJesus 5	Schmidt 35
1983	Schmidt 280	Lefebvre 20	Lefebvre 8	Schmidt *40
1984	Samuel 310	Samuel 36	Samuel #19	Schmidt #36
1985	Schmidt 292	Wilson 39	Samuel 13	Schmidt 33
1986	Schmidt *302	V. Hayes #46	Samuel 12	Schmidt *37
1987	Samuel 329	Samuel 37	Samuel *15	Schmidt 35
1988	Samuel 329	Samuel 32	Samuel 9	James 19
1989	V. Hayes 249	Dykstra 32	Herr/Kruk 6	V. Hayes 26
1990	Dykstra 260	Dykstra 35	Kruk 8	V. Hayes 17
1991	Kruk 260	Murphy 33	Kruk 6	Kruk 21
1992	Hollins 275	Duncan 40	Morandini 8	Daulton/Hollins 27
1993	Dykstra 307	Dykstra 44	Morandini 9	Daulton/Incaviglia 24
1994	Daulton/Duncan 141	Dykstra 26	Dykstra/Morandini 5	Daulton 15
1995	Hayes/Jefferies 215	Morandini 34	Morandini 7	three with 11
1996	Santiago 242	three with 24	Otero 7	Santiago 30
1997	Rolen 263	Morandini 40	Daulton 6	Rolen 21
1998	Rolen 320	Rolen 45	Glanville 7	Rolen 31
1999	Abreu 300	Glanville 38	Abreu 11	Lieberthal 31
2000	Abreu 319	Abreu 42	Abreu 10	Rolen 26

* League leader # Tied for league lead

YEARLY BATTING LEADERS

YEAR	TOTAL BASES	DOUBLES	TRIPLES	HOME RUNS
2001	Abreu 319	Abreu 48	Rollins *12	Abreu 31
2002	Burrell 319	Abreu 50	Rollins *10	Burrell 37
2003	Thome 331	Rollins 42	Rollins 6	Thome *47
2004	Abreu 312	Abreu 47	Rollins #12	Thome 42
2005	Utley 293	Utley 39	Rollins 11	Burrell 32
2006	Howard *383	Rollins 45	Rollins 9	Howard *58
2007	Rollins 380	Utley 48	Rollins *20	Howard 47
2008	Howard 331	Utley 41	Rollins 9	Howard *48
2009	Howard 352	Rollins 43	Victorino 13	Howard 45
2010	Werth 295	Werth *46	Victorino 10	Howard 31
2011	Howard 272	Ibañez 31	Victorino #16	Howard 33
2012	Rollins 270	Rollins 33	Pierre 6	Rollins 23
2013	Brown 245	Rollins 36	Utley 6	Brown 27
2014	Byrd 263	Utley 36	Revere 7	Byrd 25
2015	Herrera/Howard ... 207	Herrera 30	Revere 6	Howard 23
2016	Franco 248	Galvis/Rupp 26	Hernández 11	Franco/Howard 25
2017	Herrera 238	Herrera 42	Galvis/Hernández ... 6	Franco 24
2018	Hoskins 277	Hoskins 38	Quinn 4	Hoskins 34
2019	Harper 292	Segura 37	Hoskins 5	Harper 35
2020	Gregorius 105	Bohm 11	four with 2	Harper 13
2021	Harper 300	Harper *42	Realmuto 4	Harper 35
2022	Schwarber 291	Hoskins 33	Realmuto 5	Schwarber *46
2023	Castellanos 298	Castellanos 37	Marsh 6	Schwarber 47
2024	Harper 289	Bohm 44	Castellanos/Sosa 4	Schwarber 38

* League leader # Tied for league lead

YEAR	STOLEN BASES	WALKS	RBI	AVERAGE
1883		Harbidge 24		Purcell268
1884		Manning 40		Manning271
1885		Manning 37		Mulvey269
1886		Fogarty 42	Mulvey 53	G. Wood273
1887	Fogarty 102	Fogarty * 82	Ferguson 85	Andrews325
1888	Fogarty 58	Fogarty 53	Farrar 53	Farrar244
1889	Fogarty *99	Fogarty 65	S. Thompson 111	S. Thompson296
1890	Hamilton *102	Allen 87	S. Thompson 102	Hamilton325
1891	Hamilton *115	Hamilton *102	S. Thompson 90	Hamilton *340
1892	Hamilton 56	Connor 116	S. Thompson 104	Hamilton330
1893	Hamilton 41	Allen 71	Delahanty *146	S. Thompson *380
1894	Hamilton *99	Hamilton *126	S. Thompson 141	S. Thompson404
1895	Hamilton *95	Hamilton #96	S. Thompson *165	Delahanty399
1896	Delahanty 37	Delahanty 62	Delahanty *126	Delahanty397
1897	Cooley 31	Delahanty/Nash 60	Lajoie 127	Delahanty377
1898	Delahanty 58	Flick 86	Lajoie *127	Delahanty334
1899	Thomas 42	Thomas 115	Delahanty *137	Delahanty *408
1900	Thomas 37	Thomas *115	Flick *110	Flick378
1901	Flick 30	Thomas *100	Delahanty 108	Delahanty354
1902	Thomas 17	Thomas *107	S. Barry 57	S. Barry287
1903	S. Barry 26	Thomas *107	Keister 63	Thomas327
1904	Thomas 28	Thomas *102	Magee 57	Titus294
1905	Magee 48	Thomas 93	Magee 98	Thomas317
1906	Magee 55	Thomas *107	Magee 67	Magee282
1907	Magee 46	Thomas *83	Magee *85	Magee328
1908	Magee 40	Titus 53	Bransfield 71	Bransfield304
1909	Magee 38	Titus 66	Magee 66	Bransfield292
1910	Magee 49	Magee 94	Magee *123	Magee *331
1911	Lobert 40	Knabe 94	Luderus 99	Luderus301
1912	Paskert 36	Paskert 91	Magee 72	Paskert315
1913	Lobert 41	Paskert 65	Cravath *128	Cravath341
1914	Lobert 31	Cravath 83	Magee *103	Becker325
1915	Whitted 24	Cravath *86	Cravath *115	Luderus315

* League leader # Tied for league lead

YEARLY BATTING LEADERS

YEAR	STOLEN BASES	WALKS	RBI	AVERAGE
1916	Whitted 29	Bancroft 74	Cravath 70	Cravath283
1917	Stock 25	Cravath 70	Cravath 83	Cravath/Whitted.. .280
1918	Stock 20	Bancroft/Cravath 54	Luderus 67	Luderus288
1919	Meusel 24	Luderus 54	Meusel 59	Meusel305
1920	C. Williams 18	Stengel 38	C. Williams 72	C. Williams325
1921	Meusel 8	C. Williams 30	C. Williams 75	C. Williams320
1922	Walker/Williams 11	C. Williams 74	C. Williams 92	Walker337
1923	Walker 12	Sand 82	C. Williams 114	Tierney317
1924	Harper 10	C. Williams 67	C. Williams 93	C. Williams328
1925	Harper 10	Sand 64	Harper 97	Harper349
1926	Huber 9	Sand 66	Leach 71	Leach329
1927	F. Thompson 19	C. Williams 61	C. Williams 98	Leach/Wrightstone.. .306
1928	F. Thompson 19	Hurst 68	Whitney 103	Leach304
1929	F. Thompson 16	Hurst 80	Klein 145	O'Doul *.398
1930	F. Thompson 7	O'Doul 63	Klein 170	Klein386
1931	Hurst 8	Hurst 64	Klein *121	Klein337
1932	Klein *20	Hurst 65	Hurst *143	Klein348
1933	Fullis 18	Bartell/Klein 56	Klein *120	Klein *.368
1934	Bartell 13	Bartell 64	Moore 93	Moore343
1935	Camilli 9	Camilli 65	Camilli 102	Moore323
1936	Chiozza 17	Camilli 116	Camilli 102	Moore328
1937	Scharein 13	Camilli 90	Camilli 80	Whitney341
1938	Scharein 11	Mueller/Weintraub 64	Arnovich 72	Martin298
1939	Arnovich 7	Arnovich 58	Arnovich 67	Arnovich324
1940	Mahan 4	May 58	Rizzo 53	May293
1941	Murtaugh *18	Etten 82	Etten 79	Etten311
1942	Murtaugh 13	Etten 67	Litwhiler 56	Litwhiler271
1943	Wasdell 6	Murtaugh 57	Northey 68	Dahlgren287
1944	Lupien 18	Adams 74	Northey 104	Northey288
1945	DiMaggio 12	DiMaggio 43	DiMaggio 84	Wasdell300
1946	Hughes/Wyrostek ... 7	Wyrostek 70	Ennis 73	Ennis313
1947	Walker 13	Wyrostek 61	Ennis 81	Walker *.363
1948	Ashburn *32	Ashburn 60	Ennis 95	Ashburn333
1949	Ashburn 9	Seminick 69	Ennis 110	Ennis302
1950	Ashburn 14	Seminick 68	Ennis *126	Ennis311
1951	Ashburn 29	Ennis 68	Jones 81	Ashburn344
1952	Ashburn 16	Ashburn 75	Ennis 107	Ennis/Waitkus289
1953	Ashburn 14	Jones 85	Ennis 125	Ashburn330
1954	Ashburn 11	Ashburn *125	Ennis 119	Ashburn313
1955	Ashburn 12	Ashburn 105	Ennis 120	Ashburn *.338
1956	Ashburn 10	Jones 92	Ennis/Lopata 95	Ashburn303
1957	Fernandez 18	Ashburn #94	Bouchee 76	Ashburn297
1958	Ashburn 30	Ashburn *97	Anderson 97	Ashburn *.350
1959	Ashburn 9	Ashburn 79	Post 94	Bouchee285
1960	Taylor 24	Del Greco 54	Herrera 71	Taylor287
1961	Gonzalez 15	Callison 69	Demeter 68	Gonzalez277
1962	Taylor 20	Dalrymple 70	Demeter 107	Demeter307
1963	Taylor 23	Gonzalez 53	Demeter 83	Gonzalez306
1964	Taylor 13	Allen 67	Callison 104	Allen318
1965	Allen 15	Allen 74	Callison 101	Rojas303
1966	White 16	Allen/White 68	Allen 110	Allen317
1967	Allen 20	Allen 75	Allen 77	Gonzalez339
1968	Taylor 22	Allen 74	Allen 90	Gonzalez264
1969	Taylor 19	Allen/Briggs 64	Allen 93	Allen288
1970	Bowa 24	Johnson 72	Johnson 89	Taylor301
1971	Bowa 28	Johnson 72	Montanez 99	McCarver278
1972	Bowa 17	Montanez 58	Luzinski 68	Luzinski281
1973	Bowa 10	Schmidt 62	Luzinski 97	Unser289
1974	Bowa 39	Schmidt 106	Schmidt 116	Montanez301
1975	Schmidt 29	Schmidt 101	Luzinski *120	Bowa/Cash305

* League leader # Tied for league lead

YEARLY BATTING LEADERS

YEAR	STOLEN BASES	WALKS	RBI	AVERAGE
1976	Bowa 30	Schmidt 100	Schmidt 107	Maddox330
1977	McBride 36	Schmidt 104	Luzinski 130	Luzinski309
1978	Maddox 33	Luzinski 100	Luzinski 101	Bowa294
1979	Maddox 26	Schmidt *120	Schmidt 114	Rose331
1980	Smith 33	Schmidt 89	Schmidt *121	McBride309
1981	Smith 21	Schmidt *73	Schmidt *91	Rose325
1982	Dernier 42	Schmidt *107	Schmidt 87	Diaz288
1983	Dernier 35	Schmidt *128	Schmidt 109	Matthews258
1984	Samuel 72	Schmidt 92	Schmidt #106	V. Hayes292
1985	Samuel 53	Schmidt 87	Wilson 102	Schmidt277
1986	Samuel 42	Schmidt 89	Schmidt *119	V. Hayes305
1987	M. Thompson 46	V. Hayes 121	Schmidt 113	M. Thompson302
1988	Samuel 33	Jeltz 59	Samuel 67	M. Thompson288
1989	Dykstra 30	V. Hayes 101	V. Hayes 78	Herr287
1990	Dykstra 33	Dykstra 89	V. Hayes 73	Dykstra325
1991	Dykstra 24	Kruk 67	Kruk 92	Kruk294
1992	Dykstra 30	Kruk 92	Daulton *109	Kruk323
1993	Dykstra 37	Dykstra *129	Daulton 105	Kruk316
1994	Dykstra 15	Dykstra 68	Daulton 56	Kruk302
1995	Dykstra/Eisenreich... 10	Daulton 55	C. Hayes 85	Jefferies306
1996	Morandini 26	Zeile 67	Santiago 85	Eisenreich361
1997	Morandini/Rolen ... 16	Rolen 76	Rolen 92	Morandini295
1998	Glanville 23	Rolen 93	Rolen 110	Abreu312
1999	Glanville 34	Abreu 109	Brogna 102	Abreu335
2000	Glanville 31	Abreu 100	Rolen 89	Abreu316
2001	Rollins #46	Abreu 106	Abreu 110	Anderson293
2002	Abreu/Rollins 31	Abreu 104	Burrell 116	Abreu308
2003	Abreu 22	Thome 111	Thome 131	Lieberthal313
2004	Abreu 40	Abreu 127	Abreu/Thome 105	Abreu301
2005	Rollins 41	Abreu 117	Burrell 117	Utley291
2006	Rollins 36	Howard 108	Howard *149	Howard313
2007	Rollins 41	Burrell 114	Howard 136	Utley332
2008	Rollins 47	Burrell 102	Howard *146	Victorino293
2009	Rollins 31	Werth 91	Howard #141	Victorino292
2010	Victorino 34	Werth 82	Howard 108	Polanco298
2011	Rollins 30	Howard 75	Howard 116	Victorino279
2012	Pierre 37	Rollins 62	Rollins/Ruiz 68	Rollins250
2013	Revere/Rollins 22	Rollins 59	Brown 83	Utley284
2014	Revere 49	Howard 67	Howard 95	Revere306
2015	Revere 24	Hernández 40	Howard 77	Herrera297
2016	Herrera 25	Hernández 66	Franco 88	Hernández294
2017	Hernández 15	Hernández 61	Franco 76	Hernández294
2018	Hernández 19	Santana 110	Hoskins 96	Franco270
2019	Harper/Kingery 15	Hoskins *116	Harper 114	Segura280
2020	Quinn 12	Harper *49	Gregorius 40	Gregorius284
2021	Harper/Realmuto 13	Harper 100	Harper 84	Harper309
2022	Realmuto 21	Schwarber 86	Schwarber 94	Bohm280
2023	Stott 31	Schwarber 126	Castellanos 106	Harper293
2024	Stott 32	Schwarber *106	Schwarber 104	Turner295

* League leader # Tied for league lead

STOLEN BASES

TEAM					INDIVIDUAL (Pct.)				
ATT	SB	CS	PCT	Year	Player	ATT	SB	CS	PCT
91	63	28	.692	1951	Richie Ashburn	35	29	6	.829
101	60	41	.594	1952	Richie Ashburn	27	16	11	.593
63	42	21	.667	1953	Richie Ashburn	20	14	6	.700
57	30	27	.526	1954	Richie Ashburn	19	11	8	.579
76	44	32	.579	1955	Richie Ashburn	22	12	10	.545
68	45	23	.662	1956	Richie Ashburn	11	10	1	.909
83	57	26	.687	1957	Chico Fernandez	23	18	5	.783
84	51	33	.607	1958	Richie Ashburn	42	30	12	.714
85	39	46	.459	1959	Richie Ashburn	20	9	11	.450
93	45	48	.484	1960	Tony Taylor	37	26	11	.703
86	56	30	.651	1961	Tony Gonzalez	20	15	5	.750
121	79	42	.653	1962	Tony Taylor	29	20	9	.690
95	56	39	.589	1963	Tony Taylor	32	23	9	.719
65	30	35	.462	1964	Tony Taylor	20	13	7	.650
78	46	32	.590	1965	Dick Allen	17	15	2	.882
98	56	42	.571	1966	Bill White	22	16	6	.727
141	79	62	.560	1967	Dick Allen	25	20	5	.800
109	58	51	.532	1968	Tony Taylor	27	22	5	.815
122	73	49	.598	1969	Tony Taylor	29	19	10	.655
136	72	64	.529	1970	Larry Bowa	36	24	12	.667
102	63	39	.618	1971	Larry Bowa	39	28	11	.718
92	42	50	.457	1972	Larry Bowa	26	17	9	.654
86	41	45	.477	1973	Larry Bowa	16	10	6	.625
98	51	47	.520	1974	Larry Bowa	50	39	11	.780
173	115	58	.665	1975	Mike Schmidt	41	29	12	.707
183	126	57	.689	1976	Larry Bowa	38	30	8	.789
197	127	70	.645	1977	Larry Bowa	35	32	3	.914
203	135	68	.665	1978	Garry Maddox	40	33	7	.825
210	152	58	.724	1979	Garry Maddox	39	26	13	.667
204	128	76	.627	1980	Lonnie Smith	46	33	13	.717
212	140	62	.660	1981	Lonnie Smith	31	21	10	.677
151	103	48	.682	1982	Bob Dernier	54	42	12	.778
204	128	76	.627	1983	Bob Dernier	42	35	7	.833
246	186	60	.756	1984	Juan Samuel	87	72	15	.809
173	122	51	.705	1985	Juan Samuel	72	53	19	.736
212	153	59	.722	1986	Milt Thompson	23	19	4	.826
160	111	49	.694	1987	Milt Thompson	56	46	10	.821
160	111	49	.694	1987	Milt Thompson	56	46	10	.821

MOST BY TWO TEAMMATES

120	Juan Samuel (72), Von Hayes (48) – 1984
83	Jimmy Rollins (47), Shane Victorino (36) – 2008
82	Jimmy Rollins (46), Bobby Abreu (36) – 2001
81	Milt Thompson (46), Juan Samuel (35) – 1987
80	Sherry Magee (49), Johnny Bates (31) – 1910
78	Jimmy Rollins (41), Shane Victorino (37) – 2007
77	Ben Revere (49), Jimmy Rollins (28) – 2014

MOST BY THREE TEAMMATES

147	Juan Samuel (72), Von Hayes (48), Jeff Stone (27) – 1984
110	Jimmy Rollins (46), Bobby Abreu (36), Doug Glanville (28) – 2001
106	Roy Thomas (37), Elmer Flick (35), Jimmy Slagle (34) – 1900
105	Sherry Magee (49), Johnny Bates (31), Eddie Grant (25) – 1910

STOLEN BASES

TEAM					INDIVIDUAL (Pct.)				
ATT	SB	CS	PCT	Year	Player	ATT	SB	CS	PCT
161	112	49	.696	1988	Juan Samuel	43	33	10	.767
156	106	50	.679	1989	Von Hayes	35	28	7	.800
143	108	35	.755	1990	Lenny Dykstra	38	33	5	.868
122	92	30	.754	1991	Lenny Dykstra	28	24	4	.857
158	127	31	.804	1992	Lenny Dykstra	35	30	5	.857
123	91	32	.740	1993	Lenny Dykstra	49	37	12	.755
91	67	24	.736	1994	Lenny Dykstra	19	15	4	.789
97	72	25	.742	1995	Jim Eisenreich	10	10	0	1.000
158	117	41	.741	1996	Mickey Morandini	31	26	5	.838
148	92	56	.622	1997	Rico Brogna	15	12	3	.800
142	97	45	.683	1998	Doug Glanville	29	23	6	.793
160	125	35	.781	1999	Doug Glanville	36	34	2	.944
132	102	30	.773	2000	Doug Glanville	39	31	8	.795
200	153	47	.765	2001	Jimmy Rollins	54	46	8	.852
147	104	43	.727	2002	Bobby Abreu	43	31	12	.721
101	72	29	.713	2003	Marlon Byrd	11	10	1	.917
127	100	27	.787	2004	Bobby Abreu	45	40	5	.889
108	82	26	.759	2005	Kenny Lofton	25	22	3	.880
117	92	25	.786	2006	Jimmy Rollins	40	36	4	.900
157	138	19	.879	2007	Michael Bourn	19	18	1	.947
161	136	25	.845	2008	Jayson Werth	21	20	1	.952
147	119	28	.810	2009	Chase Utley	23	23	0	1.000
129	108	21	.837	2010	Jimmy Rollins	18	17	1	.944
120	96	24	.800	2011	Shane Victorino	22	19	3	.864
139	116	23	.835	2012	Jimmy Rollins	35	30	5	.857
102	73	29	.716	2013	Jimmy Rollins	28	22	6	.786
135	109	26	.807	2014	Chase Utley	11	10	1	.909
120	88	32	.733	2015	Ben Revere	29	24	5	.828
141	96	45	.681	2016	Odúbel Herrera	32	25	7	.781
84	59	25	.702	2017	César Hernández	20	15	5	.750
95	69	26	.726	2018	César Hernández	25	19	6	.760
96	78	18	.813	2019	Bryce Harper	18	15	3	.833
43	35	8	.814	2020	Roman Quinn	12	12	0	1.000
96	77	19	.802	2021	B. Harper/J.T. Realmuto	16	13	3	.813
133	105	28	.789	2022	J.T. Realmuto	22	21	1	.955
167	141	26	.844	2023	Trea Turner	30	30	0	1.000
178	148	30	.831	2024	Bryson Stott	35	32	3	.914

HITTING

SEASON LEADERS BY POSITION

Pos.	Player	SB	Year
P	Johnny Lush	6	1906
C	J.T. Realmuto	21	2022
1B	Kitty Bransfield	30	1908
2B	Juan Samuel	72	1984
SS	Jimmy Rollins	47	2008
3B	Hans Lobert	41	1913
LF	Sherry Magee	55	1906
CF	Ben Revere	49	2014
RF	Bobby Abreu	40	2004
DH	Bryce Harper	9	2022

MOST STEALS, ONE GAME

- 11 7/12/1906 at STL (Sherry Magee 4, Kid Gleason 2, Red Dooan, Mickey Doolan, Johnny Lush, Roy Thomas and John Titus 1)
- 10 8/31/1906 vs NYG (Sherry Magee 4, Kitty Bransfield, Mickey Doolan, Kid Gleason, Paul Sentelle, Roy Thomas and John Titus 1)

MOST PLAYERS WITH 20 STEALS

- 6 1908 — Sherry Magee, Kitty Bransfield, Eddie Grant, Otto Knabe, John Titus, Red Dooan
- 4 1900 — Roy Thomas, Elmer Flick, Jimmy Slagle, Nap Lajoie
- 1901 — Elmer Flick, Ed Delahanty, Roy Thomas, Monte Cross
- 1909 — Sherry Magee, Eddie Grant, John Titus, Johnny Bates
- 1910 — Sherry Magee, Johnny Bates, Eddie Grant, John Titus
- 1911 — Hans Lobert, Dode Paskert, Otto Knabe, Sherry Magee
- 1916 — Possum Whitted, Dode Paskert, Milt Stock, Bert Niehoff
- 1979 — Garry Maddox, Bake McBride, Larry Bowa, Pete Rose
- 2009 — Jimmy Rollins, Shane Victorino, Chase Utley, Jayson Werth

RUNS, HITS – GAME

Since 1900

MOST RUNS, GAME

PHILLIES

Runs	Date
26	6/11/1985 vs NYM
23	7/13/1900 at PIT
23	8/25/1922 at CHI
23*	5/17/1979 at CHI
22	7/6/2009 vs CIN
21	5/15/1911 vs CIN
21	9/14/1920 vs CIN
21	7/3/1999 vs CHI
20	5/11/1900 at CIN
20	9/6/1900 vs CHI
20	5/11/1923 vs STL
20	5/26/2008 vs COL
20	6/13/2008 at STL
20	4/7/2018 vs MIA
19	6/24/1901 vs CIN
19	5/11/1911 vs PIT
19	5/22/1937 at CIN
19	9/12/1961 at LAD
19	6/23/1986 vs CHI
19	7/1/2023 vs WSH
18	14 times; last: 8/31/2022 at ARI

OPPONENTS

Runs	Date
28	7/6/1929 vs STL
26	8/25/1922 at CHI
24	5/13/1902 at CIN
24	9/2/1925 vs NYG
24	8/16/2018 vs NYM (gm 1)
23	9/16/1926 vs STL
23	7/11/1931 vs NYG
22	6/1/1923 vs NYG
22	9/6/1930 at BKN
22	9/23/1939 vs BKN
22*	5/17/1979 at CHI
22	9/4/1999 vs CIN
21	7/13/1923 vs CIN
21	8/11/1926 vs CIN
21	6/5/1929 at CIN
21	6/23/1930 at CHI
21	8/4/1934 vs NYG
21	5/9/1937 vs CIN
21	5/5/1938 at CHI

MOST RUNS, SHUTOUT GAME

PHILLIES

Runs	Date
18	7/11/1910 at PIT
18	8/10/1930 at CIN
18	7/14/1934 vs CIN (gm 1)
17	5/20/1951 at PIT
16	9/10/1963 vs HOU
15	7/3/1928 at BOS
15	5/22/1936 at NYG
14	6/13/1922 vs STL
14	9/16/2003 vs FLA
13	9/5/1910 vs BOS
13	9/8/1913 at BOS
13	6/12/1915 at CHI
13	5/16/1979 at CHI
13	6/19/1994 at MTL
13	8/14/2006 vs NYM

OPPONENTS

Runs	Date
17	9/25/2016 at NYM
16	5/4/1929 vs CHI
15	4/30/1918 vs NYG
15	6/12/1935 vs CHI
15	9/26/1944 vs CHI
15	8/16/1952 at BKN
14	7/4/1942 vs BKN
14	8/6/1980 vs STL
14	9/27/1981 at CHI
14	9/26/2018 at COL
13	8/8/1911 at PIT
13	9/4/1920 at NYG
13	7/4/1945 vs PIT
13	8/17/1977 at MTL
13	6/1/2007 vs SF
13	4/15/2023 at CIN

MOST HITS, GAME

PHILLIES

Hits	Date
27*	7/23/1930 vs PIT (gm 2)
27	6/11/1985 vs NYM
26	8/25/1922 at CHI
26	7/17/2007 at LAD
25	6/24/1901 vs CIN
24*	4/17/1976 at CHI
24*	5/17/1979 at CHI
24*	5/19/1990 at LAD
24	8/31/2022 at ARI
23	10 times; last: 4/16/2023 at CIN

OPPONENTS

Hits	Date
30	9/2/1925 vs NYG (gm 2)
28	5/13/1902 at CIN
28	7/6/1929 vs STL (gm 2)
28	7/11/1931 vs NYG
27	8/8/1922 vs PIT
27	9/23/1939 vs BKN
26	7/10/1930 vs NYG
26	9/23/1930 vs STL
26*	5/17/1979 at CHI

* Extra-inning game

BIG INNINGS

MOST RUNS, INNING – SORTED BY RUNS

PHILLIES

Runs	Inning	Date
13	4th	4/13/2003 at CIN
12	6th	7/21/1923 vs CHI (gm 1)
12	1st	4/8/2017 vs WSH
11	2nd	7/14/1934 vs CIN (gm 1)
11	7th	7/15/1972 at SF
11	3rd	9/24/1981 at STL
11	8th	9/22/1999 at MIL
10	9th	7/4/1891 at CLE (gm 1)
10	5th	7/20/1938 at PIT (gm 1)
10	7th	6/20/1943 at BOS (gm 1)
10	8th	9/4/1944 vs NYG (gm 2)
10	1st	8/13/1948 vs NYG
10	8th	6/2/1949 vs CIN
10	3rd	6/15/1962 vs CIN
10	1st	8/5/1975 vs CHI
10	8th	8/21/1984 at SF
10	1st	6/2/2002 vs MTL
10	9th	9/17/2005 at FLA
10	1st	7/6/2009 vs CIN
10	1st	4/16/2019 vs NYM

OPPONENTS

Runs	Inning	Date
14	4th	8/25/1922 at CHI
12	3rd	9/16/1926 vs STL (gm 1)
12	6th	8/21/1935 vs CHI (gm 2)
12	8th	5/5/1938 at CHI
12	8th	5/24/1953 vs BKN
12	8th	5/31/1975 vs HOU
11	9th	8/4/1934 vs NYG (gm 2)
11	7th	5/5/1946 at CHI (gm 1)
11	2nd	8/11/2015 at ARI
10	2nd	8/25/1922 at CHI
10	1st	7/6/1929 vs STL (gm 2)
10	5th	7/6/1929 vs STL (gm 2)
10	3rd	7/10/1930 vs NYG
10	5th	6/13/1937 vs CHI (gm 1)
10	5th	8/3/1969 vs CIN
10	7th	6/11/1974 at HOU
10	1st	6/8/1989 vs PIT
10	5th	8/16/2018 vs NYM (gm 1)
10	2nd	8/30/2020 vs ATL

MOST RUNS, INNING – SORTED BY INNING

PHILLIES

Runs	Date	Inning
12	4/8/2017 vs WSH	1st
11	7/14/1934 vs CIN (gm 1)	2nd
11	9/24/1981 at STL	3rd
13	4/13/2003 at CIN	4th
10	7/20/1938 at PIT (gm 1)	5th
12	7/21/1923 vs CHI (gm 1)	6th
11	7/15/1972 at SF	7th
11	9/22/1999 at MIL	8th
10	7/4/1891 at CLE (gm 1)	9th
10	9/17/2005 at FLA	10th
5	9/16/1930 vs PIT	10th
5	5/6/1960 at LAD	10th
5	8/22/2004 at MIL	10th
6	5/31/1967 at LAD	11th
4	9/17/1989 vs STL (gm 1)	12th
4	5/15/2009 at WSH	12th
5	6/16/2014 at ATL	13th
5	8/19/1916 at CIN	14th
3	7/21/1956 at MIL	15th
3	6/28/1961 vs SF	15th
3	8/11/1980 at CHI	15th
3	9/29/1980 vs CHI	15th
3	7/24/2018 vs LAD	16th
3	6/27/2003 at BAL	17th
2	9/15/1950 vs CIN (gm 2)	18th
3	4/30/1919 vs BKN	19th
2	7/7/1993 vs LAD	20th

OPPONENTS

Runs	Date
10	7/6/1929 vs STL (gm 2)
10	5/22/1934 vs PIT
10	6/8/1989 vs PIT
11	8/11/2015 at ARI
12	9/16/1926 vs STL (gm 1)
14	8/25/1922 at CHI
10	7/6/1929 vs STL (gm 2)
10	6/13/1937 vs CHI (gm 1)
10	8/3/1969 vs CIN
12	8/21/1935 vs CHI (gm 2)
11	5/5/1946 at CHI (gm 1)
12	5/5/1938 at CHI
12	5/24/1953 vs BKN (none out)
12	5/31/1975 vs HOU
11	8/4/1934 vs NYG (gm 2)
9	8/24/1947 vs CIN (gm 1)
9	5/28/1995 vs SD
7	6/10/1984 vs PIT
7	6/20/2017 vs STL
7	5/8/1949 vs CIN (gm 1)
3	5/15/1946 vs CHI
3	6/12/2009 vs BOS
5	5/9/1970 vs LAD
5	8/26/1919 vs CIN (gm 2)
2	8/24/2010 vs HOU
5	9/13/1974 vs STL
5	8/24/13 vs ARI
3	4/30/1919 vs BKN

INDIVIDUAL BATTING RECORDS

Since 1900; 9 innings, unless indicated (“Fewest” records do not include shortened seasons)

KEY: (ML) Major League record; (MLT) Major League record tied; (NL) National League record; (NLT) National League record tied

MOST YEARS

Career—18, Mike Schmidt

MOST GAMES

Season—163, Pete Rose, 1979

Rookie—162, Dick Allen, 1964 (NLT)

Career—2,404, Mike Schmidt

Consecutive—730, Richie Ashburn, 6/7/50-ended with 1955 opener; 533, Fred Luderus, 6/2/1916-ended with 1920 opener

MOST AT-BATS

Inning—Unknown

Game—7, Russ Wrightstone, 8/25/1922 vs CHI; Rick Schu, 6/11/1985 vs NYM; Juan Samuel, 6/11/1985 vs NYM; Jimmy Rollins, 7/15/2006 at SF; Shane Victorino, 7/17/2007 at LAD and 6/13/2008 at STL; Bryson Stott, 4/16/2023 at CIN (MLT)

Extra-inning game—10, Del Ennis, 9/15/1950 vs CIN (gm 2) (19 inn.); Dave Bancroft, 4/30/1919 vs BKN (20 inn.)

Season—716, Jimmy Rollins, 2007 (ML)

Rookie—701, Juan Samuel, 1984 (ML)

Career—8,628, Jimmy Rollins

No hits, pitcher, season—31, Don Carman, 1986; 30, Rick Wise, 1966

MOST RUNS SCORED

Inning—2, held by many; last: Trea Turner, 8/19/2023 at WSH, 8th (NLT)

Game—5, John Titus, 6/4/1912 vs PIT; Denny Sothorn, 6/6/1930 vs CIN; Lou Chiozza, 4/19/1935 vs NYG; Don Demeter, 9/12/1961 at LAD; John Kruk, 8/10/1989 at CHI; Mariano Duncan, 5/3/1992 at SF; Jimmy Rollins, 8/2/2006 at STL; Shane Victorino, 7/6/2009 vs CIN

Season—158, Chuck Klein, 1930 (NL)

Rookie—125, Dick Allen, 1964

Career—1,506, Mike Schmidt

Consecutive game streak—15, Lenny Dykstra, 1993

MOST HITS

Inning—2, held by many; last: Weston Wilson, 8/15/2024 vs WSH, 4th (NLT)

Game—6, Connie Ryan, 4/16/1953 at PIT (4 1B, 2 2B)

First game—4, Edwin Freed, 9/11/1942 vs CIN (1B, 2 2B, 3B) (MLT)

Season—254, Lefty O'Doul, 1929 (LH) (NLT); 213, Dave Cash, 1975 (RH)

Rookie—201, Dick Allen, 1964

Career—2,306, Jimmy Rollins

Consecutive hits—9, Dick Sisler, 1950; Eddie Waitkus, 1950; Dave Philley, 1958-59; Jayson Werth, 2007

Consecutive pinch-hits—9, Dave Philley, 1958-59 (NL)

Consecutive game hit streak—38, Jimmy Rollins, 2005-06

Consecutive game hit streak, single season—36, Jimmy Rollins, 2005

Consecutive game hit streak, rookie—23, Goldie Rapp, 1921; Richie Ashburn, 1948

MOST SINGLES

Inning—2, held by many; last: Trea Turner, 4/16/2023 at CIN, 1st (MLT)

Game—5, held by many; last: Juan Pierre, 9/20/2012 at NYM

Season—181, Lefty O'Doul, 1929 & Richie Ashburn, 1951 (LH); 167, Dave Cash, 1974 (RH)

Rookie—134, Fresco Thompson, 1927 (RH); 131, Richie Ashburn, 1948 (LH)

Career—1,811, Richie Ashburn

MOST DOUBLES

Inning—2, Rick Schu, 10/3/1985, 3rd, at MTL; J.T. Realmuto, 4/16/2019 vs NYM, 1st (MLT)

Game—4, Gavvy Cravath, 8/8/1915 at CIN and 6/23/1919 vs BOS; Denny Sothorn, 6/6/1930 vs CIN; Dick Bartell (consecutive), 4/25/1933 vs BOS; Willie Jones (consecutive), 4/20/1949 at BOS (MLT)

Season—59, Chuck Klein, 1930 (LH); 48, Dick Bartell, 1932 (RH)

Rookie—39, Kiddo Davis, 1932

Career—479, Jimmy Rollins

MOST TRIPLES

Inning—1, held by many

Game—3, Harry Wolverton, 7/13/1900 at PIT (MLT)

Season—20, Jimmy Rollins, 2007

Rookie—19, Juan Samuel, 1984

Career—127, Sherry Magee

MOST HOME RUNS

Inning—2, Andy Seminick, 6/2/1949 vs CIN, 8th; Von Hayes, 6/11/1985 vs NYM, 1st; Trea Turner, 8/19/2023 at WSH, 8th (MLT)

Game—3, 25 times, last: Kyle Schwarber, 9/3/2024 at TOR

Extra-inning game—4, Chuck Klein, 7/10/1936 at PIT (10 inn.); Mike Schmidt, 4/17/1976 at CHI (10 inn.) (consecutive) (MLT)

Game, pitcher—2, Jack Knight, 6/24/1926 at NYG (gm 1); Phil Collins, 7/22/1930 vs PIT; Rick Wise, 6/23/1971 at CIN and 8/28/1971 vs SF; Larry Christenson, 9/5/1976 vs NYM; Randy Lerch, 9/30/1978 at PIT; Robert Person, 6/2/2002 vs MTL; Randy Wolf, 8/11/2004 vs COL

Consecutive games—5, Dick Allen, 1969; Mike Schmidt, 1979; Bobby Abreu, 2005; Chase Utley, 2008 (2x); Rhys Hoskins, 2017; Odúbel Herrera, 2018; Trea Turner, 2023

Consecutive games, pitcher—4, Ken Brett, 6/9-13-18-23/1973 (ML)

3 consecutive games—6, Mike Schmidt, 4/17-18-20/1976

4 consecutive games—7, Mike Schmidt, 4/17-18-20-21/1976

5 consecutive games—7, Mike Schmidt, 7/6-7-8-9-10/1979

First ML at-bat—Emmett Mueller, 4/19/1938 vs BKN; Eddie Sanicki, 9/14/1949 at PIT; Ricky Jordan, 7/17/1988 vs HOU; Marlon Anderson, 9/8/1998 vs NYM; Weston Wilson, 8/9/2023 vs WSH

Season—58, Ryan Howard, 2006 (LH); 48, Mike Schmidt, 1980 (RH)

Rookie—30, Willie Montanez, 1971 (LH); 29, Dick Allen, 1964 (RH)

Career—548, Mike Schmidt

At home, season—29, Chuck Klein, 1932; Ryan Howard, 2006

On road, season—29, Mike Schmidt, 1979; Ryan Howard, 2006

At home, career—265, Mike Schmidt

On road, career—283, Mike Schmidt

Grand slams, game—1, held by many; last: Kyle Schwarber, 8/14/2024 vs MIA

Grand slams, extra-inning game—11 players; last: Brad Miller, 7/29/2021 vs WSH (gm 2, 8th inn.), 11-8 W

Grand slams, pitcher, game—1, 11 times, last: Robert Person, 6/2/2002 vs MTL (Chen)

Grand slams, season—4, Vince DiMaggio, 1945

Grand slams, career—15, Ryan Howard

Multi-HR games, season—8, Kyle Schwarber, 2022 (LH)

Home runs in consecutive at-bats—4, Deron Johnson, 7/10 (1) & 7/11/1971 (3) vs MTL; Mike Schmidt, 4/17/1976 at CHI (10 inn.); Mike Schmidt, 7/6 (1) & 7/7/1979 (3) vs SF; Benito Santiago, 9/14 (1) & 9/15/1996 (3) at CHI (MLT)

INDIVIDUAL BATTING RECORDS

Home runs, 1st two batters, game—Juan Samuel & Von Hayes, 7/29/1984 vs MTL (Gullikson); Gary Redus & Juan Samuel, 7/7/1986 vs ATL (Palmer); Lenny Dykstra & Mickey Morandini, 4/16/1996 at MTL (Paniagua); Jimmy Rollins & Placido Polanco, 9/9/2004 at ATL (Ortiz); Jimmy Rollins & Wil Nieves, 5/18/2014 vs CIN; Kyle Schwarber & Trea Turner, 4/17/2024 vs COL

Home runs from both sides of the plate, game—Steve Jeltz, 6/8/1989 vs PIT; Tomas Perez, 7/24/2001 vs MTL; Jimmy Rollins, 8/12/2006 vs CIN & 7/20/2011 at CHI; Freddy Galvis, 6/4/2017 vs SF

Winning 1-0, extra-inning game—1, held by two: Ron Northey, 6/22/1944 at BOS, 1st game, 15th & Juan Samuel, 8/20/1986 at SF, 10th

MOST EXTRA-BASE HITS

Inning—2, held by many; last: Trea Turner, 8/19/2023 at WSH, 8th (HR, HR) (MLT)

Game—4, held by several; last: Kyle Schwarber, 9/3/2024 at TOR (2B, 3 HR)

Season—107, Chuck Klein, 1930 (LH) (NLT); 88, Jimmy Rollins, 2007 (SW); 81, Mike Schmidt, 1980 (RH)

MOST TOTAL BASES

Inning—8, Andy Seminick, 6/2/1949, 8th, vs CIN; Von Hayes, 6/11/1985, 1st, vs NYM; Trea Turner, 8/19/2023 at WSH, 8th (MLT)

Game—15, Kyle Schwarber, 9/3/2024 at TOR

Extra-inning game—17, Mike Schmidt, 4/17/1976 at CHI (10 inn.)

Season—445, Chuck Klein, 1930 (LH); 380, Jimmy Rollins, 2007 (SW); 352, Dick Allen, 1964 (RH)

Rookie—352, Dick Allen, 1964

Career—4,404, Mike Schmidt

MOST RUNS BATTED IN

Inning—5, Von Hayes, 6/11/1985 vs NYM, 1st; Bobby Abreu, 7/24/2003 at CHI, 6th; Chase Utley, 9/2/2010 at COL, 7th

Two consecutive innings—7, Del Ennis, 7/27/1950 vs CHI, 7th/8th; Jayson Werth, 5/16/2008 vs TOR, 2nd/3rd

Game—8, Kitty Bransfield, 7/11/1910 at PIT; Gavvy Cravath, 8/8/1915 at CIN; Willie Jones, 8/20/1958 at STL; Mike Schmidt, 4/17/1976 at CHI (10 inn.); Jayson Werth, 5/16/2008 vs TOR

Consecutive RBI games—10, Pinky Whitney, 1931; Bobby Abreu, 2005; Trea Turner, 2023

Series, any length—13, done 3 times; last: Carlos Santana, 5/7-10/2018 vs SF

Season—170, Chuck Klein, 1930 (LH); 130, Greg Luzinski, 1977 (RH)

Rookie—103, Pinky Whitney, 1928

Career—1,595, Mike Schmidt

MOST SACRIFICE HITS

Game—3, done 15 times; last: Cliff Lee, 5/11/2013 at ARI

Season—43, Kid Gleason, 1905 (RH) (NL)

MOST SACRIFICE FLIES

Game—2, held by several; last: Alec Bohm, 5/19/2024 vs WSH

Season—13, Willie Montanez, 1971 (LH); Mike Schmidt, 1980 (RH)

Rookie—13, Willie Montanez, 1971 (MLT)

Career—108, Mike Schmidt

MOST WALKS

Inning—2, held by many; last: Andrew McCutchen, 7/10/2021 at BOS, 8th (MLT)

Game—5, Dick Allen, 8/16/1968 vs SF; Von Hayes, 6/6/1990 at STL; Ryan Howard, 7/30/2006 vs FLA (gm 1) (NLT)

Extra-inning game—5, Andy Seminick, 9/30/1951 vs BKN (14 inn.); Richie Ashburn, 7/16/1954 at CIN (gm 1) (10 inn.)

Doubleheader—6, Clay Dalrymple, 7/4/1967 vs HOU (19 inn.) (NLT)

Season—129, Lenny Dykstra, 1993 (LH); 128, Mike Schmidt, 1983 (RH); 110, Carlos Santana, 2018 (SW)

Rookie—84, Ed Bouchee, 1957

Career—1,507, Mike Schmidt

MOST INTENTIONAL WALKS (since 1955)

Inning—1, held by many

Game—3, done 9 times; last: Bryce Harper, 9/23/2020 at WSH

Season—37, Ryan Howard, 2006

Rookie—14, Willie Montanez, 1971 (NL)

Career—201, Mike Schmidt

MOST HIT BY PITCH

Inning—1, held by many

Game—3, Chase Utley, 4/8/2008 at NYM

Season—27, Chase Utley, 2008 (LH)

MOST STRIKEOUTS

Inning—2, held by many; last: Johan Rojas, 7/16/2023 vs SD (6th)

Game—5, Dick Allen, 6/28/1964 at STL (gm 1); Larry Hise, 5/28/1970 at MTL; Scott Rolen, 8/23/1999 vs SD; Bryson Stott, 4/16/2022 at MIA (MLT); Darren Daulton, 4/16/1991 at CHI (13 inn.); Jim Thome, 7/2/2004 vs BAL (16 inn.); Pat Burrell, 9/16/2008 at ATL; Ryan Howard, 8/24/2010 vs HOU (16 inn.); Roman Quinn, 9/24/2016 at NYM; Odúbel Herrera, 5/25/2017 vs COL (11 inn.)

Consecutive—9, Wayne Twitchell, 1973 (pitcher)

Season—215, Kyle Schwarber, 2023 (LH); 185, Marlon Byrd, 2014 (RH)

Rookie—168, Juan Samuel, 1984

Fewest, season—8, Emil Verban, 1947

Career—1,883, Mike Schmidt

MOST STOLEN BASES

Inning—Unknown

Game—4, Sherry Magee, 7/12/1906 at STL and 8/31/1906 vs NYG; Garry Maddox, 5/29/1978 vs PIT; Jayson Werth, 5/12/2009 vs LAD

Consecutive, single season—35, Jimmy Rollins, 2001

Consecutive, multi-season—39, Jimmy Rollins, 2007-08

2nd, 3rd, home, inning—Sherry Magee, 7/12/1906 at STL, 9th; Pete Rose, 5/11/1980 at CIN, 7th; Jayson Werth, 5/12/2009 vs LAD, 7th

Steal of home, game—2, Sherry Magee, 7/20/1912 at CHI (MLT)

Season—72, Juan Samuel, 1984

Rookie—72, Juan Samuel, 1984

Career—453, Jimmy Rollins

HIGHEST BATTING AVERAGE

Season—.398, Lefty O'Doul, 1929

Rookie—.333, Richie Ashburn, 1948

Career—.326, Chuck Klein

HIGHEST SLUGGING PERCENTAGE

Season—.687, Chuck Klein, 1930

Rookie—.557, Dick Allen, 1964

Career—.553, Chuck Klein (LH); .530, Dick Allen (RH)

MOST GROUNDED INTO DOUBLE PLAYS (since 1933)

Game—3, done 8 times; last: Nick Castellanos, 9/5/2023 at SD

Season—25, Del Ennis, 1950; Ted Sizemore, 1977

Fewest, season—1, Richie Ashburn, 1948; David Dellucci, 2006

TEAM BATTING RECORDS

Since 1900; 9 innings, unless indicated (“Fewest” records do not include shortened seasons)

KEY: (ML) Major League record; (MLT) Major League record tied; (NL) National League record; (NLT) National League record tied

NUMBER OF BATTERS

Most, season—49, 1996

Fewest, season—20, 2023

MOST AT-BATS

Plate appearances, inning—Unknown

Plate appearances, game—66, 8/25/1922 vs CHI (MLT); 77, vs CIN, 5/25/2011 (19 inn.)

Game—69, 7/7/1993 vs LA (20 inn.); 53, 8/25/1922 vs CHI

Season—5,688 in 2007 (162 games); 5,667 in 1930 (156 games) (ML record for less than 162 games)

MOST RUNS

Inning—13, 4/13/2003 at CIN, 4th

Inning, opponent—14, 8/25/1922 at CHI, 4th

Consecutive scoreless innings—42.0, 5/18-25/1983

Game—26, 6/11/1985 vs NYM; W 26-7

Game, opponent—28, STL at PHI 6, 7/6/1929 (gm 2) (NL)

Opening game—19, 4/19/1900 vs BOS (10 inn.); W 19-17 (NL)

Shutout game—PHI 18, PIT 0, 7/11/1910; PHI 18, CIN 0, 8/10/1930; PHI 18, CIN 0, 7/14/1934

Shutout game, opponent—NYM 17, PHI 0, 9/25/2016

Most players scoring run, game—13, at CHI, 8/25/1922

Season—944 in 1930 (156 games)

Fewest, season—394 in 1942 (151 games)

MOST HITS

Inning—Unknown

Game—27, 6/11/1985 vs NYM

Game, opponent—30, 9/2/1925 vs NYG (gm 2)

Consecutive, start of game, none out—8, 8/5/1975 vs CHI (MLT)

Season—1,783 in 1930 (156 games) (ML)

Fewest, season—1,113 in 1907 (149 games)

MOST SINGLES

Inning—Unknown

Game—21, 7/25/1900 vs CIN

Season—1,268 in 1930 (156 games)

MOST DOUBLES

Inning—Unknown

Game—11, vs CHI, 6/23/1986 (since 1917)

Season—345 in 1930 (156 games)

MOST TRIPLES

Inning—Unknown

Game—5, 8/2/1986 vs CHI (since 1917)

Season—82 in 1900 (141 games) and 1905 (155 games)

MOST HOME RUNS

Inning—5, 6/2/1949 vs CIN, 8th; Andy Seminick 2, Willie Jones, Schoolboy Rowe, Del Ennis (MLT)

—4, 8/17/1985 at CHI, 7th; Juan Samuel, Glenn Wilson, Mike Schmidt (Von Hayes strikes out), Darren Daulton

Game—7, 9/8/1998 vs NYM, 7/26/2018 at CIN and 6/1/2021 at CIN

Game, opponent—9, 9/4/1999 vs CIN

Most consecutive games, one home run—18 in 2008

Most consecutive games, no home runs—30 in 1918

Season, total—224 in 2009 (162 games)

Season, home—123 in 2019

Grand slams, inning—1, many times

Grand slams, game—2, 4/28/1921 vs BOS (Ralph Miller, Lee Meadows); 8/18/1997 vs SF (Billy McMillon, Mike Lieberthal); 9/9/2003 at ATL (Tomas Perez, Jason Michaels) (MLT); 4/27/2009 vs WSH (Ryan Howard and Raúl Ibañez); 4/7/2018 vs MIA (Maikel Franco and Aaron Altherr)

Grand slams, season—11 in 2009

MOST EXTRA-BASE HITS

Inning—7, 6/2/1949 vs CIN, 8th inn.; 7/6/1986 vs CIN, 3rd inn. (MLT)

Game—15, 6/23/1986 vs CHI (NLT)

Game, opponent—15, 8/24/2015 vs NYM

MOST TOTAL BASES

Inning—26, 6/2/1949 vs CIN, 8th (5 HR, 1 3B, 1 2B, 1 1B)

Game—46, 7/17/2007 at LAD

Game, extra innings—48, 5/17/1979 at CHI (10 inn.)

Game, opponent—51, 8/24/2015 vs NYM

Season—2,605 in 2007 (162 games); 2,594 in 1930 (156 games)

MOST RUNS BATTED IN

Inning—Unknown

Game—25, 6/11/1985 vs NYM

Season—884 in 1930 (156 games)

MOST SACRIFICE HITS

Inning—3, 9/23/1967 vs LA, 7th (MLT)

Game—6, done 4 times; last: 8/19/1922 at STL

Season—277 in 1909

MOST SACRIFICE FLIES

Inning—2, many times; last: 9/6/2024 at MIA, 9th

Game—3, many times; last: 7/19/2017 at MIA

Season—74 in 1977 (162 games)

MOST WALKS

Inning—Unknown

Game—14, 7/6/1918 at CIN

Game, extra innings—18, 7/2/2004 vs BAL (16 inn.) (NL)

Season—665 in 1993 (162 games); 652 in 1955 (154 games)

MOST INTENTIONAL WALKS

Inning—Unknown

Game—5, done 5 times; last: 6/2/1988 vs STL

Season—101 in 1967

MOST LEFT ON BASE

Inning—3, many times

Game—20, 9/4/1922 vs BKN and 8/14/1990 vs SF

Doubleheader—29, 5/15/1955 vs MIL (NLT)

Game, no runs scored—14, 9/22/1971 vs MTL

Season—1,295 in 2007

Fewest, season—991 in 1920 (153 games)

MOST HIT BY PITCH

Inning—3, 5/15/1960 vs CIN (gm 1), 8th; 8/31/2007 at FLA, 2nd (MLT)

Game—4, 9/14/1904 at BKN; 5/15/1960 at CIN (gm 1); 9/21/2016 vs CWS

Season—95 in 2006 (162 games)

Fewest, season—9 in 1939 (152 games) (NLT)

TEAM BATTING RECORDS

MOST STRIKEOUTS

Inning—4, Wes Covington, Tony Gonzalez, Dick Stuart, Clay Dalrymple, 4/17/1965, 2nd, vs LAD's Don Drysdale; Greg Dobbs, Jimmy Rollins, Shane Victorino, Ryan Howard, 6/21/2008, 8th, vs LAA's Scot Shields (MLT)
Game—19, 10/6/1991 vs NYM (David Cone); 20, 6/12/2009 vs BOS (13 inn.) and 8/24/2013 vs ARI (18 inn.)

Season—1,520 in 2018 (162 games)

Fewest, season—452, in 1924 (152 games)

MOST STOLEN BASES

Inning—8, 7/7/1919 vs NYG (gm 1), 9th (MLT)

Game—11, 7/12/1906 at STL

Season—205 in 1900

MOST GROUNDED INTO DOUBLE PLAYS

Game—6, 5/17/2003 at HOU

Season—144 in 1950 (157 games)

Fewest, season—90, in 2009 (162 games)

HIGHEST BATTING AVERAGE

Season—315 in 1930 (156 games)

LOWEST BATTING AVERAGE

Season—232 in 1942 (151 games)

HIGHEST SLUGGING PERCENTAGE

Season—467 in 1929 (154 games)

LOWEST SLUGGING PERCENTAGE

Season—305 in 1907 (149 games)

HIGHEST ON-BASE PERCENTAGE

Season—376 in 1929

LOWEST ON-BASE PERCENTAGE

Season—289 in 1942

PINCH-HITTING RECORDS

KEY: (ML) Major League record; (MLT) Major League record tied; (NL) National League record; (NLT) National League record tied

INDIVIDUAL RECORDS

MOST AT-BATS

Season—74, Ross Gload, 2011

Rookie—61, Jeff Grotewold, 1992

Career—461, Greg Gross

MOST HITS

Season—22, Greg Dobbs, 2008

Consecutive, season—8, Dave Philley, 9/9-28/1958 (MLT)

Consecutive—9, Dave Philley, 9/9-28/1958, 4/16/1959 (ML)

Rookie—16, Mike Rogodzinski, 1973

Career—117, Greg Gross

MOST DOUBLES

3 consecutive games—3, Doug Clemens, 6/5-6-7/1967 (NLT)

MOST HOME RUNS

Season—5, Gene Freese, 1959; Matt Stairs, 2009

Consecutive, season—3, Del Unser, 6/30; 7/5; 7/10 in 1979 (MLT)

Rookie—3, Len Matuszek, 1984; Dave Hollins, 1990; Jeff Grotewold, 1992

Career—9, Cy Williams

Grand slams, game—1, held by 22 players, last: Andrew McCutchen, 6/23/2021 vs WSH (McGowin)

Grand slams, season—2, Davey Johnson, 4/30/1978 and 6/3/1978 (MLT)

Grand slam, pitcher—Schoolboy Rowe, 5/2/1943 (MLT)

MOST RUNS BATTED IN

Season—18, Greg Dobbs, 2007 (since 1950)

MOST WALKS

Season—16, Harry McCurdy, 1933; Matt Stairs, 2009

Career—82, Greg Gross

TEAM RECORDS

MOST PINCH-HITTERS USED

Inning—5, 4/30/1961 vs STL, 8th

Game—8, 10/1/1991 vs CHI (13-inn. game); (PHI had 6 on 10/1/1999 vs MTL and 9/11/2018 vs WSH (gm 1) – 9.0 innings)

Season—27 in 1996

MOST PINCH AT-BATS

Game—Unknown

Season—290, in 1984 (since 1950)

MOST PINCH HITS

Inning—4, 9/12/1974 vs PIT, 8th (MLT)

Game—Unknown

Season—70, in 1984 (since 1950)

MOST PINCH HOME RUNS

Inning—1, many times; last: David Dahl, 6/9/2024 vs NYM (London), 7th

Game—2, 6/2/1928 vs STL; 8/13/1958 vs PIT; 9/4/2019 at CIN (MLT)

Season—11 in 1958

MOST PINCH RBI

Game—Unknown

Season—64 in 1958 (since 1950)

MOST PINCH WALKS

Inning—3, 7/18/1997 vs PIT, 6th (MLT)

Season—Unknown (since 1991 - 37 in 2000)

MOST PINCH STRIKEOUTS

Inning—3, 7/6/1970 vs PIT, 9th; 7/1/1997 at BAL, 9th (MLT)

Game—4, 9/16/1960 vs MIL; 9/7/1989 vs CHI; 9/10/2011 at MIL

HIGHEST PINCH-HITTING AVERAGE

Season—308 in 1958 (since 1950)

LOWEST PINCH-HITTING AVERAGE

Season—144 in 2024 (since 1950)

HITTING STREAKS

38	Jimmy Rollins, 2005-06 (SW) #	19	Gavvy Cravath, 1917 *
36	Jimmy Rollins, 2005 (SW) *	19	Pinky Whitney, 1928
35	Chase Utley, 2006 (LH) *	19	Mickey Haslin, 1935
31	Ed Delahanty, 1899 *	19	Del Ennis, 1947
27	Billy Hamilton, 1894 (LH)	19	John Kruk, 1989 (LH)
26	Chuck Klein, 1930 (LH) *	19	Chase Utley, 2007 (LH)
26	Chuck Klein, 1930 (LH) *	18	Gene Paulette, 1920
25	Chuck Klein, 1929 (LH)	18	Irish Meusel, 1921
24	Willie Montanez, 1974 (LH) *	18	Pinky Whitney, 1931
23	Goldie Rapp, 1921 (SW) ^ +	18	Richie Ashburn, 1955 (LH)
23	Johnny Moore, 1934 (LH)	18	Willie Jones, 1956
23	Richie Ashburn, 1948 (LH) ^ +	18	Larry Bowa, 1970 (SW) +
23	Willie Jones, 1949-50 #	18	Larry Bowa, 1981 (SW)
23	Pete Rose, 1979 (SW) *	18	Ricky Jordan, 1988 +
23	Lonnie Smith, 1981 ^ +	18	Mariano Duncan, 1993
23	Lenny Dykstra, 1990 (LH) *	18	Doug Glanville, 1998
22	Chuck Klein, 1931 (LH) *	18	Raúl Ibañez, 2010 (LH)
22	Chick Fullis, 1933	18	Alec Bohm, 2024
21	Irish Meusel, 1920	17	Pinky Whitney, 1930
21	Cotton Tierney, 1923	17	Chuck Klein, 1931 (LH)
21	Danny Litwhiler, 1940 ^ +	17	Richie Ashburn, 1950 (LH)
21	Pete Rose, 1982 (SW)	17	Mel Clark, 1952 +
21	Odúbel Herrera, 2017 (LH) *	17	Del Ennis, 1955
20	Gene Paulette, 1920	17	Tony Gonzalez, 1962 (LH)
20	Nelson Hawks, 1925 (LH)	17	Mike Schmidt, 1979
20	Fresco Thompson, 1929	17	Pete Rose, 1981 (SW)
20	Chuck Klein, 1932 (LH)	17	Juan Samuel, 1988
20	Ethan Allen, 1935	17	Bobby Abreu, 2002 (LH)
20	Richie Ashburn, 1951 (LH)	17	Bryson Stott, 2023 (LH)
20	Pancho Herrera, 1960 ^ +	17	J.T. Realmuto, 2024
20	Garry Maddox, 1978		

* Led league

^ Tied for league lead

+ Rookie

Over two seasons

TOP 20 HITTING PHILLIES PITCHERS (Minimum 40 AB)

Pitcher	Year	Avg	H-AB
Lefty Weinert	1923	.322	19-59
Oscar Judd	1946	.316	25-79
Lee Meadows	1922	.314	27-86
Al Orth	1900	.310	40-129
Dennis Cook	1990	.310	13-42
Harvey Haddix	1957	.309	21-68
Schoolboy Rowe	1943	.300	36-120
Les Sweetland	1929	.292	26-89
Steve Carlton	1978	.291	25-86
Jack Scott	1927	.289	33-114
Brad Hogg	1919	.283	17-60
Dick Ruthven	1978	.283	15-53
Claude Passeau	1936	.282	22-78
Al Orth	1901	.281	36-128
Les Sweetland	1930	.281	36-128
Chief Bender	1916	.279	12-43
Schoolboy Rowe	1947	.278	22-79
Herm Wehmeier	1955	.278	20-72
Bucky Walters	1937	.277	38-137
Hal Carlson	1924	.276	21-76
Doc White	1901	.276	27-98

PITCHING



PHILLIES CAREER PITCHING TOP 10

GAMES

Roberts	529
Carlton (LH)	499
Madson	491
McGraw (LH)	463
Short (LH)	459
Reed	458
Neris	405
Cormier (LH)	363
Farrell	359
Alexander	338

WINS

Carlton (LH)	241
Roberts	234
Alexander	190
Short (LH)	132
Simmons (LH)	115
Hamels (LH)	114
NOLA	104
Schilling	101
Ferguson	99
Orth	98

HITS ALLOWED

Roberts	3,661
Carlton (LH)	3,224
Alexander	2,141
Short (LH)	2,129
Simmons (LH)	1,865
Carsey	1,812
Taylor	1,800
Duggleby	1,791
Hamels (LH)	1,717
Orth	1,687

GAMES FINISHED

McGraw (LH)	313
Reed	255
Farrell	244
Baldschun	214
Papelbon	204
Konstanty	203
Neris	197
Bottalico	192
Bedrosian	188
Mesa	183

GAMES STARTED

Carlton (LH)	499
Roberts	472
Short (LH)	301
Hamels (LH)	294
Alexander	280
NOLA	268
Simmons (LH)	263
Schilling	226
Christenson	220
Bunning	208

LOSSES

Roberts	199
Carlton (LH)	161
Short (LH)	127
Simmons (LH)	110
Rixey (LH)	103
Duggleby	99
Ring	98
Sparks	95
Alexander	91
Hamels (LH)	90

RUNS ALLOWED

Roberts	1,591
Carlton (LH)	1,454
Carsey	1,082
Taylor	1,052
Short (LH)	949
Simmons (LH)	919
Ring	896
Duggleby	825
Orth	816
Alexander	812

RELIEF APPEARANCES

Madson	473
McGraw (LH)	460
Reed	449
Neris	405
Cormier (LH)	363
Farrell	357
Baldschun	333
Bottalico	330
Konstanty	291
Tekulve	291

COMPLETE GAMES

Roberts	272
Alexander	219
Carlton (LH)	185
Ferguson	165
Duggleby	156
Sparks	150
Taylor	150
Orth	149
Carsey	141
Fraser	133

SAVES (since 1969)

Papelbon	123
Mesa	112
Bedrosian	103
Williams (LH)	102
Lidge	100
McGraw (LH)	94
Reed	90
Neris	84
Bottalico	78
Wagner (LH)	59

EARNED RUNS ALLOWED (since 1912)

Roberts	1,437
Carlton (LH)	1,270
Short (LH)	845
Simmons (LH)	789
Carsey	771
Ring	730
Taylor	726
Hamels (LH)	707
NOLA	667
P. Collins	642

RELIEF INNINGS

Reed	763.0
McGraw (LH)	708.0
Farrell	595.2
Baldschun	543.1
Madson	539.0
Konstanty	529.2
Neris	407.2
Garber	392.2
Bottalico	370.0
Tekulve	367.1

SHUTOUTS

Alexander	61
Carlton (LH)	39
Roberts	35
Short (LH)	24
Bunning	23
Sparks	18
Simmons (LH)	18
McQuillan	17
Moore	17
Duggleby	16

INNINGS PITCHED

Roberts	3,739.1
Carlton (LH)	3,697.1
Alexander	2,513.2
Short (LH)	2,253.0
Simmons (LH)	1,939.2
Hamels (LH)	1,930.0
Sparks	1,698.0
Duggleby	1,684.0
Schilling	1,659.1
NOLA	1,621.1

STRIKEOUTS

Carlton (LH)	3,031
Roberts	1,871
Hamels (LH)	1,844
NOLA	1,779
Short (LH)	1,585
Schilling	1,554
Alexander	1,409
Bunning	1,197
Simmons (LH)	1,052
Myers	986

RELIEF WINS

Reed	54
McGraw (LH)	49
Farrell	47
Konstanty	40
Baldschun	39
Madson	39
Garber	33
Cormier (LH)	28
Gomes	27
Tekulve	24

ERA

(min. 1,000 IP, since 1912)

Alexander	2.12
Mayer	2.81
Rixey (LH)	2.83
Bunning	2.93
Carlton (LH)	3.09
Hamels (LH)	3.30
Schilling	3.35
Short (LH)	3.38
Roberts	3.46
Wise	3.60

WINNING PCT (min. 150 decisions)

Alexander	.676
Ferguson	.607
Carlton (LH)	.600
Orth	.594
Carsey	.579
Taylor	.576
NOLA	.568
Schilling	.564
Hamels (LH)	.559
Bunning	.549

WALKS

Carlton (LH)	1,252
Short (LH)	762
Roberts	718
Simmons (LH)	718
Ring	636
Alexander	561
Carsey	536
E. Moore	518
Hamels (LH)	492
Gleason	482

RELIEF STRIKEOUTS

Neris	520
Reed	519
Madson	486
McGraw (LH)	483
Baldschun	420
Farrell	402
Bottalico	361
Bastardo (LH)	305
Garber	290
Meyer	286

PHILLIES SEASON PITCHING TOP 10

GAMES

Tekulve, 1987.....	90
Cormier, 2004.....	84
Geary, 2006.....	81
Romero, 2008.....	81
Madson, 2009.....	79
Neris, 2016.....	79
Madson, 2005.....	78
Worrell, 2004.....	77
West, 1993.....	76
Spradlin, 1997.....	76
Madson, 2008.....	76

GAMES STARTED

Coleman, 1883.....	61
Gleason, 1890.....	55
Daily, 1885.....	50
Weyhing, 1892.....	49
Ferguson, 1884.....	47
Buffinton, 1888.....	46
Vickery, 1890.....	46
Ferguson, 1885.....	45
Ferguson, 1886.....	45
Casey, 1887.....	45
Alexander, 1916.....	45

COMPLETE GAMES

Coleman, 1883.....	59
Gleason, 1890.....	54
Daily, 1885.....	49
Ferguson, 1884.....	46
Weyhing, 1892.....	46
Ferguson, 1885.....	45
Ferguson, 1886.....	43
Casey, 1887.....	43
Buffinton, 1888.....	43
Vickery, 1890.....	41
Gleason, 1891.....	40

SHUTOUTS

Alexander, 1916.....	16
Alexander, 1915.....	12
Alexander, 1913.....	9
Sanders, 1888.....	8
Alexander, 1917.....	8
Carlton, 1972.....	8
McQuillan, 1908.....	7
Alexander, 1911.....	7
Bunning, 1965.....	7
13 with.....	6

ERA

(since 1912)

Alexander, 1915.....	1.22
Alexander, 1916.....	1.55
Alexander, 1917.....	1.84
Rixey, 1916.....	1.85
Carlton, 1972.....	1.98
Short, 1964.....	2.20
Rixey, 1917.....	2.27
Bunning, 1967.....	2.29
Meadows, 1919.....	2.34
Carlton, 1980.....	2.34

WINS

Gleason, 1890.....	37
Alexander, 1916.....	33
Weyhing, 1892.....	32
Alexander, 1915.....	31
Ferguson, 1886.....	30
Alexander, 1917.....	30
Casey, 1887.....	28
Buffinton, 1888.....	28
Buffinton, 1889.....	28
Alexander, 1911.....	28
Roberts, 1952.....	28

LOSSES

Coleman, 1883.....	48
Ferguson, 1884.....	25
Gleason, 1891.....	24
Fraser, 1904.....	24
Daily, 1885.....	23
Rixey, 1920.....	22
Mulcahy, 1940.....	22
Roberts, 1957.....	22
Weyhing, 1892.....	21
Rixey, 1917.....	21
Scott, 1927.....	21
Walters, 1936.....	21

SAVES

(since 1969)

Mesa, 2002.....	45
Williams, 1993.....	43
Mesa, 2001.....	42
Lidge, 2008.....	41
Bedrosian, 1987.....	40
Papelbon, 2014.....	39
Wagner, 2005.....	38
Papelbon, 2012.....	38
Gómez, 2016.....	37
Bottalico, 1996.....	34
Bottalico, 1997.....	34
Gordon, 2006.....	34

INNINGS PITCHED

Coleman, 1883.....	538.0
Gleason, 1890.....	506.0
Weyhing, 1892.....	470.0
Daily, 1885.....	440.0
Gleason, 1891.....	418.0
Ferguson, 1884.....	417.0
Ferguson, 1885.....	405.0
Buffinton, 1888.....	400.0
Ferguson, 1886.....	396.0
Casey, 1887.....	390.0
Alexander, 1916.....	390.0

WINNING PCT

(min. 15 decisions)

Orth, 1899.....	.813
Roberts, 1952.....	.800
Greene, 1993.....	.800
Ferguson, 1886.....	.769
Carlton, 1981.....	.765
Christenson, 1977.....	.760
Denny, 1983.....	.760
Halladay, 2011.....	.760
Donahue, 1899.....	.759
Alexander, 1915.....	.756

HITS ALLOWED

Coleman, 1883.....	772
Gleason, 1890.....	479
Carsey, 1895.....	460
Taylor, 1896.....	459
Ferguson, 1884.....	443
Gleason, 1891.....	431
Weyhing, 1892.....	411
Sanders, 1889.....	406
Vickery, 1890.....	405
Taylor, 1895.....	403

RUNS ALLOWED

Coleman, 1883.....	510
Ferguson, 1884.....	297
Taylor, 1896.....	282
Carsey, 1895.....	274
Gleason, 1890.....	253
Vickery, 1890.....	250
Gleason, 1891.....	237
Weyhing, 1893.....	235
Taylor, 1895.....	233
Carsey, 1893.....	229
Carsey, 1894.....	229

EARNED RUNS ALLOWED

(since 1912)

Roberts, 1956.....	147
Benge, 1930.....	143
Sweetland, 1930.....	143
Passeau, 1937.....	141
Benge, 1929.....	139
Mulcahy, 1938.....	137
Willoughby, 1929.....	136
Scott, 1927.....	132
Ring, 1923.....	131
Ring, 1925.....	131

STRIKEOUTS

Schilling, 1997.....	319
Carlton, 1972.....	310
Schilling, 1998.....	300
Carlton, 1980.....	286
Carlton, 1982.....	286
Carlton, 1983.....	275
Bunning, 1965.....	268
Bunning, 1967.....	253
Bunning, 1966.....	252

WHEELER, 2021..... 247

WALKS

Vickery, 1890.....	184
Weyhing, 1892.....	168
Gleason, 1890.....	167
Gleason, 1891.....	165
Moore, 1911.....	165
Weyhing, 1893.....	145
Carlton, 1974.....	136
Seaton, 1913.....	135
Alexander, 1911.....	129
De Jesus, 1991.....	128

GAMES FINISHED

Wagner, 2005.....	70
Mesa, 2002.....	64
Papelbon, 2012.....	64
Konstanty, 1950.....	62
Holland, 1984.....	61
Bottalico, 1997.....	61
Lidge, 2008.....	61
McDowell, 1990.....	60
Williams, 1991.....	60
Mesa, 2001.....	59
Gómez, 2016.....	59

RELIEF APPEARANCES

Tekulve, 1987.....	90
Cormier, 2004.....	84
Geary, 2006.....	81
Romero, 2008.....	81
Madson, 2009.....	79
Neris, 2016.....	79
Madson, 2005.....	78
Worrell, 2004.....	77
West, 1993.....	76
Spradlin, 1997.....	76
Madson, 2008.....	76

RELIEF INNINGS

Karl, 1945.....	164.2
Konstanty, 1950.....	152.0
Selma, 1970.....	134.1
Baldschun, 1964.....	118.1
Baldschun, 1963.....	113.2
Baldschun, 1962.....	112.2
Reed, 1977.....	111.0
Konstanty, 1951.....	110.2
Garber, 1975.....	110.0
Tekulve, 1986.....	110.0

RELIEF WINS

Konstanty, 1950.....	16
Reed, 1979.....	13
Baldschun, 1962.....	12
Parrett, 1989.....	12
Williams, 1991.....	12
Baldschun, 1963.....	11
Tekulve, 1986.....	11
Farrell, 1957.....	10
Farrell, 1960.....	10
Garber, 1975.....	10

RELIEF STRIKEOUTS

Selma, 1970.....	153
Neris, 2016.....	102
Holland, 1983.....	100
Diekman, 2014.....	100
Parrett, 1989.....	98
Neris, 2021.....	98
Baldschun, 1964.....	96
Baldschun, 1962.....	95
Kimbrel, 2023.....	94
Garber, 1976.....	92
Lidge, 2008.....	92
Papelbon, 2012.....	92

NO-HITTERS/ONE-HITTERS

NO-HITTERS BY PHILLIES (14)

Pitcher(s)	Age	Date/Opponent	Score
Charles Ferguson	22 years, 134 days	8/29/1885 vs PRO	1-0
Red Donahue	25 years, 166 days	7/8/1898 vs BOS	5-0
Chick Fraser	30 years, 23 days	9/18/1903 at CHI (gm 2)	10-0
Johnny Lush (LH)	20 years, 205 days	5/1/1906 at BKN	6-0
Jim Bunning	32 years, 242 days	6/21/1964 at NYM (gm 1)*	6-0
Rick Wise	25 years, 283 days	6/23/1971 at CIN	4-0
Terry Mulholland (LH)	27 years, 159 days	8/15/1990 vs SF	6-0
Tommy Greene	24 years, 47 days	5/23/1991 at MTL	2-0
Kevin Millwood	28 years, 124 days	4/27/2003 vs SF	1-0
Roy Halladay	33 years, 15 days	5/29/2010 at FLA*	1-0
Roy Halladay	33 years, 145 days	10/6/2010 vs CIN#	4-0
Cole Hamels (LH), Jake Diekman (LH), Ken Giles, Jonathan Papelbon		9/1/2014 at ATL+	7-0
Cole Hamels (LH)	31 years, 210 days	7/25/2015 at CHI	5-0
Michael Lorenzen	31 years, 217 days	8/9/2023 vs WSH	7-0

* Perfect game; # Postseason; + Combined

NO-HITTERS VS PHILLIES (24)

Pitcher	Date/Opponent	Score	Pitcher	Date/Opponent	Score
Noodles Hahn (LH)	7/12/1900 at CIN	4-0	Don Nottebart	5/17/1963 at HOU	4-1
Lefty Leifield (LH)	9/26/1906 vs PIT*	8-0	Sandy Koufax (LH)	6/4/1964 vs LAD	3-0
Hooks Wiltse (LH)	7/4/1908 at NYG	1-0	George Culver	7/29/1968 vs CIN	6-1
Charles Tesreau	9/6/1912 vs NYG	3-0	Bill Stoneman	4/17/1969 vs MTL	7-0
George Davis	9/9/1914 at BOS	7-0	Bill Singer	7/20/1970 at LAD	5-0
Jesse Barnes	5/7/1922 at NYG	6-0	Burt Hooton	4/16/1972 at CHI	4-0
Dazzy Vance	9/13/1925 at BKN	10-1	Bob Forsch	4/16/1978 at STL	5-0
Jim Tobin	6/22/1944 at BOS*	7-0	Pascual Perez	9/24/1988 vs MTL*	1-0
Jim Wilson	6/12/1954 at MIL	2-0	Josh Beckett	5/25/2014 vs LAD	6-0
Sal Maglie	9/25/1956 at BKN	5-0	Taylor Megill, Drew Smith, Joely Rodríguez (LH), Seth Lugo, Edwin Díaz	4/29/2022 at NYM+	3-0
Mike McCormick	6/12/1959 at SF*	3-0	Cristian Javier, Bryan Abreu, Rafael Montero		
Lew Burdette	8/18/1960 at MIL	1-0	Ryan Pressly	11/2/2022 vs HOU#+	5-0
Warren Spahn (LH)	9/16/1960 at MIL	4-0			

* Less than nine innings; # Postseason; + Combined

ONE-HITTERS BY PHILLIES

One-Hitters	Pitchers
5	Grover Alexander, Steve Carlton
3	Robin Roberts
2	Frank Corridon, Tully Sparks
1	Chief Bender, Jim Bunning, Bill Burns, Don Carman, George Chalmers, Bubba Church, Phil Collins, Ray Culp, Chick Fraser, Ken Heintzelman, Tom Hughes, Larry Jackson, Johnny Lush, Art Mahaffey, George McQuillan, Russ Meyer, Earl Moore, Lew Moren, David Palmer, Togie Pittinger, Dick Ruthven, Charley Schanz, Curt Schilling, Curt Simmons, Rick Wise, Randy Wolf
Combined (10):	Earl Moore & Bert Humphries; Joe Bowman & Claude Passeau; Russ Meyer & Jim Konstanty; Steve Carlton & Tug McGraw; Tom Hume & Kent Tekulve; Don Carman & Steve Bedrosian; Marvin Freeman & Kent Tekulve; Jamie Moyer, Ryan Madson & J.C. Romero; Cole Hamels, Ryan Madson, J.C. Romero, Chad Durbin & Brad Lidge; Roy Oswalt, Ryan Madson & Brad Lidge

MOST 20-WIN SEASONS

Alexander	6
Roberts	6
Carlton (LH)	5
Ferguson	4
Buffinton	3
Taylor	3

SHUTOUTS

THREE OR MORE CONSECUTIVE SHUTOUTS

4	Grover Alexander, 1911	3	Grover Alexander, 1916	3	Robin Roberts, 1950	3	Cliff Lee, 2011
9/7	1-0 at BOS	8/9	1-0 vs CIN	7/22	2-0 at CIN	6/16	3-0 vs FLA
9/13	2-0 vs BKN	8/14	8-0 vs NYG	7/25	1-0 vs CHI	6/22	4-0 at STL
9/17	6-0 at CIN	8/18	3-0 at CIN	7/30	10-0 vs PIT	6/28	5-0 vs BOS
9/21	4-0 at CHI						

DOUBLEHEADER SHUTOUTS

Date/Opponent	Pitchers	Scores	Date/Opponent	Pitchers	Scores
9/26/1912 at BKN	Alexander/Seaton	7-0/11-0	5/20/1943 vs CHI	Fuchs/Gerheuser	2-0/2-0
9/5/1913 at BOS	Seaton/Alexander	1-0/0-0	7/25/1950 vs CHI	Church/Roberts	7-0/1-0
9/1/1916 vs BKN	Alexander/Rixey	3-0/6-0	8/27/1951 vs CIN	Thompson/K. Johnson	2-0/3-0
7/21/1935 at CIN	C. Davis/Bowman	4-0/2-0	4/23/1961 vs CHI	Sullivan/Mahaffey	1-0/6-0

MISCELLANEOUS PITCHING RECORDS

PITCHERS WITH .500 OR BETTER WINNING PCT. (Minimum 100 Decisions)

Pitcher	Years	W-L	Pct.
Grover Alexander	1911-17; 30	190-91	.676
Charlie Ferguson	1884-87	99-64	.607
Red Donahue	1898-1901	74-48	.607
Charlie Buffinton	1887-1889	77-50	.606
Steve Carlton	1972-86	241-161	.600
Al Orth	1895-1901	98-71	.580
Gus Weyhing	1892-95	71-53	.573
Kid Carsey	1892-97	94-71	.570
Aaron Nola	2015-present	104-79	.568
Curt Schilling	1992-2000	101-78	.564
Cole Hamels	2006-15	114-90	.559
Jim Lonborg	1973-79	75-60	.556
Jack Taylor	1892-97	96-77	.555
Erskine Mayer	1912-18	76-61	.555
Shane Rawley	1984-88	59-48	.551
Dan Casey	1886-89	72-59	.550
Jim Bunning	1964-67; 70-71	89-73	.549
Frank Corridon	1904-05; 07-09	59-49	.546
Dick Ruthven	1973-75; 78-83	78-65	.545
Robin Roberts	1948-61	234-199	.540
Larry Christenson	1973-83	83-71	.539
Brett Myers	2002-09	73-63	.537
Randy Wolf	1999-2006	69-60	.535
Kid Gleason	1888-91	78-70	.527
George McQuillan	1907-10; 15-16	54-49	.524
Terry Mulholland	1989-93	62-57	.521
Kyle Kendrick	2007-14	74-68	.521
Curt Simmons	1947-50; 52-60	115-109	.513
Earl Moore	1908-13	67-64	.511
Chris Short	1959-72	132-127	.510
Don Carman	1983-90	53-52	.505
Tully Sparks	1897; 1903-10	95-95	.500

BEST WIN-LOSS DIFFERENTIAL

+21	Charlie Ferguson	1886	30-9
	Kid Gleason	1890	38-17
	Grover Alexander	1915	31-10
	Grover Alexander	1916	33-12
	Robin Roberts	1952	28-7
+17	Grover Alexander	1917	30-13
	Steve Carlton	1972	27-10
+15	Dan Casey	1887	28-13
	Grover Alexander	1911	28-13
	Tom Seaton	1913	27-12
	Steve Carlton	1980	24-9
+14	Tully Sparks	1907	22-8
	Grover Alexander	1913	22-8
+13	Red Donahue	1899	21-8
	Steve Carlton	1976	20-7
	Steve Carlton	1977	23-10
	Larry Christenson	1977	19-6
	John Denny	1983	19-6
	Roy Halladay	2011	19-6
+12	Charlie Ferguson	1887	22-10
	Charlie Buffinton	1889	28-16
	Jack Taylor	1895	26-14
	Grover Alexander	1914	27-15
	Eppa Rixey	1916	22-10
	Steve Carlton	1982	23-11
	Tommy Greene	1993	16-4
+11	Gus Weyhing	1892	32-21
	Al Orth	1899	14-3
	Jack Sanford	1957	19-8
	Jim Bunning	1964	19-8
	Roy Halladay	2010	21-10
	Cole Hamels	2012	17-6
	Aaron Nola	2018	17-6
+10	Jack Taylor	1894	23-13
	Wiley Piatt	1898	24-14
	Jim Bunning	1965	19-9
	Cole Hamels	2007	15-5

MISCELLANEOUS PITCHING RECORDS

MOST STRIKEOUTS, PHILLIES PITCHERS

SO	Pitcher	Date	Opponent
18	Chris Short (LH)	10/2/1965	at NYM (15 inn.)
17	Art Mahaffey	4/23/1961	vs CHI
16	Steve Carlton (LH)	6/9/1982	vs CHI
16	Curt Schilling	9/1/1997	vs NYY
16	Cliff Lee (LH)	5/6/2011	vs ATL
16	Vince Velasquez	4/14/2016	vs SD
15	Steve Carlton (LH)	9/16/1981	at NYM
15	Curt Schilling	7/21/1997	vs PIT
15	Curt Schilling	4/5/1998	at ATL
15	Cole Hamels (LH)	4/21/2007	at CIN
14	Si Johnson	4/22/1941	at BOS
14	Chris Short (LH)	9/13/1963	vs LAD
14	Jim Bunning	6/7/1966	vs CIN
14	Steve Carlton (LH)	4/25/1972	at SF
14	Steve Carlton (LH)	8/21/1977	vs HOU
14	Steve Carlton (LH)	9/9/1977	vs STL
14	Steve Carlton (LH)	7/8/1979	vs SF
14	Steve Carlton (LH)	9/21/1982	at STL
14	Terry Mulholland (LH)	6/4/1993	vs COL
14	Curt Schilling	8/20/1998 (gm 1)	vs ARI
14	Roy Halladay	4/24/2011	vs SD
14	Roy Halladay	8/16/2011	vs ARI
14	Cliff Lee (LH)	9/16/2013	vs MIA
14	Zack Wheeler	5/29/2021	at TB

MOST STRIKEOUTS, OPPOSING PITCHERS

SO	Pitcher	Date	Opponent
19	David Cone	10/6/1991	vs NYM
16	Sandy Koufax (LH)	6/22/1959	at LAD
16	Sandy Koufax (LH)	5/26/1962	at LAD
16	Bob Veale (LH)	6/1/1965	at PIT
16	Sandy Koufax (LH)	7/27/1966	at LAD (11 inn.)
16	Steve Carlton (LH)	9/20/1967	vs STL
16	Steve Carlton (LH)	5/21/1970	vs STL
16	Bob Gibson	5/23/1970	vs STL
16	Dwight Gooden	9/17/1984	vs NYM

40 WINS BY A DUO, ONE SEASON

55	1916 – Grover Alexander (33) and Eppa Rixey, LH (22)
52	1915 – Grover Alexander (31) and Erskine Mayer (21)
49	1913 – Tom Seaton (27) and Grover Alexander (22)
48	1914 – Grover Alexander (27) and Erskine Mayer (21)
46	1917 – Grover Alexander (30) and Joe Oeschger/Eppa Rixey, LH (16)
43	1911 – Grover Alexander (28) and Earl Moore (15)
42	1952 – Robin Roberts (28) and Karl Drews/Curt Simmons, LH (14)
	1977 – Steve Carlton, LH (23) and Larry Christenson (19)
41	1901 – Red Donahue (21) and Al Orth (20)
	1905 – Togie Pittinger (23) and Bill Duggleby (18)
	1980 – Steve Carlton, LH (24) and Dick Ruthven (17)
40	1907 – Tully Sparks (22) and Frank Corridon (18)

10 STRIKEOUTS OR MORE, GAME (Since 1900)

# of Games	Pitchers
70	Steve Carlton
48	Curt Schilling
31	Aaron Nola
29	Cole Hamels
25	Jim Bunning
22	Cliff Lee
17	Chris Short, Zack Wheeler
11	Brett Myers
9	Grover Alexander, Ray Culp, Randy Wolf
8	Robin Roberts
7	Roy Halladay, Robert Person
6	Art Mahaffey, Earl Moore
5	Grant Jackson, Nick Pivetta, Jack Sanford, Vince Velasquez
4	Dennis Bennett, Larry Christenson, Sid Fernandez, Kevin Gross, Terry Mulholland, Curt Simmons, Rick Wise
3	A.J. Burnett, John Denny, Brandon Duckworth, Woodie Fryman, Tommy Greene, Wayne LaMaster, Cristopher Sánchez
2	Jake Arrieta, Matt Beech, Joe Blanton, Ralph Caldwell, George Chalmers, Zach Eflin, Jerao Eickhoff, Kyle Gibson, Tyler Green, Harvey Haddix, Ken Howell, Cory Lidle, Johnny Lush, Lee Meadows, Kevin Millwood, Vicente Padilla, Jimmy Ring, Dick Ruthven, Ranger Suárez, Doc White
1	Bo Belinsky, Ray Benge, Ken Brett, Chris Brock, Don Cardwell, Gene Conley, Harry Coveleski, Omar Daal, Jose DeJesus, Murry Dickson, Chick Fraser, Mike Grace, Jack Hamilton, J.A. Happ, Ken Heintzelman, Charles Hudson, Si Johnson, Syl Johnson, Mark Leiter, Jon Lieber, John Lindell, Jack Meyer, Eric Milton, Seth Morehead, Hugh Mulcahy, Lowell Palmer, Claude Passeau, Hub Pruett, Ken Raffensberger, Shane Rawley, Eppa Rixey, Tom Seaton, Drew Smyly, Garrett Stephenson, Matt Strahm, Wayne Twitchell, Mike Williams, Vance Worley

PHILLIES MONTHLY SAVES LEADERS

April	Mitch Williams	10 in 1993
May	Heathcliff Slocumb	12 in 1995
June	Steve Bedrosian	10 in 1988
July	Steve Bedrosian	10 in 1987
August	Jose Mesa	10 in 2002
September	Al Holland	9 in 1983
	Brad Lidge	9 in 2010
	Héctor Neris	9 in 2017
October	Tug McGraw	2 in 1980
	Jose Mesa	3 in 2001*

* Six games were postponed in September and rescheduled for October

SEASON LEADERS

20 WINS

1884	Ferguson.....	21-25
1885	Ferguson.....	26-20
	Daily.....	26-23
1886	Ferguson.....	30-9
	Casey (LH).....	24-18
1887	Casey (LH).....	28-13
	Ferguson.....	22-10
	Buffinton.....	21-17
1888	Buffinton.....	28-17
1889	Buffinton.....	28-16
1890	Gleason.....	38-17
	Vickery.....	24-22
1891	Gleason.....	24-22
	Esper (LH).....	20-15
1892	Weyhing.....	32-21
1893	Weyhing.....	23-16
	Carsey.....	20-15
1894	Taylor.....	23-13
1895	Taylor.....	26-14
	Carsey.....	24-15
1896	Taylor.....	20-21
1898	Piatt (LH).....	24-14
1899	Piatt (LH).....	23-15
	Donahue.....	22-8
	Fraser.....	21-12
1901	Orth.....	20-12
	Donahue.....	21-13
1905	Pittinger.....	23-14
1907	Sparks.....	22-8
1908	McQuillan.....	23-17
1910	Moore.....	22-15
1911	Alexander.....	*28-13
1913	Seaton.....	*27-12
	Alexander.....	22-8
1914	Alexander.....	*27-15
	Mayer.....	21-19
1915	Alexander.....	*31-10
	Mayer.....	21-15
1916	Alexander.....	*33-12
	Rixey (LH).....	22-10
1917	Alexander.....	*30-13
1950	Roberts.....	20-11
1951	Roberts.....	21-15
1952	Roberts.....	*28-7
1953	Roberts.....	*23-16
1954	Roberts.....	*23-15
1955	Roberts.....	*23-14
1966	Short (LH).....	20-10
1972	Carlton (LH).....	*27-10
1976	Carlton (LH).....	20-7
1977	Carlton (LH).....	*23-10
1980	Carlton (LH).....	*24-9
1982	Carlton (LH).....	*23-11
2010	Halladay.....	*21-10

30 SAVES

1987	Bedrosian.....	*40
1991	Williams (LH).....	30
1993	Williams (LH).....	43
1995	Slocumb.....	32
1996	Bottalico.....	34
1997	Bottalico.....	34
2001	Mesa.....	42
2002	Mesa.....	45
2005	Wagner (LH).....	38
2006	Gordon.....	34
2008	Lidge.....	41
2009	Lidge.....	31
2011	Madson.....	32
2012	Papelbon.....	38
2014	Papelbon.....	39
2016	Gómez.....	37

200 STRIKEOUTS

1886	Ferguson.....	212
1890	Gleason.....	222
1892	Weyhing.....	202
1911	Alexander.....	227
1914	Alexander.....	*214
1915	Alexander.....	*241
1917	Alexander.....	*201
1964	Bunning.....	219
1965	Bunning.....	268
	Short (LH).....	237
1966	Bunning.....	252
1967	Bunning.....	*253
1968	Short (LH).....	202
1972	Carlton (LH).....	*310
1973	Carlton (LH).....	223
1974	Carlton (LH).....	*240
1979	Carlton (LH).....	213
1980	Carlton (LH).....	*286
1982	Carlton (LH).....	*286
1983	Carlton (LH).....	*275
1997	Schilling.....	*319
1998	Schilling.....	*300
2005	Myers.....	208
2010	Halladay.....	219
	Hamels (LH).....	211
2011	Lee (LH).....	238
	Halladay.....	220
2012	Hamels (LH).....	216
	Lee (LH).....	207
2013	Lee (LH).....	222
	Hamels (LH).....	202
2018	Nola.....	224
2019	Nola.....	229
2021	Wheeler.....	247
	Nola.....	223
2022	Nola.....	235
2023	Wheeler.....	212
	Nola.....	202
2024	Wheeler.....	224

300 INNINGS PITCHED

1883	Coleman.....	538.1
1884	Ferguson.....	416.2
1885	Daily.....	440.0
	Ferguson.....	405.0
1886	Ferguson.....	395.2
	Casey (LH).....	369.0
1887	Casey (LH).....	390.1
	Buffinton.....	332.1
1888	Buffinton.....	400.1
1889	Buffinton.....	380.0
	Sanders.....	349.2
1890	Gleason.....	506.0
	Vickery.....	382.0
1891	Gleason.....	418.0
1892	Weyhing.....	469.2
	Carsey.....	317.2
	Keefe.....	313.1
1893	Weyhing.....	345.1
	Carsey.....	318.1
1895	Carsey.....	342.1
	Taylor.....	335.0
1896	Taylor.....	359.0
1897	Taylor.....	317.1
1898	Piatt (LH).....	306.0
1899	Piatt (LH).....	305.0
1902	White (LH).....	306.0
1904	Fraser.....	302.0
1905	Pittinger.....	337.1
1906	Sparks.....	316.2
1908	McQuillan.....	359.2
1911	Alexander.....	*367.0

1912	Moore.....	308.1
1913	Alexander.....	*310.1
	Seaton.....	*322.1
	Alexander.....	306.1
1914	Alexander.....	*355.0
	Mayer.....	321.0
1915	Alexander.....	*376.1
1916	Alexander.....	*389.0
1917	Alexander.....	*388.0
1923	Ring.....	304.1
1950	Roberts.....	304.1
1951	Roberts.....	*315.0
1952	Roberts.....	*330.0
1953	Roberts.....	*346.2
1954	Roberts.....	*336.2
1955	Roberts.....	*305.0
1966	Bunning.....	314.0
1967	Bunning.....	*302.1
1972	Carlton (LH).....	*346.1
1980	Carlton (LH).....	*304.0

225 INNINGS PITCHED (Since 1980)

1982	Carlton (LH).....	295.2
1983	Carlton (LH).....	283.2
1983	Denny.....	242.2
1984	Carlton (LH).....	229.0
1985	Denny.....	230.2
1986	Gross.....	241.2
1987	Rawley.....	229.2
1988	Gross.....	231.2
1991	Mulholland (LH).....	232.0
1992	Mulholland (LH).....	229.0
1992	Schilling.....	226.1
1993	Schilling.....	235.1
1997	Schilling.....	254.1
1998	Schilling.....	268.2
2008	Hamels (LH).....	227.1
2010	Halladay.....	250.2
2011	Halladay.....	233.2
2011	Lee (LH).....	232.2

2.40 ERA

1884	Vinton.....	2.23
1885	Daily.....	2.21
	Ferguson.....	2.22
1886	Ferguson.....	*1.98
1888	Sanders.....	1.90
	Buffinton.....	1.91
1892	Keefe.....	2.36
1901	Orth.....	2.27
1904	Corridon.....	2.19
1905	Sparks.....	2.18
	Nichols.....	2.27
1906	Sparks.....	2.16
	Duggleby.....	2.25
	Lush (LH).....	2.37
1907	Sparks.....	2.00
1908	McQuillan.....	1.53
	Richie.....	1.83
	Foxen (LH).....	1.95
1909	Moore.....	2.10
	Corridon.....	2.11
	McQuillan.....	2.14
1910	McQuillan.....	*1.60
1913	Brennan (LH).....	2.39
1914	Alexander.....	2.38
1915	Alexander.....	*1.22
	Mayer.....	2.36
	Rixey (LH).....	2.39
1916	Alexander.....	*1.55
	Rixey (LH).....	1.85

SEASON LEADERS

2.40 ERA (cont.)

1917	Alexander.....	*1.86
	Rixey (LH).....	2.27
1943	Barrett.....	2.39
1964	Short (LH).....	2.20
1967	Bunning.....	2.29
	Short (LH).....	2.39
1972	Carlton (LH).....	*1.97
1980	Carlton (LH).....	2.34
1983	Denny.....	2.37
1992	Schilling.....	2.35
2011	Halladay.....	2.35
	Lee (LH).....	2.40
2018	Nola.....	2.37

65 GAMES PITCHED

1883	Coleman.....	65
1945	Karl.....	*67
1950	Konstanty.....	*74
1961	Baldschun.....	*65
1962	Baldschun.....	67
1963	Baldschun.....	65
1964	Baldschun.....	71
1965	Baldschun.....	65
1966	Knowles (LH).....	69
1970	Selma.....	73
1975	Garber.....	*71
1978	Reed.....	66
1979	McGraw (LH).....	65
1983	Holland (LH).....	68
1984	Holland (LH).....	68
1985	Carman (LH).....	71
1986	Tekulve.....	73
	Bedrosian.....	68
1987	Tekulve.....	*90
	Bedrosian.....	65
1988	Tekulve.....	70
	Harris.....	66
1989	Parrett.....	72
1990	McDowell.....	72
	Akerfelds.....	71
1991	Williams (LH).....	69
	Boever.....	68
1992	Williams (LH).....	66

1993	West (LH).....	76
	Williams (LH).....	65
1996	Borland.....	69
1997	Spradlin.....	76
	Bottalico.....	69
1998	Gomes.....	71
	Leiter.....	69
	Spradlin.....	69
1999	Gomes.....	73
2000	Gomes.....	65
2001	Mesa.....	71
	Bottalico.....	66
	Mesa.....	74
2002	Silva.....	68
2003	Adams.....	66
	Cormier (LH).....	65
2004	Cormier (LH).....	84
	Worrell.....	77
2005	Madson.....	78
	Wagner (LH).....	75
2006	Geary.....	81
	Fultz (LH).....	66
2008	Romero (LH).....	81
	Madson.....	76
	Lidge.....	72
	Durbin.....	71
2009	Madson.....	79
	Lidge.....	67
2010	Contreras.....	67
2012	Papelbon.....	70
	Bastardo (LH).....	65
2014	Diekman (LH).....	73
	Bastardo (LH).....	67
	Papelbon.....	66
2015	García.....	72
	Giles.....	69
	Gómez.....	65
2016	Neris.....	79
	Gómez.....	70
	Hernandez.....	70
2017	Neris.....	74
	García.....	66
2018	Morgan (LH).....	67
	Hunter.....	65

2019	Neris.....	68
	Álvarez (LH).....	67
2021	Neris.....	74
2023	Kimbrel.....	71
	Soto (LH).....	69
2024	Hoffman.....	68
	Alvarado (LH).....	66
	Strahm (LH).....	66

.700 WINNING PCT

1886	Ferguson (30-9).....	.769
1899	Donahue (21-8).....	.724
1907	Sparks (21-8).....	.724
1913	Alexander (22-8).....	.733
1915	Alexander (31-10).....	*.756
1916	Alexander (33-12).....	.733
1952	Roberts (28-7).....	.800
1957	Sanford (19-8).....	.704
1964	Bunning (19-8).....	.704
1972	Carlton (LH) (27-10).....	.730
1976	Carlton (LH) (20-7).....	*.741
1977	Christenson (19-6).....	.760
1980	Carlton (LH) (24-9).....	.727
1983	Denny (19-6).....	*.760
1991	Williams (LH) (12-5).....	.706
1993	Greene (16-4).....	.800
1994	Jackson (LH) (14-6).....	.700
1999	Schilling (15-6).....	.714
2004	Milton (LH) (14-6).....	.700
2007	Hamels (LH) (15-5).....	.750
	Kendrick (10-4).....	.714
2009	Happ (LH) (12-4).....	.750
2011	Worley (11-3).....	.786
	Halladay (19-6).....	.760
2012	Hamels (LH) (17-6).....	.739
2018	Nola (17-6).....	.739
2023	Walker (15-6).....	.714

(LH) Left-handed pitcher

* League leader

Note: See Yearly Pitching Leaders in this section for more information.

DID YOU KNOW?

The Phillies' club record for consecutive scoreless innings pitched is 41.0, set in 1951. The Phils' second-longest mark is 39.0 innings in 1969, followed by a 30.0-inning streak in 1954.

YEARLY PITCHING LEADERS

YEAR	GAMES	COMPLETE GAMES	WINS	LOSSES
1883	Coleman 65	Coleman 59	Coleman 12	Coleman *48
1884	Ferguson 50	Ferguson 46	Ferguson 21	Ferguson 25
1885	Daily 50	Daily 49	Daily/Ferguson 26	Daily 23
1886	Ferguson 48	Ferguson 43	Ferguson 30	Casey 18
1887	Casey 46	Casey 43	Casey 28	Buffinton 17
1888	Buffinton 46	Buffinton 43	Buffinton 28	Casey 18
1889	Buffinton 47	Buffinton 37	Buffinton 27	Sanders 18
1890	Gleason 60	Gleason 54	Gleason 38	Vickery 22
1891	Gleason 53	Gleason 40	Gleason 24	Gleason 22
1892	Weyhing 59	Weyhing 46	Weyhing 32	Weyhing 21
1893	Weyhing 42	Weyhing 33	Weyhing 23	Weyhing 16
1894	Taylor 41	Taylor 31	Taylor 23	Weyhing 14
1895	Carsey 44	Carsey 35	Taylor 26	Carsey 16
1896	Taylor 45	Taylor 35	Taylor 20	Taylor 21
1897	Taylor 40	Taylor 35	Taylor 16	Taylor 20
1898	Piatt 39	Donahue/Piatt 33	Piatt 24	Donahue 17
1899	Piatt 39	Piatt 31	Piatt 23	Piatt 15
1900	Orth 33	Orth 24	Fraser 16	Orth 13
1901	Duggleby/Orth 35	Donahue 34	Donahue 21	Donahue/White 13
1902	D. White 36	D. White 34	D. White 16	D. White *20
1903	Duggleby 36	Duggleby 28	Duggleby 13	Duggleby 18
1904	Fraser 42	Fraser 32	Fraser 14	Fraser 24
1905	Pittinger #46	Pittinger 29	Pittinger 23	Duggleby 17
1906	Duggelby/Sparks 42	Sparks 29	Sparks 19	Duggleby 19
1907	Corridon/Moren 37	Sparks 24	Sparks 22	Moren 18
1908	McQuillan 48	McQuillan 32	McQuillan 23	McQuillan 17
1909	McQuillan 41	Moore 24	Moore 18	McQuillan 16
1910	Moore 46	Ewing 20	Moore 22	Moore 15
1911	Alexander 48	Alexander *31	Alexander *28	Moore *19
1912	Alexander 46	Alexander 26	Alexander 19	Alexander 17
1913	Seaton 52	Alexander 23	Seaton *27	Brennan/Seaton 12
1914	Mayer 48	Alexander *32	Alexander #27	Mayer 19
1915	Alexander 49	Alexander *36	Alexander *31	Mayer 15
1916	Alexander 48	Alexander *38	Alexander *33	Demaree 14
1917	Alexander 45	Alexander *35	Alexander *30	Rixey *21
1918	Prendergast 33	Prendergast 20	Hogg/Prendergast 13	Oeschger *18
1919	G. Smith 31	G. Smith 15	Meadows 8	Hogg/Rixey 12
1920	G. Smith 43	Rixey 25	Meadows 16	Rixey *22
1921	G. Smith 39	Ring 21	Meadows 11	G. Smith *20
1922	G. Smith 42	Meadows 19	Meadows/Ring 12	Meadows/Ring 18
1923	Ring 39	Ring 23	Ring 18	Weinhart 17
1924	Carlson 38	Ring 16	Hubbell/Ring 10	Carlson 17
1925	Ring 38	Ring 21	Ring 14	Mitchell 17
1926	Willoughby 47	Carlson 20	Carlson 17	Dean 16
1927	Scott #48	Scott 17	Scott 9	Scott 21
1928	Benge 40	Benge 12	Benge 8	Benge 18
1929	Willoughby 49	Willoughby 14	Willoughby 15	Benge 15
1930	H. Elliott *48	Collins 17	Collins 16	Willoughby 17
1931	J. Elliott *52	Benge/Collins 16	J. Elliott #19	Benge 18
1932	Collins 43	Holley 16	Collins 14	Holley 14
1933	Liska 45	Holley 12	Holley 13	Holley 15
1934	C. Davis *51	C. Davis 18	C. Davis 19	Collins 18
1935	Jorgens *53	C. Davis 19	C. Davis 16	Jorgens 15
1936	Passeau 49	Walters 15	Passeau/Walters 11	Walters *21
1937	Mulcahy *56	Passeau 18	LaMaster 15	LaMaster 19
1938	Mulcahy 46	Mulcahy/Passeau 15	Passeau 11	Mulcahy *20
1939	Mulcahy 38	Higbe/Mulcahy 14	Higbe 10	Mulcahy 16
1940	Higbe 41	Mulcahy 21	Higbe 14	Mulcahy *22
1941	Pearson 46	Podgajny 8	Hughes/Podgajny 9	Hughes/Pearson 14
1942	Podgajny 43	Hughes 19	Hughes 12	Melton 20
1943	Gerheauser 38	Gerheauser/Rowe 11	Rowe 14	Gerheauser 19
1944	Schanz 40	Raffensberger 18	Raffensberger/Schanz 13	Raffensberger *20
1945	Karl *67	Barrett 8	Karl 9	Barrett *20

YEARLY PITCHING LEADERS

YEAR	GAMES	COMPLETE GAMES	WINS	LOSSES
1946	Karl/Raffensberger... 39	Raffensberger..... 14	Judd/Rowe..... 11	Raffensberger..... 15
1947	Donnelly..... 38	Leonard..... 19	Leonard..... 17	Judd..... 15
1948	Dubiel..... 37	Leonard..... 16	Leonard..... 12	Leonard..... *18
1949	Konstanty..... 53	Heintzelman..... 15	Heintzelman/Meyer 17	Roberts..... 15
1950	Konstanty..... *74	Roberts..... 21	Roberts..... 20	Meyer/Roberts..... 11
1951	Konstanty..... 58	Roberts..... 22	Roberts..... 21	Roberts..... 15
1952	Hansen..... 43	Roberts..... *30	Roberts..... *28	Drews..... 15
1953	Konstanty..... 48	Roberts..... *33	Roberts..... #23	Roberts..... 16
1954	Roberts..... 45	Roberts..... *29	Roberts..... *23	Dickson..... *20
1955	J. Meyer..... 50	Roberts..... *26	Roberts..... *23	Roberts..... 14
1956	R. Miller..... 49	Roberts..... *22	Roberts..... 19	Roberts..... *18
1957	Farrell..... 52	Sanford..... 15	Sanford..... 19	Roberts..... *22
1958	Farrell..... 54	Roberts..... 21	Roberts..... 17	Roberts/Simmons... 14
1959	J. Meyer..... 47	Roberts..... 19	Roberts..... 15	Roberts..... 17
1960	Farrell..... 59	Roberts..... 13	Roberts..... 12	Buzhardt/Roberts... 16
1961	Baldschun..... 65	Mahaffey..... 12	Mahaffey..... 11	Mahaffey..... *19
1962	Baldschun..... 67	Mahaffey..... 20	Mahaffey..... 19	Mahaffey..... 14
1963	Baldschun..... 65	Culp/McLish..... 10	Culp..... 14	Culp..... 12
1964	Baldschun..... 71	Bunning..... 13	Bunning..... 19	Bennett..... 14
1965	Baldschun..... 65	Bunning/Short..... 15	Bunning..... 19	Short..... 11
1966	Knowles..... 69	Short..... 19	Short..... 20	Bunning..... 14
1967	Farrell..... 50	Bunning..... 16	Bunning..... 17	Bunning/Jackson.... 15
1968	Farrell..... 54	L. Jackson..... 12	Short..... 19	L. Jackson..... 17
1969	Boozer/Farrell..... 46	Wise..... 14	Wise..... 15	G. Jackson..... 18
1970	Selma..... 73	Short..... 7	Wise..... 13	Short..... 16
1971	Brandon..... 52	Wise..... 17	Wise..... 17	three with..... 14
1972	Twitshell..... 49	Carlton..... *30	Carlton..... *27	Reynolds..... 15
1973	Scarce..... 52	Carlton..... #18	four with..... 13	Carlton..... *20
1974	Scarce..... 58	Carlton..... 17	Lonborg..... 17	Schueler..... 16
1975	Garber..... *71	Carlton..... 14	Carlton..... 15	Carlton..... 14
1976	Garber/Reed..... 59	Carlton..... 13	Carlton..... 20	Kaat..... 14
1977	Garber..... 64	Carlton..... 17	Carlton..... *23	Kaat..... 11
1978	Reed..... 66	Carlton..... 12	Carlton..... 16	Christenson..... 14
1979	McGraw..... 65	Carlton..... 13	Carlton..... 18	Lerch..... 13
1980	McGraw..... 57	Carlton..... 13	Carlton..... *24	Lerch..... 14
1981	Lyle..... 48	Carlton..... 10	Carlton..... 13	Christenson/Ruthven 7
1982	R. Reed..... 57	Carlton..... *19	Carlton..... *23	three with..... 11
1983	Holland..... 68	Carlton..... 8	Denny..... *19	Carlton..... 16
1984	Holland..... 68	Koosman/Rawley.... 3	Koosman..... 14	Koosman..... 15
1985	Carman..... 71	three with..... 6	Gross..... 15	Denny..... 14
1986	Tekulve..... 73	Gross/Rawley..... 7	Gross..... 12	Gross..... 12
1987	Tekulve..... 90	Rawley..... 4	Rawley..... 17	Gross..... 16
1988	Tekulve..... 70	Gross..... 5	Gross..... 12	Rawley..... 16
1989	Parrett..... 72	three with..... 2	Howell/Parrett..... 12	Carman..... *15
1990	McDowell..... 72	Mulholland..... 6	Combs..... 10	Ruffin..... 13
1991	Williams..... 69	Mulholland..... 8	Mulholland..... 16	Mulholland..... 13
1992	Williams..... 66	Mulholland..... *12	Schilling..... 14	Abbott..... 14
1993	West..... 76	three with..... 7	Greene/Schilling.... 16	Jackson..... 11
1994	Slocumb..... 52	Jackson..... 4	Jackson..... 14	West..... 10
1995	Bottalico..... 62	Green..... 4	Quantrill..... 11	Quantrill..... 12
1996	Borland..... 69	Schilling..... 8	Schilling..... 9	Williams..... 14
1997	Spradlin..... 76	Schilling..... 7	Schilling..... 17	Leiter..... *17
1998	Gomes..... 71	Schilling..... *15	Schilling..... 15	Schilling..... 14
1999	Gomes..... 73	Schilling..... 8	Byrd/Schilling..... 15	Ogea..... 12
2000	Gomes..... 65	Schilling..... 4	Wolf..... 11	three with..... 9
2001	Mesa..... 71	Wolf..... 4	Person..... 15	Wolf..... 11
2002	Mesa..... 74	Wolf..... 3	Padilla..... 14	Padilla..... 11
2003	Adams..... 66	Millwood..... 5	Wolf..... 16	Millwood/Padilla.... 12
2004	Cormier..... 84	Lidle..... 2	Milton..... 14	Myers..... 11
2005	Madson..... 78	Myers..... 2	Lieber..... 17	Lieber..... 13

YEARLY PITCHING LEADERS

YEAR	GAMES	COMPLETE GAMES	WINS	LOSSES
2006	Geary 81	Lieber 2	Myers 12	Lieber 11
2007	Alfonseca 61	Hamels 2	Hamels 15	Moyer 12
2008	Romero 81	Hamels/Myers 2	Moyer 16	Myers 13
2009	Madson 79	Happ/Lee 3	three with 12	Hamels 11
2010	Contreras 67	Halladay *9	Halladay *21	Hamels 11
2011	Bastardo 64	Halladay *8	Halladay 19	Oswalt 10
2012	Papelbon 70	Blanton/Hamels 2	Hamels 17	Kendrick 12
2013	Papelbon 61	Kendrick/Lee 2	Lee 14	Hamels 14
2014	Diekman 73	Burnett/Lee 1	Kendrick 10	Burnett *18
2015	Garcia 72	Hamels 1	four with 6	Harang 15
2016	Neris 79	Eflin 2	Hellickson 12	Eickhoff 14
2017	Neris 74	Lively 1	Nola 12	Nola 11
2018	Morgan 67	none	Nola 17	Pivetta 14
2019	Neris 68	Eflin #2	Nola 12	Eflin 13
2020	Hunter/Neris 24	Nola #2	Nola 5	Nola 5
2021	Neris 74	Wheeler #3	Wheeler 14	Wheeler 10
2022	Alvarado/Bellatti 59	Nola 2	Nola 11	Nola 13
2023	Kimbrel 71	Lorenzen 1	Walker 15	Nola 9
2024	Hoffman 68	Sánchez #2	Wheeler 16	Sánchez 9

* League leader # Tied for league lead

LONGEST CONSECUTIVE SCORELESS STREAKS

(Since 1900)

IP	Pitcher, Year(s)
41.0	Grover Alexander, 1911
34.0	Cliff Lee (LH), 2011
32.2	Larry Andersen, 1984 (relief)
32.0	Ken Heintzleman (LH), 1949
32.0	Robin Roberts, 1950
32.0	Ranger Suárez (LH), 2024
30.2	Cliff Lee (LH), 2011
30.0	Grover Alexander, 1916
30.0	Steve Carlton (LH), 1972
29.0	Tommy Greene, 1991
29.0	Curt Schilling, 1992
28.2	Steve Carlton (LH), 1981
28.1	J.C. Romero (LH), 2007-08 (relief)
27.0	Randy Wolf (LH), 2002
25.0	Cole Hamels (LH), 2010
24.2	Cole Hamels (LH), 2014
24.0	Wayne Twitchell, 1973
24.0	Willie Hernandez (LH), 1983 (relief)

YEARLY PITCHING LEADERS

YEAR	ERA	SHUTOUTS	INNINGS PITCHED	STRIKEOUTS
1883	Coleman4.87	Coleman3	Coleman538.1	Coleman159
1884	Vinton.....2.23	Ferguson.....2	Ferguson.....416.2	Ferguson.....194
1885	Daily.....2.21	Ferguson.....5	Daily.....440.0	Ferguson.....194
1886	Ferguson.....*1.98	Casey/Ferguson.....4	Ferguson.....395.2	Ferguson.....212
1887	Casey.....*2.86	Casey.....*4	Casey.....390.1	Buffinton.....160
1888	Sanders.....1.90	Buffinton.....6	Buffinton.....400.1	Buffinton.....199
1889	Buffinton.....3.24	Buffinton.....2	Buffinton.....380.0	Buffinton.....153
1890	Gleason.....2.63	Gleason.....6	Gleason.....506.0	Gleason.....222
1891	Gleason.....3.51	three with.....1	Gleason.....418.0	Esper.....108
1892	Keefe.....2.36	Weyhing.....6	Weyhing.....469.2	Weyhing.....202
1893	Taylor.....4.24	Weyhing.....2	Weyhing.....345.1	Weyhing.....101
1894	Taylor.....4.08	Weyhing.....2	Taylor.....298.0	Weyhing.....81
1895	Taylor.....4.49	Taylor.....1	Carsey.....342.1	Taylor.....93
1896	Orth.....4.41	three with.....1	Taylor.....359.0	Taylor.....97
1897	Wheeler.....3.96	Orth/Taylor.....2	Taylor.....317.1	Taylor.....88
1898	Orth.....3.02	Piatt.....#6	Piatt.....306.0	Piatt.....121
1899	Orth.....*2.49	Donahue/Fraser.....4	Piatt.....305.0	Piatt.....89
1900	Fraser.....3.14	Donahue/Orth.....2	Orth.....262.0	Orth.....68
1901	Orth.....2.27	Orth.....#6	Donahue.....304.1	D. White.....132
1902	D. White.....2.53	Fraser/White.....3	D. White.....306.0	D. White.....185
1903	Sparks.....2.72	Duggleby.....3	Duggleby.....264.0	Fraser.....104
1904	Corridon.....2.19	Sparks.....3	Fraser.....302.0	Fraser.....127
1905	Sparks.....2.18	Pittinger.....4	Pittinger.....337.0	Pittinger.....136
1906	Sparks.....2.16	Sparks.....6	Sparks.....316.2	Lush.....151
1907	Richie.....2.00	Brown.....4	Corridon.....274.0	Corridon.....131
1908	McQuillan.....1.53	McQuillan.....7	McQuillan.....359.2	McQuillan.....114
1909	E. Moore.....2.10	McQuillan/Moore.....4	E. Moore.....299.2	E. Moore.....173
1910	McQuillan.....*1.60	E. Moore.....6	E. Moore.....283.0	E. Moore.....*185
1911	Alexander.....2.57	Alexander.....#7	Alexander.....*367.0	Alexander.....227
1912	Rixey.....2.50	Alexander/Rixey.....3	Alexander.....#310.1	Alexander.....*195
1913	Brennan.....2.36	Alexander.....*9	Seaton.....*322.1	Seaton.....*168
1914	Alexander.....2.38	Alexander.....6	Alexander.....*355.0	Alexander.....*214
1915	Alexander.....*1.22	Alexander.....*12	Alexander.....*376.1	Alexander.....*241
1916	Alexander.....*1.55	Alexander.....+16	Alexander.....*388.2	Alexander.....*167
1917	Alexander.....*1.86	Alexander.....*8	Alexander.....*387.2	Alexander.....*201
1918	Jacobs.....2.41	Jacobs.....4	Prendergast.....252.1	Hogg.....81
1919	Meadows.....2.47	Meadows.....3	G. Smith.....185.0	Meadows.....88
1920	Meadows.....2.84	Meadows.....3	Rixey.....284.1	Rixey.....109
1921	Winters.....3.63	Meadows.....2	Ring.....246.0	Ring.....88
1922	Weinert.....3.40	Meadows.....2	Ring.....249.1	Ring.....116
1923	Ring.....3.76	Glazner.....3	Ring.....313.1	Ring.....112
1924	Ring.....3.97	Glazner/Hubbell.....2	Ring.....215.1	Ring.....72
1925	Carlson.....4.23	Carlson.....#4	Ring.....270.0	Ring.....93
1926	Carlson.....3.24	Carlson.....3	Carlson.....267.1	Carlson.....55
1927	Ulrich.....3.17	five with.....1	Scott.....233.1	Pruett.....90
1928	Benge.....4.55	four with.....1	Benge.....201.2	Ring.....72
1929	Willoughby.....4.99	Benge/Sweetland.....2	Willoughby.....243.1	Benge.....78
1930	Collins.....4.78	three with.....1	Collins.....239.0	Collins.....87
1931	Benge.....3.17	three with.....2	J. Elliott.....249.0	Benge.....117
1932	Rhem.....3.74	Benge/Holley.....2	Holley.....228.0	Benge.....89
1933	Holley.....3.53	Holley/Moore.....3	Holley.....206.2	Holley.....56
1934	C. Davis.....2.95	Davis/Johnson.....3	C. Davis.....274.1	C. Davis.....99
1935	C. Davis.....3.66	C. Davis.....3	C. Davis.....231.0	C. Davis.....74
1936	Walters.....4.26	Walters.....#4	Walters.....258.0	Passeau.....85
1937	Passeau.....4.34	Walters.....3	Passeau.....*292.1	LaMaster.....135
1938	Butcher.....2.93	three with.....1	Mulcahy.....267.1	Passeau.....100
1939	Beck.....4.73	three with.....1	Mulcahy.....225.2	Higbe.....79
1940	Mulcahy.....3.60	Mulcahy.....3	Higbe.....283.0	Higbe.....*137

* League leader

Tied for league lead

+ 1st on all-time single-season leaders list

YEARLY PITCHING LEADERS

YEAR	ERA	SHUTOUTS	INNINGS PITCHED	STRIKEOUTS
1941	Hughes4.45	Hughes2	Podganyj181.1	Johnson80
1942	Hughes3.06	Johnson/Melton1	Hughes253.0	Melton107
1943	Barrett2.39	Rowe3	Gerheuser215.0	Gerheuser92
1944	Raffensberger3.06	Lee/Raffensberger3	Raffensberger258.2	Raffensberger136
1945	Karl2.99	Mauney2	Barrett190.2	Schanz56
1946	Judd3.53	three with2	Raffensberger196.0	Raffensberger73
1947	Leonard2.68	Leonard3	Leonard235.0	Leonard103
1948	Leonard2.51	Dubiel/Heintzelman ...2	Leonard225.2	Leonard92
1949	Heintzelman3.02	Heintzelman#5	Heintzelman250.0	Roberts95
1950	Roberts3.02	Roberts#5	Roberts304.1	Roberts/Simmons 146
1951	Roberts3.03	Roberts*6	Roberts*315.0	Roberts127
1952	Roberts2.59	Simmons#6	Roberts*330.0	Roberts148
1953	Roberts2.75	Roberts5	Roberts*346.2	Roberts*198
1954	Simmons2.81	Dickson/Roberts4	Roberts*336.2	Roberts*185
1955	Roberts3.28	Dickson4	Roberts*305.0	Roberts160
1956	Simmons3.36	Haddix2	Roberts297.1	Roberts157
1957	Sanford3.08	Sanford3	Roberts249.2	Sanford*188
1958	Roberts3.23	Sanford/Semproch ...2	Roberts269.2	Roberts130
1959	Conley3.00	Conley3	Roberts257.1	Roberts137
1960	Conley3.68	Conley/Roberts2	Roberts237.1	Roberts122
1961	Mahaffey4.10	Mahaffey3	Mahaffey219.1	Mahaffey158
1962	Bennett3.81	Bennett/Mahaffey ...2	Mahaffey274.0	Mahaffey177
1963	Short2.29	Culp5	McLish209.2	Culp176
1964	Short2.20	Bunning5	Bunning284.1	Bunning219
1965	Bunning2.60	Bunning7	Short297.1	Bunning268
1966	Bunning2.41	Bunning/Jackson#5	Bunning314.0	Bunning252
1967	Bunning2.29	Bunning*6	Bunning*302.1	Bunning*253
1968	L. Jackson2.77	Fryman5	Short269.2	Short202
1969	Wise3.23	G. Jackson4	G. Jackson253.0	G. Jackson180
1970	Bunning4.11	Fryman3	Wise220.0	Selma153
1971	Wise2.88	Wise4	Wise272.0	Wise155
1972	Carlton*1.97	Carlton8	Carlton*346.1	Carlton*310
1973	Twitchell2.50	Twitchell5	Carlton#293.1	Carlton223
1974	Lonborg3.21	Lonborg3	Carlton291.0	Carlton*240
1975	Carlton3.56	Carlton3	Carlton255.0	Carlton192
1976	Lonborg3.08	Carlton2	Carlton252.2	Carlton195
1977	Carlton2.64	Carlton2	Carlton283.0	Carlton198
1978	Carlton2.84	Carlton/Christenson ...3	Carlton247.0	Carlton161
1979	Carlton3.62	Carlton4	Carlton251.0	Carlton213
1980	Carlton2.34	Carlton3	Carlton*304.0	Carlton*286
1981	Carlton2.42	Carlton1	Carlton190.0	Carlton179
1982	Carlton3.10	Carlton*6	Carlton*295.2	Carlton*286
1983	Denny2.37	Carlton3	Carlton*283.2	Carlton*275
1984	Koosman3.25	Hudson/Koosman1	Carlton229.0	Carlton163
1985	Rawley3.31	three with2	Gross205.2	Gross151
1986	Gross4.02	Gross2	Gross241.2	Gross154
1987	Carman4.22	Carman2	Rawley229.2	Carman125
1988	Gross3.69	three with1	Gross231.2	Gross162
1989	Howell3.44	six with1	Howell204.0	Howell164
1990	Mulholland3.34	Combs2	Combs183.1	Combs108
1991	Greene3.38	Mulholland3	Mulholland232.0	Greene154
1992	Schilling2.35	Schilling4	Mulholland229.0	Schilling147
1993	Mulholland3.25	three with2	Schilling235.1	Schilling186
1994	D. Jackson3.26	D. Jackson1	D. Jackson179.1	D. Jackson129
1995	Schilling3.57	Green2	Quattrill179.1	Schilling114
1996	Schilling3.19	Schilling2	Schilling183.1	Schilling182
1997	Schilling2.97	Schilling2	Schilling254.1	Schilling*319
1998	Schilling3.25	Schilling2	Schilling*268.2	Schilling*300
1999	Schilling3.54	Loewer/Schilling1	Byrd199.2	Schilling152
2000	Person3.63	three with1	Wolf206.1	Person164

* League leader # Tied for league lead

YEARLY PITCHING LEADERS

YEAR	ERA	SHUTOUTS	INNINGS PITCHED	STRIKEOUTS
2001	Wolf3.70	Wolf 2	Person 208.1	Person183
2002	Wolf3.20	Wolf 2	Wolf 210.2	Wolf172
2003	Padilla3.62	Millwood#3	Millwood 222.0	Wolf177
2004	Wolf4.28	Lidle 2	Milton 201.0	Milton161
2005	Myers3.72	none	Lieber 218.1	Myers 208
2006	Myers3.91	Floyd/Lieber 1	Myers 198.0	Myers189
2007	Hamels3.39	Durbin/Lieber 1	Moyer 199.1	Hamels177
2008	Hamels3.09	Hamels 2	Hamels 227.1	Hamels196
2009	Happ2.93	Hamels/Happ 2	Blanton 195.1	Hamels168
2010	Halladay2.44	Halladay*4	Halladay*250.2	Halladay 219
2011	Halladay2.35	Lee*6	Halladay 233.2	Lee 238
2012	Hamels3.05	Hamels 2	Hamels 215.1	Hamels 216
2013	Lee2.87	Kendrick/Lee 1	Lee 222.2	Lee 222
2014	Hamels2.46	none	Burnett 213.2	Hamels198
2015	Hamels3.64	Hamels 1	Harang 172.1	Hamels137
2016	Eickhoff3.65	three with 1	Eickhoff 197.1	Eickhoff167
2017	Nola3.54	none	Nola 168.0	Nola184
2018	Nola2.37	none	Nola 212.1	Nola 224
2019	Nola3.87	Eflin 1	Nola 202.1	Nola 229
2020	Wheeler2.92	Eflin/Nola 1	Nola 71.1	Nola96
2021	Wheeler2.78	Wheeler#2	Wheeler*213.1	Wheeler*247
2022	Nola3.25	Nola#1	Nola 205.0	Nola 235
2023	Wheeler3.61	Lorenzen 1	Nola 193.2	Wheeler 212
2024	Wheeler2.57	four with#1	Wheeler 200.0	Wheeler224

* League leader # Tied for league lead

WINNING & LOSING STREAKS

WINS

- 15 Steve Carlton, 6/7-8/17/1972 (LH)
- #12 Tom Seaton, 9/7/1912-5/21/1913
- 11 Charles Ferguson, 8/18-10/9/1886
- 11 Togie Pittinger, 4/29-6/15/1905
- #11 Ranger Suárez, 9/16/2023-5/21/2024
- 10 Earl Moore, 7/21-8/23/1910
- 10 Grover Alexander, 5/1-6/12/1913
- #10 Schoolboy Rowe, 7/11/1946-5/16/1947
- #10 Jim Lonborg, 7/5/1975-5/30/1976
- #10 Roy Oswalt, 8/11/2010-4/21/2011
- 9 Grover Alexander, 6/5-7/13/1915
- #9 Phil Collins, 8/21/1929-5/17/1930
- 9 Ken Heintzelman, 6/4-7/23/1949 (LH)
- 9 Robin Roberts, 7/11-8/19/1952
- #9 Steve Carlton, 10/1/1980-5/31/1981 (LH)
- #9 Rheel Cormier, 5/15/2003-4/7/2004 (LH)
- #9 Randy Wolf, 5/9/2005-9/17/2006 (LH)
- 9 Vance Worley, 6/29-9/6/2011

LOSSES

- #13 Al Hollingsworth, 9/10/1938-9/4/1939 (LH)
- 12 John Coleman, 8/13-9/15/1883
- 12 Russ Miller, 5/12-8/12/1928
- 12 Hugh Mulcahy, 8/4-9/23/1940
- 12 Ken Reynolds, 5/29-8/25/1972 (LH)
- #11 Les Sweetland, 8/24/1927-5/20/1928
- 11 Lee Grissom, 5/13-8/2/1941 (LH)
- 11 John Buzhardt, 7/19-9/16/1960
- #11 Frank Sullivan, 6/29/1961-5/16/1962
- 11 Barry Lersch, 5/31-9/19/1971
- 11 Bill Champion, 6/13-9/26/1972
- 11 Kyle Abbott, 4/10-7/6/1992 (LH)
- @11 Bobby Munoz, 8/2/1994-4/20/1997
- #11 Matt Beech, 8/13/1996-8/2/1997 (LH)

Over two seasons
@ Over three or more seasons

INDIVIDUAL PITCHING RECORDS

Since 1900

KEY: (ML) Major League record; (MLT) Major League record tied; (NL) National League record; (NLT) National League record tied

MOST GAMES

Season—90, Kent Tekulve, 1987 (RH); 84, Rheal Cormier, 2004 (LH)

Consecutive—9, Kent Tekulve, 1987

Rookie—65, Jack Baldschun, 1961

Career—529, Robin Roberts

MOST GAMES STARTED

Season—45, Grover Alexander, 1916 (RH); 41, Steve Carlton, 1972 (LH)

Rookie—42, George McQuillan, 1908

Career—499, Steve Carlton (LH); 472, Robin Roberts (RH)

Consecutive, no relief appearances—499, Steve Carlton

MOST COMPLETE GAMES

Season—38, Grover Alexander, 1916 (RH); 34, Doc White, 1902 (LH)

Rookie—32, George McQuillan, 1908

Career—272, Robin Roberts

Consecutive—28, Robin Roberts, 8/28/1952-7/5/1953

MOST INNINGS PITCHED

Game—20.0, Tully Sparks, 8/24/1905 vs CHI (L 2-1); Mule Watson, 7/17/1918 at CHI (L 2-1); Joe Oeschger, 4/30/1919 vs BKN (T 9-9)

Season—389.0, Grover Alexander, 1916 (RH); 346.1, Steve Carlton, 1972 (LH)

Season, reliever—166.2, Andy Karl, 1945

Rookie—367.0, Grover Alexander, 1911

Career—3,739.1, Robin Roberts

MOST CONSECUTIVE SCORELESS INNINGS

Reliever—32.2, Larry Andersen, 1984

Starter—41.0, Grover Alexander, 1911

Start of career—24.0, George McQuillan, 5/8-9/29/1907 (gm 1) (NL)

MOST CONSECUTIVE BATTERS RETIRED

Game—27, Curt Simmons, 5/16/1953 at MIL (Bruton single to start game; then retired next 27); Robin Roberts, 5/13/1954 vs. CIN (Adams HR to start game; then retired next 27); Jim Bunning, 6/21/1964 at NYM (gm 1) (perfect game); Roy Halladay, 5/29/2010 at FLA (perfect game)

Extra innings—32, Rick Wise, 9/18/1971 vs CHI (12 inn.) W 4-3

MOST BATTERS FACED

Inning—16, Hal Kelleher, 5/5/1938 at CHI, 8th (L 21-2) (MLT)

MOST AT-BATS

Inning—14, Hal Kelleher, 5/5/1938 at CHI, 8th (MLT)

MOST HITS ALLOWED

Inning—11, Reggie Grawski (10 singles), 8/4/1934 vs NYG (gm 2), 9th (NL)

Consecutive hits, inning—9, Erskine Mayer, 8/18/1913, 9th

Game—22, Dutch Schesler, 7/11/1931 vs NYG (gm 1) (8 inn.); 24, Joe Oeschger, 4/30/1919 vs BKN (20 inn.)

Shutout, game—12, George Smith, 4-0, 8/12/1921 at BOS (gm 2)

Season—348, Claude Passeau, 1937 (RH); 293, Steve Carlton, 1973 (LH)

Rookie—285, Grover Alexander, 1911; 283, Curt Davis, 1934

Career—3,661, Robin Roberts

FEWEST HITS ALLOWED

No-hitters, Phillies—12, since 1900 (see separate chart in guide)

No-hitters, opponents—24, since 1900 (see separate chart in guide)

One-hitters, career—5, Grover Cleveland Alexander and Steve Carlton

MOST RUNS ALLOWED

Inning—12, Hal Kelleher, 5/5/1938 at CHI, 8th (L 21-2) (NL)

Game—17, Bill Duggleby, 9/19/1903 at CIN (gm 1) (L 17-7)

Season—178, Ray Benge, 1930 (RH); 164, Les Sweetland, 1930 (LH)

Rookie—141, Ham Iburg, 1902

Career—1,591, Robin Roberts

MOST EARNED RUNS ALLOWED

Season—147, Robin Roberts, 1956 (RH); 143, Les Sweetland, 1930 (LH)

Rookie—130, Wayne LaMaster, 1937 (LH)

Career—1,437, Robin Roberts

MOST HOME RUNS ALLOWED

Inning—4, Bill Kersieck, 8/13/1939 at NYG (gm 1), 4th; Charlie Bicknell, 6/6/1948 at STL (gm 1), 6th; Kyle Gibson, 7/2/2022 vs STL, 1st (MLT)

Consecutive, inning—4, Kyle Gibson, 7/2/2022 vs STL, 1st (MLT)

Game—6, Bill Kersieck, 8/13/1939 at NYG (gm 1) (MLT)

Season—46, Robin Roberts, 1956 (RH);

43, Eric Milton, 2004 (LH)

Rookie—25, Ray Semproch, 1958 and Nick Pivetta, 2017 (RH); Matt Beech, 1997 (LH)

Career—402, Robin Roberts (185 home, 217 away)

MOST GRAND SLAMS

Game—2, June Greene, 7/6/1929 vs STL (gm 2) (MLT)

Consecutive games—2, Bubba Church, 9/24-27/1950; Tug McGraw, 8/5-11/1979; Doug Bair, 7/7-9/1987; Tommy Greene, 8/22-27/1995 (MLT)

Month—2, June Greene, July 1929; Bubba Church, Sept. 1950; Tug McGraw, Aug. 1979; Doug Bair, July 1987; Tommy Greene, August 1995; Roy Halladay, May 2012

Season—4, Tug McGraw, 1979 (MLT)

MOST TOTAL BASES

Inning—19, David Buchanan, 8/11/2015 at ARI, 2nd

MOST WALKS

Inning—Unknown

Game—12, Fred Mitchell, 7/27/1903 vs BKN; Curt Simmons, 9/6/1948 vs NYG (6.1 inn., called due to darkness after 7)

Season—164, Earl Moore, 1911 (RH); 136, Steve Carlton, 1974 (LH)

Rookie—107, Jack Hamilton, 1962

Career—1,252, Steve Carlton

INDIVIDUAL PITCHING RECORDS

MOST STRIKEOUTS

Inning—4, Doc White, 7/21/1902 vs BKN, 5th; Jake Thompson, 8/12/2016 vs COL, 2nd

Immaculate inning (3 SO on 9 pitches)—Andy Ashby, 6/15/1991 vs CIN, 4th; Juan Perez, 7/8/2011 vs ATL, 10th; Cole Hamels, 5/17/2014 vs CIN, 3rd

Game, RH—17, Art Mahaffey, 4/23/1961 vs CHI (gm 2)

Game, LH—16, Steve Carlton, 6/9/1982 vs CHI; Cliff Lee, 5/6/2011 vs ATL

Game, extra innings—18, Chris Short, 15 IP, 10/2/1965 at NYM (gm 2)

Consecutive, reliever—6, Jack Meyer, 9/22/1958 vs PIT (gm 1), 12th-13th inn. (1st 6 batters); Willie Hernandez, 7/3/1983 vs NYM, 8th-9th inn. (all 6 he faced); Antonio Bastardo, 4/8/2011 at ATL, 6th-7th inn. (final 6 he faced), & 8/5/2014 vs HOU, 11th-12th inn.; Victor Arano, 4/14/2019 at MIA, 12th-13th inn. (all 6 he faced)

Consecutive, starter—10, Aaron Nola, 6/25/2021 at NYM (gm 1) (MLT)

Consecutive, start of game—6, Brandon Duckworth, 8/5/2002 vs LAD

Consecutive, start of game, opp.—8, German Marquez, 9/26/2018 at COL

Season, starter—319, Curt Schilling, 1997 (RH); 310, Steve Carlton, 1972 (LH)

Season, reliever—153, Dick Selma, 1970 (134 inn.) (NL)

Rookie—227, Grover Alexander, 1911

Career—3,031, Steve Carlton

MOST HIT BATSMEN

Inning—Unknown

Game—4, Charley Schanz, 7/15/1945 vs CIN (gm 1) (MLT)

Season—19, Fred Mitchell, 1903; Jim Bunning, 1966 (RH); 16, John Lush, 1906 (LH)

Career—72, Jim Bunning

MOST WILD PITCHES

Inning—Unknown

Game—5, Ken Howell, 4/5/1989 at CHI (W 12-4)

Season—22, Jack Hamilton, 1962 (RH); 14, Chris Short, 1961 (LH)

Rookie—22, Jack Hamilton, 1962

Career—120, Steve Carlton

MOST WINS

Season—33, Grover Alexander, 1916 (RH); 27, Steve Carlton, 1972 (LH)

Season, reliever—16, Jim Konstanty, 1950

Highest pct., team's wins—45.8, Steve Carlton, 1972, 27-10 (59-97) (NL)

Consecutive, season—15, Steve Carlton, 6/7-8/17/1972

Consecutive games, relief pitcher—3, Gene Garber, 5/15 (gm 2)-16-17/1975; Mitch Williams, 8/4-6-7/1991 (MLT)

Rookie—28, Grover Alexander, 1911 (ML)

Career—241, Steve Carlton (LH); 234, Robin Roberts (RH)

Career, reliever—54, Ron Reed

Winning percentage, season—800, Robin Roberts (28-7), 1952 (RH); 741, Steve Carlton (27-10), 1972 (LH)

Wins at Baker Bowl, season—20, Grover Alexander, 1914 (lost 4)

Wins at Baker Bowl, career—101, Grover Alexander

Wins at Shibe Park/Connie Mack Stadium, season—14, Robin Roberts, 1952 (lost 2) and 1955 (lost 4)

Wins at Shibe Park/Connie Mack Stadium, career—126, Robin Roberts

Wins at Veterans Stadium, season—17, Steve Carlton, 1977 (lost 3)

Wins at Veterans Stadium, career—138, Steve Carlton (lost 62)

Wins at Citizens Bank Park, season—12, Roy Halladay, 2010 (lost 5)

Wins at Citizens Bank Park, career—57, Aaron Nola (lost 31)

MOST LOSSES

Season—24, Charles Fraser, 1904 (RH); 22, Eppa Rixey, 1920 (LH)

Season, reliever—12, Gene Garber, 1975 (10-12)

Consecutive, season—12, Russ Miller, 5/12-8/12/1928; Hugh Mulcahy, 8/4-9/23/1940; Ken Reynolds, 5/29-8/25/1972

Consecutive, start of season—12, Russ Miller, 1928; Ken Reynolds, 1972

Without a win, season—12, Russ Miller, 1928 (NL)

Rookie—19, Al Gerheuser, 1943

Career—199, Robin Roberts (RH); 161, Steve Carlton (LH)

MOST SHUTOUTS

First ML game—Eddie Stack, 6/7/1910, 1-0, vs CHI; Earl Caldwell, 9/8/1928, 4-0, vs BOS; Hal Kelleher, 9/17/1935, 1-0, vs CIN; Niles Jordan, 8/26/1951, 2-0, vs CIN; Dave Downs, 9/2/1972, 3-0, at ATL

Opening Day—3, Chris Short, 1965, 1968, 1970 (NLT)

Season—16, Grover Alexander, 1916 (ML)

Consecutive—4, Grover Alexander, 9/7-13-17-21/1911

1-0 wins, season—4, Grover Alexander, 1916

1-0 losses, season—5, George McQuillan, 1908; Jim Bunning, 1967 (MLT)

Lost, season—8, George McQuillan, 1908

Rookie—7, George McQuillan, 1908; Grover Alexander, 1911; 5, Ray Culp, 1963

Career—61, Grover Alexander

MOST SAVES

Consecutive appearances—13, Steve Bedrosian, 5/25-6/30/1987

Consecutive, without a blown save—44, Brad Lidge, 4/7/2008-4/13/2009 (not including postseason)

Season—45, Jose Mesa, 2002 (RH); 43, Mitch Williams, 1993 (LH)

Rookie—16, Jack Meyer, 1955; Seranthony Dominguez, 2018

Career—123, Jonathan Papelbon (RH); 102, Mitch Williams (LH)

MOST GAMES FINISHED

Season—70, Billy Wagner, 2005 (LH); 64, Jose Mesa, 2002 (RH) and Jonathan Papelbon, 2012 (RH)

Career—313, Tug McGraw (LH); 255, Ron Reed (RH)

MOST SACRIFICE FLIES

Season—15, Randy Lerch, 1979 (NL)

MOST BALKS

Season—11, Steve Carlton, 1979 (NL)

LOWEST EARNED RUN AVERAGE

Season—1.22, Grover Alexander, 1915

Rookie—1.53, George McQuillan, 1908

20 WINS, 20 LOSSES NEXT SEASON

Eppa Rixey (22-10) 1916, (16-21) 1917; Steve Carlton (27-10) 1972, (13-20) 1973

TRIPLE CROWN (W-SO-ERA), NATIONAL LEAGUE

Grover Alexander, 31–241–1.22, 1915

Grover Alexander, 33–167–1.55, 1916

Grover Alexander, 30–201–1.86, 1917

Steve Carlton, 27–310–1.97, 1972

TEAM PITCHING RECORDS

Since 1900 ("Fewest" records do not include shortened seasons)

KEY: (ML) Major League record; (MLT) Major League record tied; (NL) National League record; (NLT) National League record tied

NUMBER OF PITCHERS

Most—35 in 2021

Fewest—6 in 1901

MOST COMPLETE GAMES

Season—131 in 1904

Fewest, season—0 in 2018

MOST INNINGS

Game—20, 8/24/1905 vs CHI (L 2-1); 7/17/1918 at CHI (L 2-1); 4/30/1919 vs BKN (T 9-9); 5/4/1973 vs ATL (W 5-4); 7/7/1993 vs LAD (W 7-6)

Season—1,480 in 1980

Fewest, season—1,299 in 1907 (154 games) (ML)

MOST HITS ALLOWED

Inning—Unknown

Consecutive, inning—10, 6/12/1922 vs STL, 6th

Game—30, 9/2/1925 vs NYG (gm 2) (L 24-9)

Season—1,993 in 1930 (ML)

Fewest, season—1,086 in 1918

MOST RUNS ALLOWED

Inning—14, 8/25/1922 at CHI, 4th

Game—28, 7/6/1929 vs STL (gm 2) (L 28-6) (NL)

Season—1,199 in 1930 (ML)

Fewest, season—445 in 1908

MOST EARNED RUNS ALLOWED

Season—1,024 in 1930 (ML)

Fewest, season—332 in 1915 (ML)

MOST HOME RUNS ALLOWED

Inning—4, 8/13/1939 at NYG (gm 1), 4th; 6/6/1948 at STL, 2nd; 6/22/1997 vs ATL, 3rd; 7/2/2022 vs STL, 1st

Game—9, 9/4/1999 vs CIN (NL)

Season—258 in 2019

Fewest, season—49 in 1944 (since 1940)

MOST GRAND SLAMS

Game—2, 9/5/1924 vs NYG; 7/6/1929 vs NYG; 5/1/1933 vs PIT; 4/30/1938 vs BOS; 7/14/97 at ATL

Season—8 in 1933 and 1974

MOST PINCH HOMERS

Game—2, 6/9/1954 vs CHI; 8/15/1962 vs NYM (13 inn.); 9/17/1963 vs NYM; 6/19/2010 vs MIN (10 inn.); 7/30/2019 vs SF (MLT)

MOST WALKS

Inning—Unknown

Game—18, 8/24/2013 vs ARI (18 inn.)

Season—682 in 1974

Fewest, season—259 in 1901

MOST STRIKEOUTS

Inning—4, Doc White, 7/21/1902 vs BKN, 5th; Jake Thompson, 8/12/2016 vs COL, 2nd (MLT)

Game, 9 innings—18, 5/6/2011 vs ATL (Cliff Lee, J.C. Romero, Danys Baez)

Game, extra innings—21, 9/22/1958 vs PIT (gm 1) (14 inn.) (Seth Morehead, Dick Farrell, Jack Meyer); 10/2/1965 at NYM (gm 2) (18 inn.) (Chris Short, Gary Wagner, Jack Baldschun)

Season—1,480 in 2021

Fewest, season—284 in 1900

MOST HIT BATSMEN

Inning—3, 5/15/1960 vs CIN (gm 1), 8th; 9/30/2023 at NYM, 3rd

Game—4, 11 times; last: 7/30/2023 at PIT

Season—77 in 2003

Fewest, season—13 in 1950

MOST WILD PITCHES

Inning—Unknown

Game—5, 4/5/1989 at CHI; 5/4/1997 at COL

Season—91 in 1989

Fewest, season—14 in 1952

MOST BALKS

Inning—Unknown

Game—2, 29 times; last: 4/20/2012 at SD

Season—27 in 1984

Fewest, season—0 in 1946 & 1955 (MLT)

MOST WINS

Season—102 in 2011

Fewest, season—42 in 1942

MOST LOSSES

Season—111 in 1941

Fewest, season—60 in 2011

MOST SHUTOUTS

Season, won—26 in 1916

Season, lost—23 in 1908 and 1909

Longest—18.0 inn., 10/2/1965 at NYM (T, 0-0)

Fewest, season—2 in 1942

1-0 shutouts, won—7 in 1913

Longest 1-0 win—16.0 inn., 5/17/1991 vs CHI

1-0 shutouts, lost—10 in 1967 (MLT)

Consecutive, games—4 in 1951 (Robin Roberts, 7/25 at STL; Ken Johnson, 7/26 at STL; Bubba Church, 7/27 at CHI; Russ Meyer, 7/28 at CHI) and 1969 (Jerry Johnson, 8/13 at ATL; Woodie Fryman, 8/14 at ATL; Grant Jackson, 8/15 vs HOU; Rick Wise, 8/16 vs HOU)

Consecutive innings—41 in 1951

Consecutive 1-0 losses, season—3, 5/11-12-13/1960 (MLT)

MOST SAVES

Season—48 in 1987

Fewest, season—15 in 1972


LOWEST EARNED RUN AVERAGE

Season—2.18 in 1915

HIGHEST EARNED RUN AVERAGE

Season—6.70 in 1930 (ML)

THE SHOW 25



"PlayStation Family Mark", "PlayStation", "PlayStation Studios logo", "PS5 Logo", and "Play Has No Limits" are registered trademarks or trademarks of Sony Interactive Entertainment Inc. ©2025 Sony Interactive Entertainment LLC. MLB and MLB trademarks and copyrights are used with permission of Major League Baseball. Visit MLB.com and MLB.com. Officially Licensed Product of MLB Players, Inc. MLBPA trademarks, copyrighted works and other intellectual property rights are owned and/or held by MLBPA and may not be used without the written consent of MLBPA or MLB Players, Inc. Visit MLBPLAYERS.com, the Players Choice on the web. The Baseball Hall of Fame and Museum trademarks and copyrights are used with permission of the National Baseball Hall of Fame and Museum, Inc., as applicable. Visit the official website of the Hall of Fame at BaseballHall.org. Official Licensee-Major League Alumni Marketing, Inc. © MLAM. Officially Licensed by the Negro Leagues Baseball Museum, Inc. Kansas City, MO. Stubs is a registered trademark or trademark of Sony Interactive Entertainment LLC. Nintendo Switch is a trademark of Nintendo. All other trademarks are the property of their respective owners.

DEFENSE



LEAGUE LEADERS – DEFENSE

1900	Nap Lajoie, 2b	.954	1953	Willie Jones, 3b	.993	1986	Mike Schmidt, 3b	.980
	Ed McFarland, c	.963	1954	Willie Jones, 3b	.968	1994	Milt Thompson, of	1.000
1901	Harry Wolverton, 3b	.921	1955	Willie Jones, 3b	.960	1995	Jim Eisenreich, of	1.000
	Bill Hallman, 2b	.971		Andy Seminick, c	.994	1999	Mike Lieberthal, c	.997
1903	Harry Wolverton, 3b	.941	1956	Willie Jones, 3b	.973	2002	Doug Glanville, cf	1.000
1904	Harry Wolverton, 3b	.925	1958	Willie Jones, 3b	.967	2004	Placido Polanco, 2b	.995
1906	Roy Thomas, of	.986		Robin Roberts, p	1.000	2006	Shane Victorino, of	1.000
1909	Kitty Bransfield, 1b	.989	1962	Tony Gonzalez, of	1.000	2007	Aaron Rowand, of	.995
1910	Mickey Doolan, ss	.948	1963	Tony Taylor, 2b	.986	2008	Jimmy Rollins, ss	.988
1911	Sherry Magee, of	.981		Don Demeter, of	1.000	2009	Jimmy Rollins, ss	.990
1913	Hans Lobert, 3b	.974		Chris Short, p	1.000	2010	Placido Polanco, 3b	.986
	Bill Killefer, c	.988	1964	Tony Gonzalez, of	.996	2011	Placido Polanco, 3b	.977
1914	Hans Lobert, 3b	.944	1966	Bill White, 1b	.994		Shane Victorino, of	1.000
1915	Bobby Byrne, 3b	.969	1967	Bobby Wine, ss	.980	2012	Jimmy Rollins, ss	.978
1916	Bill Killefer, c	.985		Tony Gonzalez, of	.993	2014	Jimmy Rollins, ss	.988
1917	Dode Paskert, of	.984	1968	Cookie Rojas, 2b	.987		Cole Hamels, p	1.000
	Bill Killefer, c	.984		Johnny Callison, of	1.000	2016	Freddy Galvis, ss	.987
1922	Butch Henline, c	.983		Larry Jackson, p	1.000		Jeremy Hellickson, p	1.000
1924	Heinie Sand, ss	.959	1971	Larry Bowa, ss	.987	2017	Freddy Galvis, ss	.989
	George Harper, of	.986		Rick Wise, p	1.000		Aaron Nola, p	1.000
1927	Jimmy Cooney, ss	.978	1972	Don Money, 3b	.978	2018	Aaron Nola, p	1.000
	Dick Spalding, of	.992		Larry Bowa, ss	.987	2019	Aaron Nola, p	1.000
1929	Walt Lerian, c	.986	1973	Greg Luzinski, of	.993	2021	J.T. Realmuto, c	.999
1932	Pinky Whitney, 3b	.960		Ken Brett, p	1.000	2022	Nick Castellanos, of	1.000
	Don Hurst, 1b	.993	1974	Larry Bowa, ss	.984	2023	J.T. Realmuto, c	.998
1935	Johnny Vergez, 3b	.953	1976	Dave Cash, 2b	.988		Nick Castellanos, of	1.000
1937	Pinky Whitney, 3b	.982	1978	Larry Bowa, ss	.986		Taijuan Walker, p	1.000
	Dolph Camilli, 1b	.994		Bob Boone, c	.991	2024	Bryson Stott, 2b	.993
1939	Pinky May, 3b	.956		Bake McBride, of	.996		Aaron Nola, p	1.000
1940	Ham Schulte, 2b	.980	1979	Larry Bowa, ss	.991		Ranger Suárez, p	1.000
1941	Pinky May, 3b	.972	1980	Pete Rose, 1b	.997		Zack Wheeler, p	1.000
1942	Danny Litwhiler, of	1.000		Steve Carlton, p	1.000			
1943	Pinky May, 3b	.963	1982	Garry Maddox, cf	.992			
1946	Frank McCormick, 1b	.999		Manny Trillo, 2b	.994			
1947	Dutch Leonard, p	1.000	1984	Ozzie Virgil, c	.994			

DID YOU KNOW?

The Phillies team record for most errors in a game is nine, occurring on Aug. 5, 1904 vs Cincinnati. The Phils have made eight errors in a game twice, April 24, 1922 vs New York and Aug. 18, 1941 vs Cincinnati.

TRIPLE PLAYS

TURNED BY PHILLIES

Date, Opponent	Fielders	Batter
9/8/1890 vs BKN	Allen (ss) to Myers (2b) to McCauley (1b)	Smith
4/23/1891 vs BKN	Shindle (3b) to Allen (ss)	O'Brien
9/5/1908 vs NYG	Doolan (ss) to Knabe (2b) to Dooiin (c) to Grant (3b) to Doolan to Dooiin to Grant	Devlin
9/4/1909 vs BKN	Doolan (ss) to Ward (2b) to Bransfield (1b) to Dooiin (c)	Bell
8/12/1916 vs NYG	Bancroft (ss) to Byrne (3b) to Bancroft	Robertson
5/26/1918 at CIN	Bancroft (ss) to Luderus (1b)	Magee
7/6/1923 vs PIT	Mokan (lf) to Henline (c) to Sand (ss)	Carey
7/4/1924 at NYG	Ford (3b) to Sand (ss) to Holke (1b)	Groh
5/1/1925 vs BOS	Schultz (rf) to Henline (c) to Fonseca (2b)	O'Neil
6/29/1925 vs BKN	Carlson (p) to Sand (ss) to Hawks (1b)	DeBerry
6/3/1929 at PIT	Thompson (2b) to Hurst (1b) to Grimes to Friberg (ss)	Grimes
9/16/1930 vs PIT	Thompson (2b) to Sherlock (1b)	Traynor
7/1/1931 vs CHI	Mallon (2b) to Friberg (1b) to Bartell (ss)	Taylor
4/26/1935 at NYG	Wilson (c) to Bivin (p) to Ryan (ss) to Camilli (1b)	Mancusco
7/23/1948 at CIN	Caballero (3b) to Hamner (2b) to Sisler (1b)	Stallcup
6/23/1949 at PIT	Miller (2b) to Hamner (ss) to Sisler (1b)	Stevens
6/22/1950 vs PIT	Miller (p) to Hamner (ss) to Waitkus (1b) to Seminick (c)	Bell
9/25/1955 at NYG	Kazanski (ss) to Morgan (2b) to Blaylock (1b)	Hoffman
6/28/1958 vs STL	Hemus (2b) to Anderson (1b)	K. Boyer
5/17/1964 at HOU	Herrnstein (1b) to Wine (ss) to Herrnstein to Triandos (c)	Grote
8/15/1964 at NYM	Boozar (p) to Amaro (ss) to Thomas (1b)	Klaus
10/2/1964 at CIN	Johnson (lf) to Wine (ss) to Taylor (2b) to Power (1b)	D. Johnson
8/15/1967 vs NYM	Allen (3b) to Rojas (2b) to White (1b)	Linz
5/4/1968 vs PIT	Wine (ss) to Rojas (2b) to White (1b)	Mota
4/28/1991 vs SD	Ready (2b) to Jordan (1b)	T. Gwynn
9/20/1992 at PIT	Morandini (2b) unassisted	King
8/20/1998 at SF	Arias (ss) to Lewis (2b) to Brogna (1b)	Kent
5/15/1999 vs NYM	Arias (ss) to Jordan (2b)	Piazza
4/21/2007 at CIN	Nunez (3b) to Utley (2b) to Helms (1b)	Ross
9/12/2007 vs COL	Dobbs (3b) to Utley (2b)	Holliday
8/23/2009 at NYM	Bruntlett (2b) unassisted	Francoeur
8/7/2016 at SD	Franco (3b) to Hernández (2b) to Joseph (1b)	Blash
8/27/2017 vs CHI	Hoskins (lf) to Báez	Hernández
6/24/2024 at DET	Hernández (2b) to Joseph (1b) to Nola (p) to Harper (1b) to Bohm (3b)	Vierling

TURNED VS PHILLIES

Date, Opponent	Fielders	Batter
9/8/1885 vs NYG	Connor (1b) to Gerhardt (2b)	Ferguson
8/4/1887 at CHI	Pfeffer (2b) to Williamson (ss) to Burns (3b)	McGuire
9/11/1894 at PIT	Steere (ss) to Beckley (1b) to Sugden (c) to Bierbauer (2b)	Delahanty
6/26/1902 vs NYG	Bean (ss) to Smith (2b) to O'Hagan (1b) to Yeager (c)	Jacklitsch
7/27/1907 at PIT	Nealon (1b) to Wagner (ss) to Nealon	Courtney
9/23/1907 at CHI	Howard (1b) to Tinker (ss)	Dooiin
9/3/1908 vs BKN	Pastorius (p) to Alperman (2b) to Jordan (1b)	Dooiin
10/9/1911 vs BOS	Ingerton (ss) to Sweeney (2b) to Houser (1b)	Knabe
4/24/1914 at NYG	Doyle (2b) to Merkle (1b) to Fletcher (ss) to McLean (c)	Luderus
7/17/1919 vs STL	Lavan (ss) to Hornsby (3b)	Sicking
7/7/1920 at PIT	Cooper (p) to Caton (ss) to Grimm (1b)	Wheat
8/21/1920 at PIT	Cooper (p) to McKechnie (3b) to Whitted (1b)	LeBourveau
7/27/1921 at STL	Hornsby (ss) to Toporcer (2b) to Fournier (1b)	Rapp
9/3/1922 at NYG	Youngs (rf) to Bancroft (ss) to Groh (3b) to Kelly (1b)	Smith
10/6/1923 at BOS	Padgett (ss) unassisted	Holke
7/30/1924 vs STL	Bottomley (1b) to Cooney (ss) to Hornsby (2b)	Mokan
9/6/1924 vs NYG	Frisch (2b) to Terry (1b)	Schultz
5/18/1929 vs BKN	Hendrick (1b) to Bancroft (ss)	O'Doul
5/25/1929 at BKN	Bancroft (ss) to Hendrick (1b) to Moore (2b)	Peel
5/29/1934 at BOS	Frankhouse (p) to Jordan (1b) to Urbanski (ss)	Jeffries
8/4/1934 vs NYG	Critz (2b) to Terry (1b) to Jackson (ss)	Allen
9/16/1936 vs STL	Haines (p) to Mize (1b) to Durocher (ss)	Grace
7/12/1937 vs NYG	Ott (rf) to Mancusco (c) to Bartell (ss) to Chiozza (3b)	Arnovich
9/6/1942 vs BOS	Earley (p) to Miller (ss) to West (1b)	Murtaugh
8/23/1947 vs STL	Rice (c) to Marion (ss) to Musial (1b)	Gilbert
5/21/1950 vs STL	Garagiola (c) to Glaviano (3b) to Marion (ss) to Musial (1b)	Waitkus
8/30/1953 vs CIN	Bridges (2b) to McMillian (ss) to Kluzewski (1b)	Hamner
7/6/1960 at MIL	Cottier (2b) to Adcock (1b) to Crandall (c) to Mathews (3b)	Smith
7/15/1978 at ATL	Horner (3b) to Hubbard (2b) to Murphy (1b)	Cardenal
4/11/1981 at STL	Templeton (ss) to Porter (c) to Hernandez (1b) to Herr (2b) to Oberkfell (3b)	Matthews
9/3/2002 at MTL	Schneider (c) to Cabrera (ss) to Galarraaga (1b) to Cabrera to Tatis (3b)	Anderson
8/19/2004 vs HOU	Ensberg (3b) to Kent (2b) to Lamb (1b)	Pratt

OUTFIELD ASSISTS

14 OR MORE OUTFIELD ASSISTS

(Since 1910)

1910	Bates	24	1925	Harper	16	1948	Ennis	15
	Titus	22	1926	Mokan	16		Ashburn	14
1911	Paskert	20		Leach	15	1949	Ennis	#16
	Magee	14		Williams	14	1951	Ashburn	15
1912	Cravath	#26	1927	Leach	*26		Ennis	14
	Paskert	19		Williams	22	1952	Ashburn	*23
1913	Cravath	20	1928	Sothorn	*19	1953	Ashburn	*18
	Paskert	19	1929	Klein	18		Ennis	14
1914	Cravath	#34		O'Doul	14	1957	Ashburn	*18
	Paskert	19	1930	Klein	†44	1959	H. Anderson	*17
	Becker	17		Sothorn	15	1960	Walters	17
1915	Cravath	*28	1931	Arlett	14	1962	Callison	*24
1916	Cravath	17	1932	Klein	*29	1963	Callison	*26
	Paskert	14		Davis	15	1964	Callison	*19
1917	Paskert	19	1933	Klein	*21	1965	Callison	*21
	Whitted	19		Fullis	15	1972	Montanez	#15
	Cravath	17	1934	Allen	19	1973	Unser	14
1918	Cravath	19		Moore	18	1982	Matthews	14
	Meusel	14	1935	Allen	*26	1985	Wilson	*18
1919	Meusel	14		Moore	18	1986	Wilson	*20
1920	Williams	22		Watkins	18	1987	Wilson	*18
	LeBourveau	16	1938	Arnovich	18	1988	Bradley	14
	Stengel	16	1943	Northey	19	1998	Abreu	17
1921	Williams	*29	1944	Northey	#24		Glanville	14
	Meusel	18	1945	DiMaggio	16	2001	Burrell	*18
1922	Walker	24	1946	Wrostek	18			
	Williams	19		Ennis	16			
1923	Walker	19	1947	Walker	15			
	Mokan	16						

* League leader

Tied for league lead

† ML record

SEASON TOP 10

(Since 1910)

Klein, 1930	44	Leach, 1927	26
Cravath, 1914	34	Allen, 1935	26
Williams, 1921	29	Callison, 1963	26
Klein, 1932	29	4 with	24
Cravath, 1915	28	Last: Callison, 1962	
Cravath, 1912	26		

50 OR MORE, CAREER

Delahanty	221	Ennis	134	Meusel	62
S. Thompson	202	Paskert	120	T. Gonzalez	61
Titus	181	B. Hamilton	100	G. Wilson	60
C. Williams	173	Flick	91	Leach	55
R. Thomas	172	Abreu	89	Wrostek	55
Klein	171	Burrell	86	Victorino	54
Cravath	168	Manning	84	Mokan	52
Ashburn	154	E. Andrews	77	Whitted	51
Fogarty	154	Maddox	77	Glanville	51
Callison	153	Luzinski	67	J. Moore	50
S. Magee	136	Northey	63		

CLUB FIELDING RECORDS

Since 1900 ("Fewest" records do not include shortened seasons)

KEY: (ML) Major League record; (MLT) Major League record tied; (NL) National League record; (NLT) National League record tied

ERRORS

Most, game—9, 8/5/1904 vs CIN

Most, season—403 in 1904 (155 games)

Fewest, season—69 in 2022 (162 games)

ERRORLESS GAMES

Season—108 in 2009 & 2022 (162 games)

Consecutive, season—12 in 2009

DOUBLE PLAYS

Most, game—6, 3 times; last: 8/14/1962 at NYM

Most, season—179, in 1961 (155 games); in 1973 (162 games)

Fewest, season—112 in 1984 (162 games)

CONSECUTIVE GAMES, 1 OR MORE DPS

Season—16 (29 DP) in 1961

TRIPLE PLAYS

Most, season—3 in 1964 (MLT)

PASSED BALLS

Most, game—Unknown

Most, season—27, in 1971 (162 games); in 1947 (155 games)

Fewest, season—3, in 1952, 1956 (154 games)

PUTOUTS

Most, season—4,440 in 1980 (162 games)

Fewest, season—3,889 in 1907 (149 games) (ML)

ASSISTS

Most, game—33, 4/30/1919 vs BKN (20 inn.)

Most, season—2,176 in 1921 (154 games)

Fewest, season—1,385 in 2023 (162 games) (NL)

TOTAL CHANCES

Most, game—95, 4/30/1919 vs BKN (20 inn.)

Most, season—6,654 in 1913 (159 games)

Fewest, season—5,655 in 1955 (154 games) (NL)

FIELDING PERCENTAGE

Highest, season—.988 in 2011 & 2022 (162 games)

Lowest, season—.937 in 1904 (155 games) (NL)

FIELDING RECORDS BY POSITION

FIRST BASE

Pct. .999 by Frank McCormick, 1946

Putouts 1,597 by Fred Luderus, 1917

Assists 141 by Rico Brogna, 1998

Double Plays 142 by Eddie Waitkus, 1950

SECOND BASE

Pct. .995 by Placido Polanco, 2004

Putouts 450 by Emil Verban, 1947

Assists 562 by Frank Parkinson, 1922

Double Plays 141 by Dave Cash, 1974

THIRD BASE

Pct. .986 by Placido Polanco, 2010

Putouts 229 by Ernie Courtney, 1905

Assists 404 by Mike Schmidt, 1974 (NL)

Double Plays 40 by Mike Schmidt, 1974

SHORTSTOP

Pct. .991 by Larry Bowa, 1979

Putouts 404 by Monte Cross, 1898

Assists 560 by Larry Bowa, 1971

Double Plays 113 by Tom Thevenow, 1930

OUTFIELD

Pct. 1.000 by Danny Litwhiler, 1942;

Tony Gonzalez, 1962;

Don Demeter, 1963;

Johnny Callison, 1968;

Jim Eisenreich, 1995;

Doug Glanville, 2002;

Shane Victorino, 2006 & 2011;

Nick Castellanos, 2022 & 2023

Putouts 538 by Richie Ashburn, 1951

Assists 44 by Chuck Klein, 1930 (ML)

Double Plays 11 by Sam Thompson, 1896

CATCHER

Pct. .999 by J.T. Realmuto, 2021

Putouts 1,190 by J.T. Realmuto, 2023

Assists 199 by Red Dooin, 1909

Double Plays 19 by Darren Daulton, 1993

PITCHER

Pct. 1.000 by many (most total chances, no errors: 108 by Eppa Rixey, 1917)

Putouts 33 by Charlie Ferguson, 1886

Assists 122 by Charlie Buffinton, 1888

Double Plays 12 by Curt Davis, 1934

CAREER GAMES BY POSITION

FIRST BASE

	YEARS	GAMES
1. Ryan Howard	2004-16	1,477
2. Fred Luderus	1910-20	1,298
3. Sid Farrar	1883-89	816
4. Don Hurst	1928-34	815
5. Kitty Bransfield	1905-11	781

SECOND BASE

	YEARS	GAMES
1. Chase Utley	2003-15	1,453
2. Tony Taylor	1960-71; 74-76	1,003
3. Otto Knabe	1907-13	931
4. Mickey Morandini	1990-97; 2000	926
5. Juan Samuel	1983-88	792

THIRD BASE

	YEARS	GAMES
1. Mike Schmidt	1972-89	2,212
2. Willie Jones	1947-59	1,495
3. Pinky Whitney	1928-33; 36-39	1,078
4. Scott Rolen	1996-2002	842
5. Joe Mulyvey	1883-89; 92	682

SHORTSTOP

	YEARS	GAMES
1. Jimmy Rollins	2000-14	2,058
2. Larry Bowa	1970-81	1,730
3. Mickey Doolan	1905-13	1,297
4. Granny Hamner	1944-59	924
5. Heinie Sand	1923-28	772

DESIGNATED HITTER

	YEARS	GAMES
1. Kyle Schwarber	2022-	216
2. Bryce Harper	2019-	196
3. Darick Hall	2022	31
4. Ryan Howard	2007-16	29
5. Nick Castellanos	2022-	25

OUTFIELD

	YEARS	GAMES
1. Richie Ashburn	1948-59	1,785
2. Del Ennis	1946-56	1,601
3. Sherry Magee	1904-14	1,415
4. Johnny Callison	1960-69	1,379
5. Bobby Abreu	1998-2006	1,331
6. Cy Williams	1918-30	1,324
7. Chuck Klein	1928-33; 36-44	1,285
8. Garry Maddox	1975-86	1,281
9. Roy Thomas	1899-1908; 10-11	1,257
10. Greg Luzinski	1970-80	1,221

CATCHER

	YEARS	GAMES
1. Mike Lieberthal	1994-2006	1,139
2. Red Dooen	1902-14	1,124
3. Bob Boone	1972-81	1,095
4. Carlos Ruiz	2006-16	1,029
5. Darren Daulton	1983; 85-95	965

STARTING PITCHER

	YEARS	GAMES
1. Steve Carlton (LH)	1972-86	499
2. Robin Roberts	1948-61	472
3. Chris Short (LH)	1959-72	301
4. Cole Hamels (LH)	2006-15	294
5. Grover Alexander	1911-17; 30	280

RELIEF PITCHER

	YEARS	GAMES
1. Ryan Madson	2003-11	473
2. Tug McGraw (LH)	1975-84	460
3. Ron Reed	1976-83	449
4. Héctor Neris	2014-21	405
5. Rheal Cormier (LH)	2001-06	363

CONSECUTIVE ERRORLESS GAMES BY POSITION

Since 1900

FIRST BASE

	STREAK
Frank McCormick (1946)	131

SECOND BASE

	STREAK
Manny Trillo (1982)	89

THIRD BASE

	STREAK
Placido Polanco (2010)	80

SHORTSTOP

	STREAK
Jimmy Rollins (2009)	86

LEFT FIELD

	STREAK
Danny Litwhiler (1941-43)	166

CENTER FIELD

	STREAK
Shane Victorino (2010-12)	273

RIGHT FIELD

	STREAK
Nick Castellanos (2022-24)	360

CATCHER

	STREAK
Todd Pratt (2003-05)	124

PITCHER

	STREAK
Rheal Cormier (2001-06)	333
Ryan Madson (2003-09)	333

SCOUTING & PLAYER DEVELOPMENT



2024 Paul Owens Award Winner Justin Crawford

PRO SCOUTING STAFF



Dean Albany
Special
Assignment
Scout



David Chadd
Special
Assignment
Scout



Craig Colbert
Special
Assignment
Scout



Erick Dalton
Special
Assignment
Scout



Todd Donovan
Special
Assignment
Scout



Dave Holliday
Special
Assignment
Scout

AMATEUR SCOUTING STAFF



Connor Betze
Assistant Director,
Amateur Scouting



Darrell Conner
National Scouting
Coordinator



David Crowson
National Scouting
Coordinator



Justin Munson
Pitching
Crosschecker/Analyst



Alex Rosen
Amateur Scouting
Coordinator



Alex Agostino
Mid-Atlantic/
Northeast Regional
Supervisor



Shane Bowers
West Regional
Supervisor



Bryce Harman
Crosschecker and
Ohio Valley Regional
Supervisor



Buddy Hernandez
Southeast Regional
Supervisor



Brad Holland
Southwest Regional
Supervisor



Dave Dangler
WA, OR, ID, MT, AK,
Western Canada



Casey Fahy
NJ, NY, CT, MA, NH, VT,
ME, Eastern Canada



Nate Field
MO, KS, NE, IA, SD, ND



Tommy Field
OK, AR, Northern TX



Zach Friedman
Southern CA,
Southern NV

PRO SCOUTING STAFF



Charley Kerfeld
Special
Assignment
Scout



Mike Koplove
Special
Assignment
Scout



Jon Mercurio
Special
Assignment
Scout



Brad Sloan
Special
Assignment
Scout



Dan Wright
Special
Assignment
Scout

AMATEUR SCOUTING STAFF



Ralph Garr Jr.
Southern and
Western TX



Victor Gomez
Southern FL, PR



Aaron Jersild
GA, SC



Kellan McKeon
Southern VA, NC



Timi Moni
TN, KY, OH



Demerius Pittman
Southern CA, HI



Hilton Richardson
AZ, CO, NM, UT, WY



Derrick Ross
IL, IN, MI, WI, MN



Mike Stauffer
MS, LA, AL



Jason Waugh
Northern CA,
Northern NV



Bo Way
Central and Northern
FL, FL Panhandle



Jeff Zona Jr.
PA, Western NY, DE,
MD, DC, WV,
Northern VA

PART-TIME SCOUTS

James Davis (Southern CA)

Tom Downey (New York)

Jim Fleming (Special assignments)

Brian Kohlscheen (OK)

Les McTavish (Canada)

Mark Wilson (MN)

INTERNATIONAL SCOUTING STAFF



Blake Crosby
Asst. Director,
International
Scouting



Maurizio Ortiz
Coordinator,
International
Scouting



Carlos Salas
Coordinator,
Latin America



Jesús Méndez
Special Assignment
Scout, International
Scouting



Oneri Fleita
International
Crosschecker



Andrés Hiraldo
Supervisor,
Dominican Republic



Rafael Álvarez
Supervisor,
Venezuela



Youngster Wang
Pacific Rim
Crosschecker



Noel Almonte
International
Development Scout



Álvaro Blanco
International Scout,
Colombia



Jesús Blanco
International Scout,
Venezuela



Cristobal Colon
International
Development Scout



Elvis García
International Scout,
Venezuela



Luis García
International Scout,
Dominican
Republic



Charlie Gastelum
International Scout,
Mexico



Jorge González
International
Development
Scout



**Jonatan
Hernández**
International Scout,
Venezuela



Man Youn Kim
International Scout,
South Korea



Quincy Martina
International Scout,
Curaçao

INTERNATIONAL SCOUTING STAFF



Freylin Minyeti
International Scout,
Dominican Republic



William Mota
International Scout,
Venezuela



Antonio Noguera
International
Development Scout



Tora Otsuka
International Scout,
Japan



Bernardo Pérez
International Scout,
Dominican Republic



Abdiel Ramos
International Scout,
Panama



Franklin Rojas
International Scout,
Venezuela



Ismael Rosado
International Scout,
Dominican Republic



Claudio Scerrato
International Scout,
Europe



Eduardo Soriano
International Scout,
Dominican Republic



Koji Takahashi
International Scout,
Japan



Eddy Toledo
International Scout,
Dominican Republic



Wullians Vasquez
International Scout,
Nicaragua



Ebert Velásquez
International Scout,
Venezuela



Brett Ward
International Scout,
Australia



Gustavo Mogollon
International Video
Scouting Assistant,
Venezuela



Kelvin Paulino
International Video
Scouting Assistant,
Dominican Republic



Rañoby Ureña
Dominican Republic
Data Tracker



Miguel De Jesus
International Tryout
Assistant



Gabriela Gonzalez
International
Scouting
Associate

ASSOCIATE SCOUT – Gene Grimaldi

PLAYER DEVELOPMENT STAFF



KEVIN BRADSHAW – Field Coordinator

Born: Webb City, MO... **Resides:** Plant City, FL... Former infielder. Joined the Phillies for the 2022 season and is now in his 36th season as a professional coach. Spent the previous seven years with the Baltimore Orioles organization, serving as manager of the Florida Complex League Orioles Orange (R) in 2021 and Aberdeen (A) from 2016-2020. Served as the Orioles minor league infield coordinator in 2015. Prior to joining the Orioles, had spent his entire baseball career with the Detroit Tigers organization, playing four seasons at the minor league level (1986-89) before beginning his coaching career in 1990. Spent 2013-14 in his second stint as Detroit's minor league infield coordinator after serving in the same capacity from 2008-10. Served as the Tigers' minor league field coordinator from 2011-12. Spent 14 seasons as a manager in the Tigers system. Began his managerial career with Bristol (R) in 1994, before managing the Gulf Coast League Tigers (R, 1995-98, 2000, 2004-06), Oneonta (A, 1999), Erie (AA, 2002-03) and Lakeland (A, 2001, 2007). Named the 2000 Dwight Lowry Award winner as the Tigers Player Development Person of the Year, after leading the GCL Tigers to a second-place finish in the Eastern Division with a record of 34-26. Managed the North Shore Honu in Hawaii Winter Baseball following the 2007 season, guiding the club to a 26-12 record and the league's championship. Managed the Peoria Javelinas in the Arizona Fall league following the 2009 season, winning the championship after posting an 18-14 record. Also served as a coach with London (AA, 1990), Bristol (1991), Toledo (AAA, 1992), Lakeland (1993) and Trenton (AA, 1994).

MANNY AMADOR – Field Coordinator, Dominican Academy

Born: San Juan, DR... **Resides:** Santo Domingo, DR... Former infielder. Has spent his entire professional career with the Phillies organization. Was originally signed by the club as an amateur free agent in 1993. Played for six different minor league teams in the Phillies system over six years (1993-98). Spent 1998-99 offseason coaching in winter ball. Joined the Phillies player development staff in 1999 as a coach for the Dominican Summer League Phillies (R) until 2001. Was moved to Reading (AA) as a coach in 2001. Was Clearwater's (A) coach from 2002-04 and managed Batavia (A) in 2005 before spending 11 years managing the DSL Phillies. Was named to his current position prior to the 2017 season. In 2013, was the recipient of the John Vukovich Award.



KEITH WERMAN – Florida Complex Coordinator/Development Coordinator

Born: Redondo Beach, CA... **Resides:** San Diego, CA... Former infielder. Enters his fourth year in the organization and his first as development coordinator. Joined the Phillies in 2022 as manager at Jersey Shore (A) and spent the 2023-24 seasons serving as Florida Complex coordinator. Spent the previous five years in the San Diego Padres organization, four as major league development coordinator (2018-21) and one as a coach at El Paso (AAA, 2017). Prior to that, spent three seasons with the Hokkaido Nippon-Ham Fighters in Japan as international operations coordinator. As a high school senior, earned First-Team All-Met honors from *The Washington Post* in 2008 after hitting .450 as a catcher, going the entire season without an error or passed ball. Switched to second base at the University of Virginia, where he hit a career

.309 with 178 hits and helped the Cavaliers reach the College World Series in 2009 and 2011. Led the nation in sacrifice bunts with 27 in 2011 and 28 in 2012. Was signed by Seattle as a minor league free agent in June 2012 and played in the Mariners system for two seasons.

RAY RICKER – Assistant Florida Complex Coordinator

Born: Meriden, CT... **Resides:** Bristol, CT... Named assistant Florida complex coordinator for the 2024 season. Joined Reading (AA) as position coach in 2023 after three seasons (2020-22) as a coach for the Gulf Coast League/Florida Complex League Phillies (R). Before joining the Phillies, spent 13 years at Post University (CT) as head coach (2014-19) and hitting coach/recruiting coordinator (2007-13). Also served as the hitting coach for the Bourne Braves (2013-2014) in the Cape Cod Baseball League. Played collegiately at the University of Bridgeport (CT) before finishing up his career at Albertus Magnus College (CT), where he graduated with a communications degree.



JOSH LIPMAN – Assistant Coordinator, Dominican Academy

Born: Lake Jackson, TX... **Resides:** Philadelphia, PA... Enters his 11th year in the Phillies organization and first in his current role. Spent the 2023-24 seasons as assistant director, international scouting research and information after working as coordinator, integrative baseball performance from 2020-22. First joined the Phillies on a full-time basis as minor league video coordinator for 2018 after serving as video intern for Reading (AA) in 2015. Also worked for MLB at the Arizona Fall League in 2017 and for Baseball Info Solutions as an analytics intern (2015) and video scout (2013, 2015). Was a 2010 graduate of the University of Rochester (NY) with a degree in economics and earned his master's degree in sports industry management from Georgetown University (DC) in 2012. Served as an assistant baseball coach at Gallaudet University in Washington, D.C.

PLAYER DEVELOPMENT STAFF



CASEY WEATHERS – Director, Pitching Development

Born: Elk Grove, CA... **Resides:** Clearwater, FL... Former pitcher. Joins the Phillies organization for 2025 after spending the previous five years with the Cincinnati Reds in their player development department. Served as pitching coordinator for the Reds from 2022-24 and for the 2020 and 2021 seasons, worked as rehabilitation coach/Arizona Complex League development coach. Prior to joining the Reds, worked at Optimum Athletics in Sacramento, CA. Attended Vanderbilt University (TN) and was selected with the 8th overall pick in the first round of the 2007 MLB Draft by the Colorado Rockies. Over an eight-year playing career (2007-08; 2010-12; 2014-16), pitched in the Rockies, Chicago Cubs, Tampa Bay Rays and Cleveland Indians minor league systems. Finished his playing career in 2017 with the Fargo-Moorhead Redhawks of the independent Northern League.

TRAVIS HERGERT – Director, Pitching Development – Programming

Born: Cedar Rapids, IA... **Resides:** Mason City, IA... Former pitcher. Joined the Phillies organization as assistant pitching coordinator before the 2020 season. Served as interim pitching coordinator in 2021 before being promoted to his current position. Before joining the Phillies, spent 21 years (1999-2019) coaching at the high school and college levels. Most recently, spent 15 years on the coaching staff of North Iowa Area Community College, serving seven years (2013-19) as the head coach after eight years as the pitching coach/recruiting coordinator. Also worked as an assistant coach at Mount Mercy College (2004), Washington High School (2000-02) and Clear Creek Amana High School (1999), all located in the state of Iowa. Concurrently, he pitched two years (1999-2000) for Kirkwood Community College (IA) and two at Mount Mercy (2001-02).



VIC DIAZ – Lower Level Pitching Coordinator

Born: Perth Amboy, NJ... **Resides:** Port Orange, FL... Former pitcher. In his third season as lower level pitching coordinator after two seasons as a pitching coach with Clearwater (A, 2022) and the Florida Complex League Phillies (R, 2021). Before joining the Phillies, spent two years (2019-20) as the pitching coach/recruiting coordinator at Embry-Riddle Aeronautical University (FL). Prior to Embry, spent the 2018 season as a volunteer assistant coach with his alma mater, Old Dominion University (VA). In 2017, worked at Kentucky Wesleyan, where he helped the Wildcats capture their first conference title and regional appearance in school history. As a player, appeared in 58 games over four seasons (2013-16) with ODU, helping guide the Monarchs to a 2014 NCAA Regional appearance. Earned his bachelor's degree in education from ODU and is currently completing his master's in organizational leadership from Embry-Riddle.

AARON BARRETT – Minor League Complex and Rehab Pitching Coordinator

Born: Evansville, IN... **Resides:** Santa Rosa Beach, FL... Former pitcher. Joined the Phillies player development staff midseason in 2022 as bullpen coach/assistant pitching coach for Lehigh Valley (AAA) and rehab pitching coordinator. Originally selected by the Washington Nationals in the ninth round of the 2010 MLB Draft out of the University of Mississippi, where he earned a bachelor's degree in liberal arts. Pitched 11 seasons, including parts of four in the majors with Washington (2014-15 & 2019-20), before ending his career with Lehigh Valley in 2022.



DAVID HOWELL – Pitching Development Coordinator/Lead Lab Analyst

Born: Cokato, MN... **Resides:** St. Petersburg, FL... Enters his first year in the Phillies organization as pitching development coordinator/lead lab analyst. Prior to joining the Phillies, spent the previous five years (2020-24) in the Toronto Blue Jays organization, most recently as major league assistant pitching coach for the 2023 and 2024 seasons. While with the Blue Jays, also held titles of major league pitching strategist in 2022, complex pitching coach in 2021 and development coach in 2020. Graduated from the University of Minnesota in 2018 with a degree in management information systems.

EDUAR GONZALEZ – Director, Hitting Development

Born: Maracaibo, VZ... **Resides:** Palm Beach Gardens, FL... Former outfielder. Promoted to director of hitting development in November 2024. Served as assistant director of hitting development for the 2024 season. Spent the 2023 season, his first year in the Phillies organization as Latin America hitting coordinator and special advisor to international scouting. Prior to joining the organization, worked three seasons with the Miami Marlins, one as the major league assistant hitting coach (2022) and two years as minor league hitting coordinator (2020-21). Previously spent nine seasons (2011-19) with the New York Yankees organization, including four as a minor league hitting coach and four as a lower levels coordinator. Spent his entire nine-year (2002-10) playing career in the Yankees system, reaching as high as triple-A. Originally selected by the Chicago Cubs in the 37th round of the 2001 MLB Draft out of Seminole State College (OK).



PLAYER DEVELOPMENT STAFF



JAKE ELMORE – Minor League Hitting Coordinator

Born: Dothan, AL... **Resides:** Phoenix, AZ... Former infielder/outfielder. In his fourth year in the Phillies organization and his second as minor league hitting coordinator. Spent 2023 as lower level hitting coordinator and 2022, his first year as a professional coach, as hitting coach for Clearwater (A). Selected by Arizona in the 34th round of the 2008 MLB Draft out of Arizona State University. Had a 14-year playing career that included parts of six seasons in the majors with Arizona, Houston, Cincinnati, Tampa Bay, Milwaukee and Pittsburgh. In 2013, became the first player in Astros history to play all nine positions in a season. Was also the 19th player in ML history in the modern era (since 1900) to pitch and catch in the same game. Played one season for Cibao in the Dominican Winter League. Finished his playing career with 15 games for Lehigh Valley (AAA) in 2021.

ANDY ABAD – Defensive Coordinator (Outfield)

Born: Palm Beach, FL... **Resides:** Jupiter, FL... Former outfielder/first baseman. Was added to the Phillies player development staff in 2012 as outfield coordinator after spending the previous three years (2009-11) as a coach in the Arizona Diamondbacks minor league system. Coached for Yakima (A) in 2009 and 2010 and Visalia (A) in 2011. Former 16th-round selection by the Boston Red Sox who appeared in the major leagues for the Oakland A's (2001), Red Sox (2003) and Cincinnati Reds (2006). Played in Japan during the 2000 season. Finished his minor league career with a .290 batting average and 157 home runs in 1,480 games.



ADAM EVERETT – Defensive Coordinator (Infield)

Born: Austell, GA... **Resides:** Kennesaw, GA... Former infielder. Joined the Phillies as minor league infield coordinator in 2022. Appeared in 880 games over 11 seasons in the majors for Houston (2001-07), Minnesota (2008), Detroit (2009-10) and Cleveland (2011). Played collegiately at the University of South Carolina and North Carolina State University before being selected 12th overall in the first round of the 1998 MLB Draft by the Boston Red Sox. Following his playing career, joined the Cleveland front office in 2012 as a special assistant to baseball operations. In 2013, joined Houston and worked with major and minor league players with a focus on the development of infielders. Served as interim bench coach for Houston in September 2014 under interim Astros manager Tom Lawless. From 2016-17, was Houston's minor league infield coordinator and from 2018-19, served as minor league infield coordinator for Atlanta.

JOE MANGIAMELI – Defensive Coordinator (Catching)

Born: Vernon, CT... **Resides:** Suffield, CT... Joined the Phillies organization as catching coordinator for the 2024 season after working as an assistant baseball coach at Sacred Heart University (CT). Prior to joining the Phillies, spent two years in the Minnesota Twins organization as a defensive coach/catching coach for Wichita (AA) from 2021-22. Also coached collegiately at Quinnipiac University (CT) in 2019 and with Eastern Connecticut State University from 2016-18. Earned his bachelor's degree in sport management from Southern New Hampshire University, where he also played on the baseball team.



GARY CATHCART – Minor League Baserunning Coordinator

Born: New Bedford, MA... **Resides:** Tampa, FL... Former outfielder. In his fourth season as baserunning coordinator. Also spent two seasons (2023-24) as a position coach with the Florida Complex League Phillies (R). Joined the organization in 2022 as minor league baserunning coordinator and Clearwater (A) bench/position coach after serving as a manager in Detroit's minor league system the previous four seasons. Spent 2021 with the FCL Tigers East (R), 2020 with Norwich (A), 2019 with the Gulf Coast League Tigers (R) and 2018 with Connecticut (A). Before joining the Tigers, was with the Miami Marlins from 2015-17, when he held roles as outfield/baserunning coordinator and field coordinator. Spent five seasons managing in the Washington Nationals system at Auburn (A), including two straight New York-Penn League Pinckney Division titles in 2011 and 2012. Also with Washington, managed Potomac (A) to the Carolina League championship in 2010. In 2009, managed Phoenix to the championship game in the Arizona Fall League. Began his coaching career with Toronto, spending seven seasons in the Blue Jays system, including four as a manager with New Hampshire (AA, 2008-09), Lansing (A, 2007) and Pulaski (R, 2004). Selected by the New York Yankees in the 33rd round of the 1984 MLB Draft and played five seasons in the Yankees minor league system, advancing as far as triple-A.



JUSTIN AHRENS – Medical Coordinator

Born: Beloit, WI... **Resides:** Clearwater, FL... Joined the Phillies in 2023 after serving as the assistant athletic trainer for the Michigan State University baseball team (2021-22). Previously spent 10 years as an athletic trainer in the Pittsburgh Pirates organization with Indianapolis (AAA, 2021), Altoona (AA, 2017-20) Bradenton (A, 2015-16), West Virginia (A, 2013-14) and State College (R, 2012). Worked the 2011 campaign with the Oakland Athletics in the Dominican Republic as an assistant athletic trainer after interning with the Minnesota Twins organization in 2010. Named the Florida State League's Athletic Trainer of the Year in 2016. Received a bachelor's degree in athletic training from Carroll University (WI) in 2011 and a master's degree in kinesiology from Fresno Pacific University (CA) in 2016.

PLAYER DEVELOPMENT STAFF



DAVID ARCHER – Latin America Medical Coordinator

Born: Antigo, WI... **Resides:** Tampa, FL... Enters his first year with the Phillies after being hired as Latin America medical coordinator in November 2024. Spent the previous four seasons (2021-24) in the Kansas City Royals organization. Worked as head athletic trainer for the Dominican Summer League (R) club from 2022-24 after splitting his first year (2021) with the DSL Royals and the Arizona Complex League (R) team. Before his time with the Royals, completed an internship with the Pittsburgh Pirates in 2019 and with the independent Wisconsin Woodchucks (2017-18). Attended Carroll University (WI) and graduated in 2019 with a bachelor's degree in athletic training and earned a master's degree in policy and administration from Dakota Wesleyan University (SD) in 2021.

BRITTANY GOOCH – Rehab Coordinator

Born: Florence, AL... **Resides:** Clearwater, FL... In her fourth year with the Phillies and first as rehab coordinator. Spent her first two years with the organization as minor league physical therapist (2022-23) before serving as functional rehab coordinator in 2024. Attended the University of Alabama where she earned a Bachelor of Science in Education in exercise and sports science in 2016 and a Bachelor of Human Environmental Sciences in food and nutrition in 2017. Obtained a doctorate in physical therapy from Belmont University (TN) in 2019. Prior to joining the Phillies, gained working experience at Alabama, Rice University (TX) and Houston Methodist Orthopedics & Sports Medicine.



TROY HOFFERT – Minor League Medical Operations Liaison

Born: Reading, PA... **Resides:** Palm Harbor, FL... The 2025 season is his 33rd with the Phillies organization. Was named minor league medical operations liaison in 2023, after spending the previous 20 years with the Gulf Coast/Florida Complex League (R) team. Began in 1992 as a part-time athletic trainer with the Phillies at Martinsville (R). Earned a bachelor's degree in athletic training from Salem State College (MA) and a master's degree in sports medicine from Temple University (PA). Selected by his peers as the Gulf Coast League Athletic Trainer of the Year in 2006, 2012, 2015 and 2016. Was named overall Athletic Trainer of the Year in 2016 by the Professional Baseball Athletic Trainers Society (PBATS). Certified by the American Red Cross as an instructor in First Aid/CPR/AED.

PAT TRAINER – Assistant Director, Strength and Conditioning

Born: Gibbstown, NJ... **Resides:** Ruskin, FL... Entering his fourth year in the organization and first as assistant director, strength and conditioning. Joined the Phillies as minor league strength and conditioning coordinator in 2022. Earned a bachelor's degree in exercise physiology from West Virginia University and a master's degree in kinesiology from Georgia Southern University. Began his career as the head strength and conditioning coach at Saint Joseph's University (PA) from 2007-09. Worked for four years (2009-12) with the Tampa Bay Rays as strength and conditioning coach in their minor league system. In 2011, was named the International League's Strength and Conditioning Coach of the Year. Spent two years with the San Diego Padres as strength and conditioning coach in their minor league system from 2013-14. Joined Cleveland in 2015 and spent two years as the rehab strength and conditioning coach. Returned to Tampa Bay and served as their minor league strength and conditioning coach for five years (2017-21).



MIKE LIDGE – Assistant Strength and Conditioning Coordinator

Born: Arlington Heights, IL... **Resides:** Clearwater, FL... Joined the Phillies in 2017 as the strength and conditioning coach for Clearwater (A) before being moved to Reading (AA) for 2018 and Lehigh Valley (AAA) in 2019. Previously held the same position for four years (2013-16) with the San Francisco Giants organization for Richmond (AA), San Jose (A) and the Arizona League Giants (R). Spent 2011 as an assistant varsity baseball coach for Barrington High School (IL). Has a Master of Science in exercise science and his Bachelor of Science in kinesiology from Northeastern Illinois University. Is the cousin of former Phillies All-Star relief pitcher Brad Lidge, and his younger brother Ryan was selected in the 20th round of the 2017 MLB Draft by the New York Yankees.

DAN LIBURD – Rehab Strength & Conditioning Coordinator

Born: Miami, FL... **Resides:** Wilmington, NC... In his third year with the Phillies and second as rehab strength and conditioning coordinator. Joined the organization in 2023 as rehab strength and conditioning coach. Prior to joining the Phillies, served as director of sports science for EXOS from 2021-22, was head strength and conditioning coach for the Brooklyn Nets from 2018-21 and was an assistant strength and conditioning coach for the Pittsburgh Steelers in 2017. Earned a degree in exercise science from Boston University (MA) in 2006 and a master's degree in health and human performance from Canisius College (NY) in 2016. Is also a certified strength and conditioning specialist (CSCS).



PLAYER DEVELOPMENT STAFF



TODD DILBECK – Mental Performance Coordinator

Born: Livermore, CA... **Resides:** Southern Pines, NC... In his fourth year in the organization and his third as mental performance coordinator (also in 2022 & 2024). Spent the 2023 season as major league mental performance coach for the club. Prior to joining the Phillies, worked with special operations forces training in the U.S. Army in 2021. Also spent nine years (2012-20) as a sport psychology coach and consultant at his private practice, working with individual athletes and teams across Northern California. Additionally, spent over three decades as a wrestling coach at the secondary and collegiate levels, including a nine-year stint (2012-20) as both the mat and mental performance coach at Sacramento City College (CA). Earned his bachelor's degree in psychology from California State University, Sacramento and his master's in sport and exercise psychology from National University (CA).

TRACI STATLER – Mental Performance Coordinator for Rehabilitation and Scouting

Born: New York, NY... **Resides:** Clearwater, FL... Joined the Phillies in 2022 following 15 years at Cal State Fullerton as associate professor, applied sport and performance psychology (2007-22) and director, office of graduate studies (2019-22). Also served as certified mental performance consultant (CMPC) for USA Track & Field (2003-17), USA Women's Volleyball (2016-21) and Red Bull High Performance (2020-22). Served as president of the Association for Applied Sport Psychology in 2020. Earned her bachelor's degrees from the University of North Carolina, Chapel Hill, her master's degree in kinesiology from Cal State Fullerton and her Ph.D. in exercise and sport sciences from the University of Utah.



ENFRIN BENITEZ – DR Academy Life Skills and Education Coordinator

Born: Santo Domingo, DR... **Resides:** Santo Domingo... Joined the Phillies in 2019. Previously served as an outsourced English teacher for a number of MLB teams, including Boston, Oakland, Seattle, Cincinnati, Milwaukee and St. Louis. Earned a bachelor's degree in languages education from Universidad Dominicana Americana and a master's in schools management from Universidad Tecnologica de Santiago. Attained post-graduate specialization in Teaching English as a Foreign Language Education.

CANDRA PEPPER – Minor League Video and Technology Coordinator

Born: Nashua, NH... **Resides:** Middleton, MA... Joined the Phillies as a minor league video and technology coordinator in 2024. Prior to joining the organization, served as a minor league department intern for the Seattle Mariners in 2023 and as a major league advance scouting associate for the Detroit Tigers in 2022. Also worked as a gameday MLB data operator in Boston during the 2021 season. Earned bachelor's degrees in both history and communication in 2021 from the University of Massachusetts Amherst.



TERESA CARDAMONE – Minor League Video and Technology Coordinator

Born: Herndon, VA... **Resides:** Clearwater, FL... Joined the Phillies for her first full-time role in baseball as minor league video and technology coordinator in November 2024. Previous work experience includes minor league video internships with the Kansas City Royals Arizona Complex League (R) team in 2024, the Seattle Mariners' affiliate in Arkansas (AA) from 2022-23 and the Minnesota Twins' Florida Complex League (R) team in 2021. Attended Virginia Wesleyan University, where she graduated with a degree in business administration in 2018. Was a two-time national champion as a member of the VWU softball team in 2017 and 2018. Also earned her master's degree in kinesiology, sport and recreation in 2021 from Hardin-Simmons University (TX).

LEILA DEL ROSARIO – Minor League Nutrition Coordinator

Born: Anderson, IN... **Resides:** Clearwater, FL... Enters her first year with the Phillies as minor league nutrition coordinator. Prior to joining the Phillies, served two-plus years as director of sport nutrition for Tulane University (LA) from 2022-24. Began her career in baseball with the Toronto Blue Jays in 2020, spending the year as affiliate dietitian. Earned a bachelor's degree in dietetics from Purdue University (IN) in 2017 and a master's degree in exercise physiology from Valdosta State University (GA) in 2019. Also earned registered dietitian credentials in 2018.



COLLEEN MITCHELL – Manager, Life Skills & Education

Born: Chapel Hill, NC... **Resides:** Clearwater, FL... Enters her first full season in the organization after being hired as manager, life skills and education in August 2024. Prior to joining the Phillies, spent six-plus years in the Miami Marlins organization (2018-24), most recently as manager of education and player care from 2021-24. Named the recipient of the Marlins' Jackie Robinson Employee of the Year Award in 2021. Also served the Marlins as specialist, education and service from 2018-21 after joining the club as a community outreach intern in 2018. Earned a bachelor's degree in sports management from the University of South Carolina in 2018 and a master's degree in positive coaching and athletic leadership from the University of Missouri in 2024.

LEHIGH VALLEY IRONPIGS



International League (Triple-A)
Phillies affiliate since 2008

Ballpark: Coca-Cola Park
General Manager: Kurt Landes

Address: 1050 IronPigs Way
Allentown, PA 18109

Phone: (610) 841-PIGS
Website: milb.com/lehigh-valley



ANTHONY CONTRERAS Manager

Born: Los Gatos, CA... **Resides:** Peoria, AZ ... Former infielder. Enters his fourth season as manager of Lehigh Valley (AAA). Was named to the position prior to the 2022 season, which was his first managerial position at the triple-A level. Spent the previous eight seasons managing at various levels in the San Diego Padres system, first in 2014 with the Arizona League Padres (R), then 2015 with Tri-City (A) and finally six seasons (2016-21) with Fort Wayne (A). Led Fort Wayne to two playoff appearances and became the club's all-time winningest manager with 310 wins. Played nine minor league seasons in the San Francisco Giants and Padres systems, reaching as high as triple-A in 2010 with Portland and 2011-13 with Tucson. Batted .257 with 22 home runs and 281 RBI in 729 career minor league games before ending his playing career with Lancaster in the independent Atlantic League in 2013.

Graduated from San Jose State University (CA) with a degree in sociology. Was selected in the ninth round of the 2005 MLB Draft by San Francisco.

LEHIGH VALLEY STAFF



Chris Adamson
Bench Coach



Phil Cundari
Pitching Coach



Matt Ellmyer
Pitching Coach



Adam Lind
Hitting Coach



Andrew Dodgson
Athletic Trainer



Keita Isaji
Athletic Trainer



Bruce Peditto
Strength &
Conditioning Coach

READING FIGHTINS



Eastern League (Double-A)
Phillies affiliate since 1967

Ballpark: FirstEnergy Stadium
General Manager: Scott Hunsicker

Address: 1950 Centre Avenue
Reading, PA 19605

Phone: (610) 375-8469

Website: milb.com/reading



AL PEDRIQUE
Manager

Born: Valencia, VZ... **Resides:** Tucson, AZ... Former shortstop. Returns for 17th season as minor league manager and his third at Reading after being named to the position in 2023. Previously managed in the organizations of the Kansas City Royals (1995-97), Houston Astros (1999-2000), Arizona Diamondbacks (2001-03), New York Yankees (2013-17) and Miami Marlins (2021). Spent the 2022 season as Miami's major league third base/infield coach. Also spent three years on the Oakland Athletics major league staff as first base coach (2018-19) and third base/infield coach (2020). Has additional major league experience as third base coach and interim manager for Arizona in 2004 and with Houston as third base coach (2009) and bench coach (2010-11). Played professionally for 17 years, including parts of three seasons in the majors with the New York Mets (1987), Pittsburgh Pirates (1987-88) and Detroit Tigers (1989).

READING STAFF



Mycal Jones
Bench Coach



Brad Bergesen
Pitching Coach



Riley McCauley
**Pitching Coach/
Amateur Scouting
Pitching Advisor**



Tom Slater
Hitting Coach



Karl Ellison
Position Coach



Meag Flaherty
Athletic Trainer



Sara Binkley
**Assistant Athletic
Trainer**



Ryan Maedel
**Strength &
Conditioning Coach**

JERSEY SHORE BLUECLAWS



South Atlantic League (High-A)
Phillies affiliate since 2001

Ballpark: ShoreTown Ballpark
General Manager: Bob McLane

Address: 2 Stadium Way
Lakewood, NJ 08701

Phone: (732) 901-7000

Website: milb.com/jersey-shore



GREG BRODZINSKI

Manager

Born: Pittsburgh, PA... **Resides:** Clearwater, FL... Former catcher. Enters his third year as manager of Jersey Shore (A). Was named to the position for the 2023 season, his first managerial appointment. Earned South Atlantic League Manager of the Year honors in 2024. Spent 2022 as bench coach for Lehigh Valley (AAA) after two years (2020-21) on the Phillies major league staff as bullpen catcher/catching coach. Previously spent two seasons (2018-19) as a coach for Williamsport (A) and worked as a player/coach for Reading (AA) in 2017. Was originally selected by the Phillies in the 18th round of the 2015 MLB Draft. Appeared in 22 minor league games over two seasons (2015-16). Earned a bachelor's

degree in sports management in 2015 from Barry University (FL). Also attended Kirkwood Community College (IA) and the University of South Carolina, where he was a member of the Gamecocks' 2011 NCAA Division I College World Series champions.

JERSEY SHORE STAFF



Ryan Buchter
Pitching Coach



Tim Collins
Pitching Coach



Matt Snyder
Hitting Coach



Orlando Muñoz
Position Coach



Herbert Iser
**Development &
Assistant Hitting
Coach**



Peter Walukiewicz
Athletic Trainer



Thomas Kleppan
**Associate Athletic
Trainer**



Joseph Miranda
**Strength &
Conditioning Coach**

CLEARWATER THRESHERS



Florida State League (Single-A)
Phillies affiliate since 1985

Ballpark: BayCare Ballpark

General Manager: Jason Adams

Address: 601 N. Old Coachman Road
Clearwater, FL 33765

Phone: (727) 712-4300

Website: milb.com/clearwater



MARTY MALLOY
Manager

Born: Gainesville, FL... **Resides:** Trenton, FL... Former infielder. Enters his ninth year in the Phillies organization and his sixth as manager at Clearwater (A; 2019, 2021-24). Spent two years as minor league infield coordinator (2020-21) before finishing the year managing the Threshers in the second half of the 2021 season. Previously served as a minor league manager at Lakewood (A, 2017-18). Was the 2022 winner of the John Vukovich Award. Prior to joining the Phillies, spent four years (2013-16) with the Houston Astros, including three years as the manager for their Gulf Coast League (R) team, one year as the GCL hitting coach and one year as the Florida Instructional League coordinator. Also

coached at the amateur level as head coach (two years) and volunteer assistant (six years) for Trenton High School and six years as an infield instructor at Gatorball Baseball Academy in Gainesville, Fla. Played 12 years (1992-2003), including his first eight in the Atlanta Braves minor league system.

CLEARWATER STAFF



Gustavo Armas
Pitching Coach



Tyler Higgins
Pitching Coach



Chris Heintz
Hitting Coach



Nerluis Martinez
Position Coach



Desmond Jennings
Assistant Hitting Coach



Marissa VanHassel
Athletic Trainer



Courtney Fanelle
Associate Athletic Trainer



John Sweeney
Strength & Conditioning Coach

FLORIDA COMPLEX LEAGUE PHILLIES



Florida Complex League (R)
Phillies affiliate since 1999

Ballpark: Carpenter Complex
General Manager: Lee McDaniel
Address: 651 N. Old Coachman Road
Clearwater, FL 33765
Phone: (727) GO-PHILS



SHAWN WILLIAMS
Manager

Born: Salt Lake City, UT... **Resides:** Palm Harbor, FL... Former infielder. Named the Florida Complex League (R) manager in 2023, his fifth managerial stop in the Phillies system. Previously served as manager for Reading (AA, 2019-22), Clearwater (A, 2017-18) and Lakewood (A, 2015-16) after joining the Phillies player development staff in 2014 as manager for Williamsport (A). Also spent April 2014 as a fill-in bullpen catcher for the Phillies. Served as a player/coach for Williamsport in 2013. Played four seasons (2007-10) in Tampa Bay's minor league system and also played independently in the American Association (2006), Can Am League (2010-11) and Atlantic League (2010 & 2012). His father, Jimmy Williams, managed the Toronto Blue Jays, Houston Astros and Boston Red Sox and was the Phillies bench coach for two years (2007-08).

FCL STAFF



Jarrod Parker
**Pitching Coach/
Assistant Rehab
Pitching Coordinator**



Alex Concepción
Pitching Coach



Rafael De Lima
Hitting Coach



Darnell Sweeney
Hitting Coach



Adam Cecere
Development Coach



Roly deArmas
**Player Development
Instructor**



Sean Rodriguez
**Player Development
Instructor**



Raul Perez
Athletic Trainer



Blaine Taylor
**Strength &
Conditioning Coach**



Carlos Monteagudo
**Strength &
Conditioning Coach**

DOMINICAN SUMMER LEAGUE PHILLIES RED



Dominican Summer League (R)
Phillies affiliate since 2002

Dominican Academy
Boca Chica, DR



FÉLIX CASTILLO
Manager

Born: Maracaibo, VZ... **Resides:** Maracaibo... Former catcher. Enters his first season as manager of the Dominican Summer League (R) club. Joined the Phillies player development staff in 2018. Played six years (2010-15) in the Florida Marlins minor league system.

DSL RED STAFF



Manny Martinez
Bench Coach



Carlos Hernandez
Pitching Coach



Guillermo Matos
**Hitting
Development Coach**



Argelis Pérez
Athletic Trainer



Jennefer Torres
Athletic Trainer



Eduardo Garcia
**Strength &
Conditioning Coach**



Andrea Ibarra
**Strength &
Conditioning Coach**

DOMINICAN SUMMER LEAGUE PHILLIES WHITE



Dominican Summer League (R)
Phillies affiliate since 2002

Dominican Academy
Boca Chica, DR



WANER SANTANA
Manager

Born: Los Mameyes, DR... **Resides:** Los Mameyes... Former infielder. Was originally signed by the San Francisco Giants and played three seasons (2000-02) in their minor league system. The 2025 season is his 16th as part of the Phillies player development staff in the Dominican Summer League (R), including eight as manager (2016-21; 2024-25).

DSL WHITE STAFF



Lester Straker
Pitching Coach



Samuel Hiciano
Hitting Coach



Melky Mesa
Hitting
Development Coach



José Betancourt
Athletic Trainer



Manuel Javier
Strength &
Conditioning Coach

2024 MINOR LEAGUE NOTES

SEASON IN REVIEW

Philadelphia's minor league affiliates posted a combined record of 345-365 (.486). Lehigh Valley ranked 3rd in stolen base percentage (.850) and 9th in the International League in stolen bases (164). Reading hit 133 home runs, which ranked 2nd in the Eastern League. Jersey Shore's offense led the South Atlantic League in batting average (.258), hits (1,133), triples (51) and on-base percentage (.340). Clearwater's pitching staff ranked 2nd in the Florida State League in strikeouts (1,293). The FCL Phillies finished 2nd in the league in fielding percentage (.972). DSL Phillies Red catchers threw out 45 runners trying to steal, which ranked 7th in the DSL. The DSL Phillies White were T-6th in the league in shutouts with five.

PHILLIES 2024

Team	W	L	PCT
Lehigh Valley	68	78	.466
Reading	59	78	.431
Jersey Shore	74	58	.561
Clearwater	64	63	.504
FCL Phillies	33	25	.569
DSL Phillies Red	21	34	.382
DSL Phillies White	26	29	.473
Overall	345	365	.486

ATTENDANCE

Affiliate	League	*Rank	Attendance	Avg/Game
Lehigh Valley	International	2nd	588,788	8,066
Reading	Eastern	2nd	414,262	6,277
Jersey Shore	South Atlantic	2nd	284,136	4,371
Clearwater	Florida State	1st	164,074	2,646

* Based on avg. per game

PAUL OWENS AWARD WINNERS

Outfielder Justin Crawford and right-handed pitcher Eiberson Castellano were selected as the recipients of the 2024 Paul Owens Award, presented annually to the Phillies' top minor league player and pitcher.

The 21-year-old Crawford began the season with high-A Jersey Shore before being promoted to double-A Reading on July 12. He slashed .313/.360/.444 (.804 OPS), going 143-for-457 with 25 doubles, four triples, nine home runs, 61 RBI, 32 walks, 42 stolen bases and 79 runs scored in 110 total games with both teams. The left-handed batter also went 1-for-3 as the leadoff hitter for the National League in the All-Star Futures Game. During his time with Reading, he ranked first in the Eastern League in batting average (.333), tied for second in hits (55) and stolen bases (15), tied for third in doubles (11) and fifth in OPS (.835). Crawford, who led all Phillies minor leaguers in hits, is currently ranked as the No. 3 prospect in Philadelphia's farm system and the No. 63 prospect in all of baseball by MLB.com. Crawford was selected by Philadelphia in the first round (17th overall) of the 2022 MLB Draft and was signed by Zach Friedman.

Castellano, 23, went 6-5 with a 3.99 ERA (46 ER, 103.2 IP) and a 1.14 WHIP across 22 appearances (20 starts) with Jersey Shore and Reading. He recorded 136 strikeouts to 29 walks (4.69 SO/BB ratio) and held opposing hitters to a .229 (.89-389) batting average. Castellano, who led all Phillies minor league pitchers in strikeouts, struck out 11.81 batters per 9.0 innings pitched and had a 31.3 percent (136-434) strikeout rate compared to a 6.7 percent (29-434) walk rate. The Venezuela native limited right-handed hitters to a .197/.273/.293 (.566 OPS) slash line in 232 plate appearances and recorded a career-high 13 strikeouts on May 31 against Brooklyn. The Phillies Minor League Pitcher of the Month in July, Castellano signed with the Phillies as an amateur free agent on July 2, 2018, and was signed by Rafael Álvarez and Rómulo Oliveros.

ORGANIZATIONAL LEADERS (FULL SEASON)

Batting

*Average	Keaton Anthony (CLR, JS, REA)	327
*OPS	Cal Stevenson (LHV)	907
Games	Scott Kingery (LHV)	125
At-bats	Scott Kingery (LHV)	463
PA	Otto Kemp (CLR, JS, REA, LHV)	529
Runs	Otto Kemp (CLR, JS, REA, LHV)	82
Hits	Justin Crawford (JS, REA)	143
Doubles	Aidan Miller (CLR, JS, REA)	28
Triples	Otto Kemp (CLR, JS, REA, LHV)	9
Home runs	Scott Kingery (LHV)	25
RBI	Carson Taylor (REA, LHV)	77
Total bases	Scott Kingery (LHV)	226
Walks	Carson Taylor (REA, LHV)	73
Strikeouts	Carlos De La Cruz (REA, LHV)	148
Stolen bases	Justin Crawford (JS, REA)	42

*Min. 275 PA

Pitching

Wins	Robinson Pina (REA, LHV)	13
Losses	Mick Abel (LHV)	12
*ERA	Braydon Tucker (CLR, JS)	2.97
*WHIP	Lachlan Wells (CLR, REA)	1.04
Games	Andrew Bellatti (LHV)	46
Starts	Robinson Pina (REA, LHV)	25
CG	Tyler Phillips (LHV)	2
Shutouts	Robinson Pina (REA, LHV)	1
Saves	Max Lazar (REA, LHV)	13
IP	Robinson Pina (REA, LHV)	129.1
Walks	Mick Abel (LHV)	78
Strikeouts	Eiberson Castellano (JS, REA)	136

*Min. 75.0 IP

ORGANIZATIONAL LEADERS (SHORT SEASON)

Batting

*Average	Victor Cardoza (DSL, DSLW)	333
*OPS	Victor Cardoza (DSL, DSLW)	952
Games	Starlyn Caba (FCL)	52
At-bats	Eduardo Tait (FCL)	184
PA	Starlyn Caba (FCL)	225
Runs	Starlyn Caba (FCL)	44
Hits	Eduardo Tait (FCL)	59
Doubles	Eduardo Tait (FCL)	13
Triples	Jorge Julio (DSLW)	4
Home runs	Victor Cardoza (DSL, DSLW)	7
RBI	Eduardo Tait (FCL)	49
Total bases	Eduardo Tait (FCL)	92
Walks	Starlyn Caba (FCL)	51
Strikeouts	Samuel Estevez (DSL)	65
	Anderson Navas (DSLW)	65
Stolen bases	Starlyn Caba (FCL)	37

*Min. 125 PA

Pitching

Wins	Zuher Yousuf (DSL)	5
Losses	Yael Arias (DSL)	5
	Jeffrey German (DSLW)	5
	Raymon Rosario (DSL)	5
*ERA	Eduardo Robles (DSLW)	2.61
*WHIP	Pedro Reyes (FCL)	1.16
Games	Naoel Mejia (DSL)	17
Starts	Raymon Rosario (DSL)	12
CG	N/A	
Shutouts	N/A	
Saves	Naoel Mejia (DSL)	7
IP	Eduardo Robles (DSLW)	48.1
Walks	John Sosa (DSLW)	31
Strikeouts	Juan Amarante (FCL)	58

*Min. 40.0 IP

2024 LEHIGH VALLEY REVIEW

Finished 7th in International League's East Division (68-78, .466)... **STAFF** – Manager: Anthony Contreras; Pitching Coaches: Ryan Buchter and Tyler Higgins; Hitting Coach: Joe Thurston; Bench Coach: Chris Adamson; Athletic Trainer: Andrew Dodgson; Assistant Athletic Trainer: Makenna Behrens; Strength and Conditioning Coach: Mike Lidg

LEAGUE LEADERS: TEAM – 18th in team batting average (.245), 19th in team ERA (5.12) and 19th in team fielding percentage (.976)... **INDIVIDUAL HITTING** – **Total bases:** Scott Kingery, 6th (226)... **Doubles:** Buddy Kennedy, T-6th (31)... **Triples:** Scott Kingery, T-8th (5); Cal Stevenson, T-8th (5)... **Home runs:** Scott Kingery, 5th (25)... **Sacrifice hits:** Scott Kingery, T-8th (5); Cal Stevenson, T-8th (5)... **Sacrifice flies:** Weston Wilson, T-10th (6), Buddy Kennedy, T-10th (6)... **Slugging percentage:** Scott Kingery, 10th (.488)... **INDIVIDUAL PITCHING** – **Losses:** Mick Abel, 1st (12)... **Complete games:** Tyler Phillips, 2nd (2); Ricardo Pinto, T-3rd (1)... **Saves:** Max Lazar, T-6th (10)... **Runs:** Mick Abel, 6th (88)... **Earned runs:** Mick Abel, T-6th (78)... **Walks:** Mick Abel, 2nd (78)... **Intentional walks:** Tyler McKay, T-2nd (3)... **Wild pitches:** Mick Abel, T-8th (9)... **Balks:** Mick Abel, T-3rd (3); Kolby Allard, T-10th (2); Ricardo Pinto, T-10th (2)

PLAYER	AVG	G	AB	R	H	TB	3B	HR	RBI	SH	SF	HP	BB	SO	SB	CS	DP	OBP	SLG	OPS	E
Bohm, A	.500	1	4	0	2	3	1	0	0	0	0	0	0	1	0	0	0	.500	.750	1.250	0
Breaux, J	.154	4	13	0	2	3	1	0	0	0	0	0	1	3	0	0	0	.214	.231	.445	0
Cardenas, R	.269	26	104	21	28	61	6	9	28	0	1	2	10	13	5	0	1	.342	.587	.929	2
Castro, R	.209	19	67	9	14	21	1	0	2	7	0	0	1	5	18	0	2	.274	.313	.587	2
Clemens, K	.266	68	274	43	73	134	13	3	14	50	0	3	4	20	63	6	1	.322	.489	.811	3
Dahl, D	.285	76	267	36	76	134	12	2	14	40	0	0	0	28	71	5	4	.353	.502	.855	1
De La Cruz, C	.190	48	163	11	31	45	5	0	3	18	0	1	3	8	63	1	0	.240	.276	.516	1
Fergus, C	.000	1	2	0	0	0	0	0	0	1	0	0	0	2	0	0	0	.000	.000	.000	0
Garcia, A	.159	76	258	29	41	72	7	0	8	25	0	1	6	13	99	6	1	.216	.279	.495	9
Godoy, J	.143	20	56	6	8	9	1	0	0	1	1	0	2	4	12	0	0	.226	.161	.387	1
Gonzalez, D	.167	4	6	0	1	1	0	0	0	0	0	0	1	2	1	0	0	.286	.167	.453	0
Haley, J	.249	88	285	39	71	114	17	1	8	41	0	1	7	20	75	17	1	.313	.400	.713	17
Hall, D	.236	114	432	50	102	167	17	0	16	72	0	2	4	50	111	2	1	.320	.387	.707	5
Hays, A	.214	4	14	4	3	3	0	0	0	0	0	1	2	6	0	0	0	.353	.214	.567	0
Kemp, O	.200	13	45	5	9	11	2	0	0	2	0	0	4	5	18	1	1	.333	.244	.577	0
Kennedy, B	.294	67	248	44	73	124	19	1	10	35	0	5	6	41	45	2	1	.400	.500	.900	9
Kingery, S	.268	125	463	73	124	226	17	5	25	67	5	3	0	34	138	25	2	.316	.488	.804	21
Kroon, M	.251	80	247	36	62	109	14	0	11	38	2	2	6	22	70	15	1	.325	.441	.766	6
Lee Sang, M	.333	2	9	3	3	3	0	0	0	0	0	0	1	3	0	0	0	.400	.333	.733	0
Luplow, J	.255	62	220	41	56	99	13	0	10	32	0	3	3	28	52	12	2	.343	.450	.793	1
Marchán, R	.229	34	118	16	27	35	2	0	2	11	0	2	2	19	28	0	0	.340	.297	.637	6
McKenna, R	.190	25	84	7	16	29	5	1	2	13	0	1	2	11	22	6	1	.296	.345	.641	0
Muzzitelli, S	.235	61	217	28	51	81	9	3	5	24	1	2	1	19	47	5	1	.297	.373	.670	2
Podkul, N	.231	60	182	35	42	76	7	0	9	34	0	0	4	34	70	1	1	.364	.418	.782	6
Quiroz, E	.158	54	158	17	25	41	4	0	4	22	0	2	3	27	52	1	0	.289	.259	.548	3
Roberts, C	.290	43	138	21	40	56	13	0	1	14	2	1	2	17	51	2	0	.373	.406	.779	7
Rojas, J	.382	8	34	7	13	17	1	0	1	3	2	0	0	2	6	6	0	.417	.500	.917	0
Schwecke, T	.214	18	56	9	12	13	1	0	0	1	0	0	0	7	22	0	0	.302	.232	.534	1
Shaver, A	.222	4	9	1	2	2	0	0	0	1	0	0	0	1	5	1	0	.300	.222	.522	0
Simoneit, W	.000	1	3	0	0	0	0	0	0	0	0	0	0	2	0	0	0	.000	.000	.000	0
Sosa, E	.111	2	9	0	1	1	0	0	0	0	0	0	0	1	0	0	1	.111	.111	.222	0
Stevenson, C	.302	101	321	68	97	156	25	5	8	44	5	3	0	68	66	29	5	.421	.486	.907	1
Taylor, C	.316	6	19	4	6	6	0	0	0	2	0	0	2	6	2	0	0	.519	.316	.835	0
Thomas, J	.286	4	7	2	2	2	0	0	0	0	0	0	0	1	5	0	0	.375	.286	.661	0
Wilson, E	.150	5	20	3	3	6	0	0	1	2	1	0	0	0	5	1	0	.150	.300	.450	0
Wilson, W	.240	71	263	49	63	128	11	0	18	55	1	6	1	42	76	14	4	.340	.487	.827	8
Totals	.245	146	4815	717	1179	1988	224	21	181	682	21	39	66	547	1325	164	29	.328	.413	.741	126

2024 PHILLIES MINOR LEAGUE
HITTERS & PITCHERS OF THE MONTH

April
May
June
July
August

HITTERS

INF Carson Taylor (REA)
INF Otto Kemp (JS)
INF William Bergolla (JS)
C Eduardo Tait (CLR)
OF Hendry Mendez (JS)

PITCHERS

RHP George Klassen (CLR)
LHP Mavis Graves (CLR)
RHP Max Lazar (LHV)
RHP Eiberson Castellano (REA)
RHP Moisés Chace (REA)
RHP Seth Johnson (LHV)

SCOUTING &
PLAYER DEV.

2024 LEHIGH VALLEY REVIEW (cont.)

PLAYER	W-L	ERA	G	GS	CG	GF	SHO	SV	IP	H	R	ER	HR	HB	BB	IBB	SO	WP	BK	AVG
Abel, M	3-12	6.46	24	24	0	0	0	0	108.2	119	88	78	15	4	78	0	117	9	3	.279
Allard, K	3-8	5.38	20	14	0	0	0	0	82.0	98	62	49	15	1	34	0	74	6	2	.293
Alvarez, N	0-0	0.00	1	0	0	0	0	0	1.0	0	0	0	0	0	0	0	3	0	0	.000
Bellatti, A	4-2	5.48	46	0	0	11	0	2	42.2	35	28	26	4	6	33	0	42	4	0	.220
Brice, A	0-1	7.71	2	0	0	1	0	0	2.1	3	3	2	0	0	3	0	2	1	0	.375
Buchanan, D	9-3	4.82	22	16	0	1	0	0	102.2	119	57	55	13	1	33	0	78	0	0	.292
Burr, R	2-1	2.16	15	0	0	8	0	1	16.2	14	4	4	1	0	5	0	29	0	0	.226
Burrows, B	0-0	8.10	9	0	0	2	0	0	13.1	15	12	12	1	0	18	0	11	0	0	.294
Castillo, M	0-5	8.37	11	10	0	0	0	0	43.0	59	46	40	11	1	24	0	37	2	0	.330
Covey, D	0-0	1.20	15	0	0	8	0	3	15.0	9	2	2	1	0	7	0	16	1	0	.176
Cuas, J	0-1	4.91	4	0	0	1	0	0	3.2	4	2	2	0	1	2	0	5	1	0	.286
Dipoto, J	0-1	4.37	19	0	0	1	0	0	22.2	22	12	11	4	5	12	0	18	2	0	.256
Garnett, T	0-0	0.00	1	0	0	0	0	0	1.0	0	0	0	0	0	0	0	2	0	0	.000
Gilbert, T	4-0	2.25	31	0	0	15	0	7	40.0	33	15	10	3	3	8	0	52	0	0	.214
Godoy, J	0-0	0.00	1	0	0	1	0	0	1.0	1	0	0	0	0	0	0	0	0	0	.250
Gonzalez, D	0-0	0.00	1	0	0	1	0	0	1.0	0	0	0	0	0	1	0	0	0	0	.000
Haake, J	0-1	4.22	16	1	0	4	0	2	21.1	16	10	10	1	3	11	0	28	4	0	.208
Houston, Z	2-1	10.29	14	0	0	3	0	0	14.0	15	17	16	4	4	14	0	19	1	0	.278
Johnson, S	2-1	2.74	5	5	0	0	0	0	23.0	15	7	7	2	1	14	0	19	1	0	.185
Kerkering, O	0-0	0.00	2	0	0	0	0	0	2.0	2	0	0	0	1	0	0	3	0	0	.250
Knight, B	0-0	9.31	7	0	0	3	0	0	9.2	13	10	10	3	1	7	0	11	1	0	.333
Lazar, M	4-3	2.45	29	0	0	22	0	10	33.0	24	13	9	1	2	10	0	38	0	0	.202
Lehman, T	4-3	5.73	38	0	0	6	0	0	33.0	30	23	21	6	2	29	0	37	2	0	.256
Marte, Y	1-0	6.88	16	0	0	5	0	0	17.0	25	17	13	1	2	10	0	14	3	1	.373
McGarry, G	2-1	4.70	29	0	0	9	0	1	30.2	23	17	16	3	1	36	1	40	6	0	.217
McKay, T	3-3	3.21	29	0	0	8	0	0	33.2	27	18	12	2	3	21	3	32	6	0	.218
Mercado, M	3-1	2.07	32	10	0	7	0	1	69.2	51	19	16	4	3	35	0	64	1	0	.210
Nelson, N	2-5	6.13	34	5	0	8	0	2	54.1	54	41	37	8	6	27	0	44	3	0	.260
Ortiz, L.F.	0-0	10.80	1	0	0	0	0	0	1.2	1	2	2	1	1	1	0	0	0	0	.167
Parkinson, D	2-4	5.45	19	11	0	1	0	0	69.1	75	45	42	10	8	27	0	49	2	1	.279
Phillips, T	8-5	5.08	20	20	2	0	0	0	118.2	117	71	67	14	2	49	0	100	7	1	.258
Pina, R	1-4	4.97	6	6	0	0	0	0	29.0	29	16	16	4	2	14	0	25	0	0	.257
Pinto, R	4-1	5.27	16	6	1	1	0	0	56.1	67	36	33	8	2	28	0	40	4	2	.295
Quiroz, E	0-0	243.00	1	0	0	0	0	0	0.1	8	9	9	2	0	1	0	0	0	0	.889
Ramos, E	0-0	10.80	6	0	0	0	0	0	6.2	10	10	8	3	0	10	0	5	1	1	.357
Rangel, A	1-2	4.30	10	5	0	0	0	0	29.1	23	16	14	4	0	8	0	25	1	0	.217
Roberts, C	0-0	0.00	1	0	0	1	0	0	1.0	0	0	0	0	0	0	0	0	0	0	.000
Rucker, M	2-2	7.04	19	0	0	3	0	0	23.0	37	19	18	3	1	10	0	31	1	0	.356
Ruiz, J	0-1	1.64	10	0	0	9	0	3	11.0	7	2	2	1	0	3	0	13	1	0	.179
Schultz, A	0-1	27.00	1	0	0	0	0	0	0.2	1	2	2	1	0	4	0	1	0	0	.333
Stevenson, C	0-0	27.00	1	0	0	1	0	0	0.2	2	2	2	1	0	0	0	0	0	0	.500
Tarnok, F	0-3	6.33	15	4	0	2	0	0	21.1	23	15	15	5	2	16	1	28	4	0	.280
Turnbull, S	0-0	9.00	1	0	0	0	0	0	2.0	2	2	2	1	0	1	0	2	0	0	.250
Tyler, K	1-2	5.82	7	7	0	0	0	0	34.0	36	23	22	4	0	13	0	36	2	0	.269
Walker, T	1-0	4.09	2	2	0	0	0	0	11.0	10	5	5	0	1	6	0	2	2	0	.244
Totals	68-78	5.12	146	146	3	143	1	32	1254.0	1274	798	714	165	71	662	5	1192	79	11	.264

2024 READING REVIEW

Finished 5th in Eastern League's Northeast Division (59-78, .431)... **STAFF** – Manager: Al Pedrique; Pitching Coaches: Phil Cundari and Riley McCauley; Hitting Coach: Brock Stassi; Development Coach: Karl Ellison; Athletic Trainer: Meag Flaherty; Strength and Conditioning Coach: Bruce Peditto

LEAGUE LEADERS: TEAM – 6th in team batting average (.237), 12th in team ERA (4.44) and 6th in team fielding percentage (.976)... **INDIVIDUAL HITTING – Batting average:** Carson Taylor, 9th (.277)... **Total bases:** Carson Taylor, 8th (173)... **Triples:** Marcus Lee Sang, T-6th (5)... **Home runs:** Carson Taylor, T-8th (16)... **RBI:** Carson Taylor, 3rd (75)... **Sacrifice hits:** Robert Moore, T-6th (5)... **Sacrifice flies:** Carson Taylor, T-1st (6); Ethan Wilson, T-1st (6); Marcus Lee Sang, T-9th (5); Casey Martin, T-9th (5)... **Hit by pitches:** Otto Kemp, T-6th (13); Caleb Ricketts, T-6th (13)... **Walks:** Carson Taylor, T-2nd (67)... **Caught stealing:** Robert Moore, T-2nd (11)... **On-base percentage:** Carson Taylor, 4th (.389)... **Slugging percentage:** Carson Taylor, 5th (.465)... **OPS:** Carson Taylor, 2nd (.854)... **INDIVIDUAL PITCHING – Wins:** Robinson Pina, 2nd (12)... **Games:** Tommy McCollum, T-10th (42)... **Complete games:** Braeden Fausnaught, T-1st (1); Robinson Pina, T-1st (1)... **Games finished:** Tommy McCollum, 1st (28); Andrew Schultz, 2nd (26)... **Shutouts:** Robinson Pina, T-1st (1)... **Saves:** Tommy McCollum, T-2nd (10)... **Hits:** Matt Osterberg, 7th (121)... **Home runs:** Lachlan Wells, T-7th (16)... **Hit batsmen:** Noah Skirrow, T-8th (9)... **Intentional walks:** Tristan Garnett, T-4th (2)... **Wild pitches:** Seth Johnson, T-5th (11); Konnor Ash, T-7th (10)... **Balks:** Efrain Contreras, T-6th (3)

PLAYER	AVG	G	AB	R	H	TB	2B	3B	HR	RBI	SH	SF	HP	BB	SO	SB	CS	DP	OBP	SLG	OPS	E
Anthony, K	.120	6	25	0	3	3	0	0	0	1	0	0	0	1	6	0	0	1	.154	.120	.274	0
Arnold, Z	.149	19	67	6	10	12	2	0	0	1	0	0	3	2	24	2	1	2	.208	.179	.387	4
Bail, B	.193	54	176	25	34	57	12	1	3	19	0	2	2	26	67	0	0	4	.301	.324	.625	2
Breaux, J	.230	25	87	8	20	36	4	0	4	20	0	2	0	8	27	0	0	3	.289	.414	.703	0
Brito, E	.211	41	147	16	31	40	7	1	0	10	2	1	4	7	25	7	3	7	.264	.272	.536	2
Crawford, J	.333	40	165	25	55	75	11	0	3	26	1	1	2	11	29	15	1	2	.380	.455	.835	0
De Freitas, A	.222	13	36	6	8	14	0	0	2	4	0	0	1	8	13	0	0	0	.378	.389	.767	1
De La Cruz, C	.262	65	248	36	65	106	13	2	8	35	0	1	6	24	85	5	1	5	.341	.427	.768	1
Dissin, J	.188	6	16	4	3	3	0	0	0	0	0	0	2	5	4	0	0	2	.435	.188	.623	2
Farquhar, T	.389	5	18	2	7	8	1	0	0	0	0	0	0	2	1	0	2	0	.450	.444	.894	0
Fergus, C	.202	37	119	14	24	40	4	0	4	13	0	0	4	14	54	7	2	0	.307	.336	.643	4
Haley, J	.220	17	59	6	13	19	1	1	1	6	0	0	2	7	21	2	0	1	.324	.322	.646	9
Kemp, O	.258	64	233	38	60	111	12	3	11	39	0	3	13	23	62	9	5	6	.353	.476	.829	5
Lee Sang, M	.239	103	385	61	92	153	12	5	13	47	1	5	4	30	100	12	6	8	.297	.397	.694	5
Marsh, B	.500	2	8	2	4	4	0	0	0	0	0	0	0	1	3	0	1	0	.556	.500	1.056	0
Martin, C	.167	43	138	21	23	41	4	1	4	11	0	5	3	7	46	6	0	0	.216	.297	.513	6
Miller, A	.190	5	21	1	4	4	0	0	0	2	0	0	1	0	4	1	0	0	.227	.190	.417	1
Moore, R	.240	107	379	48	91	138	20	0	9	41	5	3	9	39	73	19	11	4	.323	.364	.687	12
Nava, A	.210	22	62	3	13	14	1	0	0	3	0	0	1	11	9	0	1	0	.338	.226	.564	2
Pineda, L	.262	12	42	6	11	23	3	0	3	7	0	0	1	5	5	0	0	1	.354	.548	.902	0
Radcliff, B	.158	45	152	14	24	43	4	0	5	8	0	1	0	15	79	0	0	0	.232	.283	.515	1
Ricketts, C	.219	75	260	40	57	88	8	1	7	31	0	3	13	32	61	1	0	3	.331	.338	.669	4
Rincones Jr., G	.263	59	224	35	59	109	15	1	11	29	0	1	3	30	66	20	7	3	.357	.487	.844	4
Rodriguez, J	.265	38	147	30	39	62	9	1	4	18	0	2	2	13	21	12	2	3	.329	.422	.751	5
Schwecke, T	.257	76	245	31	63	100	18	2	5	35	0	4	2	25	69	14	0	8	.326	.408	.734	7
Simmons, K	.252	64	202	31	51	92	12	1	9	27	0	1	8	17	65	6	0	3	.333	.455	.788	12
Simoneit, W	.153	19	59	10	9	19	2	1	2	8	0	2	6	7	28	0	0	0	.297	.322	.619	2
Taylor, C	.277	109	372	53	103	173	16	3	16	75	0	6	5	67	96	5	1	4	.389	.465	.854	6
Wilson, E	.211	91	317	31	67	110	14	1	9	36	1	6	3	25	75	9	5	5	.271	.347	.618	3
Totals	.237	137	4409	603	1043	1697	205	25	133	552	10	49	100	462	1218	152	49	75	.320	.385	.705	113

2024 READING REVIEW (cont.)

PLAYER	W-L	ERA	G	GS	CG	GF	SHO	SV	IP	H	R	ER	HR	HB	BB	IBB	SO	WP	BK	AVG
Aldegheri, S	0-2	3.60	2	2	0	0	0	0	10.0	9	7	4	0	0	4	0	14	2	0	.214
Allard, K	0-1	8.31	3	3	0	0	0	0	8.2	12	8	8	3	0	2	0	10	0	0	.316
Alvarez, N	0-2	1.76	11	0	0	0	0	0	15.1	14	6	3	1	0	7	0	21	1	0	.230
Ash, K	1-5	3.53	35	10	0	1	0	0	63.2	50	25	25	4	0	35	0	66	10	0	.215
Baker, A	4-2	6.21	27	0	0	3	0	0	33.1	38	27	23	2	1	24	0	43	5	0	.284
Burrows, B	1-1	4.00	7	0	0	0	0	0	9.0	8	4	4	3	2	4	0	10	0	0	.250
Cabrera, J	1-1	4.85	6	5	0	0	0	0	29.2	37	17	16	0	5	8	0	19	0	0	.311
Castellano, E	2-3	3.79	8	8	0	0	0	0	40.1	31	19	17	5	5	9	0	50	1	1	.211
Castillo, M	0-1	4.00	3	3	0	0	0	0	9.0	8	4	4	1	0	1	0	3	0	0	.235
Chace, M	2-1	3.66	4	4	0	0	0	0	19.2	14	10	8	3	0	7	0	35	0	1	.200
Contreras, E	1-5	9.67	14	8	0	1	0	0	44.2	57	49	48	10	4	24	0	51	3	3	.308
Covey, D	0-1	1.80	2	0	0	0	0	0	5.0	5	2	1	0	1	0	0	2	0	0	.250
Dallas, J	0-0	0.00	2	0	0	0	0	0	3.0	1	0	0	0	0	0	0	4	0	0	.100
Fausnaught, B	1-3	3.29	5	5	1	0	0	0	27.1	30	14	10	1	1	8	0	32	0	1	.273
Francisco, CA	3-4	5.17	41	1	0	7	0	0	54.0	45	34	31	7	5	32	1	52	4	0	.223
Garnett, T	1-3	2.87	31	0	0	8	0	1	37.2	27	15	12	2	1	26	2	50	3	0	.197
Haake, Z	1-2	5.79	19	3	0	2	0	0	28.0	34	19	18	5	0	20	0	28	1	0	.298
Harper, D	3-1	3.60	21	0	0	15	0	2	25.0	24	11	10	2	1	10	1	23	0	0	.270
Hernandez, C	1-3	3.19	31	1	0	12	0	2	42.1	40	16	15	4	2	9	0	44	1	0	.247
Johnson, S	0-1	3.52	2	2	0	0	0	0	7.2	8	3	3	2	1	1	0	9	0	0	.258
King, C	0-0	0.00	1	0	0	0	0	0	1.1	2	0	0	0	0	1	0	1	0	0	.333
Lazar, M	0-0	0.00	8	0	0	6	0	3	10.1	3	0	0	0	0	0	0	18	1	0	.088
Martinez, J	1-0	6.00	4	0	0	0	0	0	6.0	7	5	4	0	1	0	0	10	1	0	.280
Mayer, G	0-1	4.50	2	0	0	1	0	0	2.0	4	4	1	0	0	0	0	4	0	0	.400
McCollum, T	1-4	5.09	42	0	0	28	0	10	46.0	49	29	26	4	3	26	0	50	4	0	.271
McGowan, C	0-4	6.29	11	9	0	0	0	0	34.1	38	27	24	6	5	21	0	39	6	1	.271
McKay, T	2-1	0.00	14	0	0	9	0	1	13.2	6	1	0	0	1	1	0	16	1	0	.128
Moore, W	0-0	5.65	16	0	0	2	0	0	14.1	14	9	9	2	2	7	0	15	1	0	.250
Nava, A	0-0	9.00	1	0	0	1	0	0	1.0	3	1	1	0	0	0	0	0	0	0	.500
Neunborn, M	2-1	5.32	15	1	0	1	0	0	23.2	28	22	14	2	1	18	0	26	4	1	.283
Ortiz, L.F.	0-0	15.43	2	0	0	0	0	0	2.1	4	4	4	1	0	1	0	3	2	0	.364
Osterberg, M	3-6	5.24	18	18	0	0	0	0	87.2	121	59	51	7	2	24	0	73	4	0	.325
Pina, R	12-4	3.95	19	19	1	0	1	0	100.1	107	45	44	14	7	13	0	107	3	1	.268
Pipkin, D	0-0	0.00	4	0	0	2	0	0	4.0	3	0	0	0	0	1	0	2	1	0	.200
Ramos, E	2-0	3.05	14	0	0	3	0	0	20.2	12	8	7	1	0	7	0	20	4	1	.162
Rucker, M	0-0	4.50	2	0	0	0	0	0	2.0	2	2	1	0	0	1	0	3	0	0	.286
Russell, M	0-2	4.45	25	0	0	6	0	0	32.1	34	19	16	4	4	19	0	33	4	0	.272
Schultz, A	1-3	4.87	40	0	0	26	0	6	40.2	36	24	22	2	7	25	0	52	7	1	.237
Skirrow, N	6-5	4.66	25	17	0	0	0	0	94.2	110	64	49	9	9	47	0	64	1	0	.288
Walker, T	0-0	3.52	2	2	0	0	0	0	7.2	6	4	3	0	1	1	0	6	0	0	.214
Walling, A	1-0	3.18	14	0	0	1	0	1	17.0	20	7	6	1	2	3	0	24	0	0	.290
Wells, L	6-5	3.55	16	16	0	0	0	0	91.1	83	37	36	16	4	11	0	77	0	1	.239
Totals	59-78	4.44	137	137	2	135	10	26	1166.2	1184	661	575	124	78	458	4	1209	75	12	.260

2024 PHILLIES MINOR LEAGUE MLB PIPELINE WEEKLY HONORS

INF Aidan Miller (CLR)
C Eduardo Tait (FCL Phillies)
INF William Bergolla (JS)
OF Gabriel Rincones Jr. (REA)
INF Aidan Miller (JS)
RHP Moisés Chace (REA)

MLB Pipeline Prospect Team of the Week (5/6-12)
MLB Pipeline Prospect Team of the Week (6/10-16)
MLB Pipeline Prospect Team of the Week (6/10-16)
MLB Pipeline Prospect Team of the Week (8/5-11)
MLB Pipeline Prospect Team of the Week (8/19-25)
MLB Pipeline Prospect Team of the Week (8/25-9/1)

2024 JERSEY SHORE REVIEW

Finished 2nd in South Atlantic League's North Division (74-58, .561)... **STAFF** – Manager: Greg Brodzinski; Pitching Coaches: Brad Bergesen and Matt Ellmyer; Hitting Coach: Adam Lind; Position Coach: Orlando Muñoz; Development Coach: Beth Greenwood; Athletic Trainer: Keita Isaji; Strength and Conditioning Coach: John Sweeney

LEAGUE LEADERS: TEAM – 1st in team batting average (.258), 4th in team ERA (3.81) and 4th team fielding percentage (.975)... **INDIVIDUAL HITTING – Batting average:** Hendry Mendez, 4th (.284)... **Triples:** Aidan Miller, T-3rd (6); Emaarion Boyd, T-8th (5); Otto Kemp, T-8th (5)... **Sacrifice hits:** Emaarion Boyd, 5th (5)... **Sacrifice flies:** Felix Reyes, T-1st (8)... **Hit by pitches:** Emaarion Boyd, T-3rd (14)... **Caught stealing:** Emaarion Boyd, 1st (12); Justin Crawford, T-7th (8)... **GIDP:** Hendry Mendez, T-9th (9); Felix Reyes, T-9th (9)... **On-base percentage:** Hendry Mendez, 2nd (.386)... **INDIVIDUAL PITCHING – Wins:** Braeden Fausnaught, T-3rd (8); Andrew Walling, T-7th (7)... **Losses:** Estibenzon Jimenez, T-1st (11)... **Games:** Gunner Mayer, T-2nd (41); Jack Dallas, T-7th (39)... **Saves:** Daniel Harper, T-5th (7); Andrew Walling, T-8th (6)... **Hits:** Estibenzon Jimenez, 7th (104)... **Runs:** Estibenzon Jimenez, T-3rd (76)... **Earned runs:** Estibenzon Jimenez, T-4th (64)... **Intentional walks:** Jack Dallas, T-1st (2); Gunner Mayer, T-1st (2); Braeden Fausnaught, T-9th (1); Daniel Harper, T-9th (1); Charles King, T-9th (1); Andrew Walling, T-9th (1)... **Balks:** Mitch Neunborn, T-2nd (4)

PLAYER	AVG	G	AB	R	H	TB	2B	3B	HR	RBI	SH	SF	HP	BB	SO	SB	CS	DP	OBP	SLG	OPS	E
Anthony, K	.356	53	205	26	73	99	10	2	4	45	0	3	3	21	34	0	0	6	.418	.483	.901	1
Arnold, Z	.256	75	246	32	63	80	5	3	2	36	1	4	4	27	64	3	1	3	.335	.325	.660	12
Bennett, P	.263	28	95	13	25	35	4	3	0	11	0	0	0	12	15	3	1	5	.346	.368	.714	0
Bergolla, W	.295	67	234	36	69	90	12	3	1	29	7	4	0	22	30	18	4	3	.350	.385	.735	3
Boyd, E	.239	96	351	52	84	116	13	5	3	40	5	3	14	27	78	27	12	8	.316	.330	.646	4
Brito, E	.263	70	240	41	63	86	15	1	2	20	3	0	3	30	39	14	5	6	.352	.358	.710	11
Caicuto, L	.186	31	97	7	18	18	0	0	0	5	0	0	5	10	21	0	1	3	.295	.186	.481	4
Castillo, C	.154	8	26	2	4	5	1	0	0	2	0	0	1	3	14	0	0	0	.267	.192	.459	0
Castro, R	.000	1	1	0	0	0	0	0	0	0	0	0	0	0	0	0	0	0	.000	.000	.000	1
Crawford, J	.301	70	292	54	88	128	14	4	6	35	2	1	1	21	64	27	8	4	.349	.438	.787	1
Dissin, J	.214	78	252	43	54	88	7	0	9	41	0	3	8	39	77	3	1	6	.334	.349	.683	6
Farquhar, T	.257	38	140	27	36	47	7	2	0	10	1	1	8	22	34	19	4	2	.386	.336	.722	4
Fergus, C	.237	34	93	20	22	39	1	2	4	16	0	0	6	16	40	9	1	1	.383	.419	.802	1
Gonzalez, D	.120	9	25	1	3	3	0	0	0	2	0	0	0	6	7	0	1	0	.290	.120	.410	1
Kemp, O	.333	41	150	35	50	80	8	5	4	22	0	2	9	21	29	8	2	1	.440	.533	.973	3
Kroon, M	.143	2	7	1	1	1	0	0	0	2	0	1	0	1	3	1	0	0	.222	.143	.365	0
Leitch, R	.128	16	39	3	5	9	1	0	1	4	0	0	0	2	15	0	0	1	.171	.231	.402	1
Mendez, H	.284	90	317	49	90	124	19	3	3	41	0	2	2	52	52	3	0	9	.386	.391	.777	3
Miller, A	.258	58	225	35	58	100	12	6	6	32	0	0	3	30	57	12	4	0	.353	.444	.797	14
Muzziotti, S	.067	4	15	1	1	3	0	1	0	1	0	0	0	1	5	0	0	0	.125	.200	.325	0
Nava, A	.281	39	135	16	38	58	9	1	3	25	0	4	1	16	31	0	0	2	.353	.430	.783	3
Pineda, L	.260	78	292	39	76	115	11	2	8	45	0	4	8	23	70	3	2	5	.327	.394	.721	6
Reyes, F	.243	85	325	42	79	122	19	0	8	50	0	8	1	19	61	3	0	9	.280	.375	.655	8
Rincon, B	.202	33	114	25	23	38	9	0	2	15	0	2	1	23	44	8	0	0	.336	.333	.669	6
Rondon, L	.143	3	7	0	1	1	0	0	0	0	0	0	0	0	2	0	0	0	.143	.143	.286	1
Schreffler, T	.227	82	255	45	58	101	11	4	8	39	1	3	6	20	80	23	1	7	.296	.396	.692	2
Thomas, J	.273	7	22	2	6	6	0	0	0	1	0	0	0	2	6	1	0	0	.333	.273	.606	0
Viars, J	.180	27	89	11	16	22	0	0	2	10	0	3	2	11	41	0	0	0	.276	.247	.523	2
Ware, B	.293	27	99	13	29	46	6	4	1	11	0	0	1	6	31	3	0	1	.340	.465	.805	4
Totals	.258	132	4388	671	1133	1660	194	51	77	590	20	48	87	483	1044	188	48	82	.340	.378	.718	115

2024 JERSEY SHORE REVIEW (cont.)

PLAYER	W-L	ERA	G	GS	CG	GF	SHO	SV	IP	H	R	ER	HR	HB	BB	IBB	SO	WP	BK	AVG
Aldegheri, S	6-5	3.18	13	13	0	0	0	0	68.0	44	27	24	3	3	28	0	95	6	0	.182
Baker, A	1-0	1.59	16	0	0	4	0	0	17.0	7	4	3	0	0	8	0	30	5	0	.125
Beckel, B	0-0	3.68	5	0	0	0	0	0	7.1	9	3	3	0	0	5	0	14	2	0	.290
Buchanan, D	1-0	0.00	1	1	0	0	0	0	7.0	4	0	0	0	0	0	0	4	0	1	.167
Cabrera, J	5-4	3.39	14	14	0	0	0	0	77.0	59	33	29	6	5	25	0	91	3	1	.210
Castellano, E	4-2	4.12	14	12	0	0	0	0	63.1	58	34	29	6	6	20	0	86	10	0	.240
Castillo, S	2-3	3.34	8	7	0	0	0	0	29.2	20	11	11	0	5	20	0	20	3	3	.196
Chace, M	1-1	4.15	2	2	0	0	0	0	8.2	6	4	4	0	0	3	0	13	0	0	.194
Chenault, E	0-0	3.00	6	0	0	4	0	0	6.0	3	2	2	1	0	3	0	8	0	0	.150
Dallas, J	5-2	3.50	39	3	0	8	0	0	54.0	47	27	21	3	5	18	2	55	5	0	.230
Dillard, T	1-0	5.15	30	1	0	2	0	1	36.2	28	22	21	3	2	30	0	44	10	0	.206
Eddington, J	0-0	0.00	5	0	0	3	0	0	5.0	3	2	0	0	0	4	0	6	0	0	.158
Estanista, J	1-0	3.18	15	0	0	7	0	3	22.2	18	11	8	1	3	10	0	27	3	0	.214
Fausnaught, B	8-3	3.65	19	18	0	0	0	0	98.2	89	45	40	12	2	32	1	90	5	1	.241
Fowler, J	0-0	1.93	3	1	0	1	0	0	9.1	8	2	2	1	0	2	0	8	1	0	.235
Garbrick, A	0-0	2.70	7	0	0	1	0	0	6.2	8	4	2	0	0	3	0	3	0	0	.286
Harper, D	0-3	2.08	23	0	0	15	0	7	26.0	15	9	6	1	1	10	1	38	2	1	.163
Hernandez, C	0-0	0.00	6	0	0	0	0	0	8.0	5	0	0	0	0	1	0	10	0	0	.179
Jimenez, E	4-11	7.02	27	14	0	2	0	0	82.0	104	76	64	11	9	32	0	85	6	1	.301
Karaffa, N	1-0	0.00	4	0	0	1	0	0	5.0	1	0	0	0	0	0	0	4	0	0	.059
King, C	2-2	4.26	31	0	0	13	0	2	38.0	34	19	18	1	3	15	1	41	6	0	.238
Klassen, G	1-2	4.22	5	5	0	0	0	0	21.1	16	11	10	2	2	9	0	32	5	0	.200
Leitch, R	0-0	9.00	1	0	0	1	0	0	1.0	2	1	1	1	0	0	0	0	0	0	.400
Martinez, J	0-1	3.86	3	0	0	0	0	0	2.1	2	1	1	1	0	1	0	3	0	0	.222
Mayer, G	3-3	4.10	41	0	0	15	0	4	52.2	38	28	24	3	3	36	2	68	8	2	.207
McGarry, G	0-0	0.00	1	0	0	0	0	0	1.0	0	0	0	0	0	0	0	2	0	0	.000
Moore, W	0-0	2.70	12	0	0	3	0	1	13.1	10	4	4	1	1	3	0	18	0	0	.204
Neunborn, M	5-5	2.39	14	14	0	0	0	0	67.2	50	26	18	5	3	24	0	70	3	4	.203
Pan, W	0-1	1.29	14	1	0	4	0	1	21.0	13	5	3	0	2	7	0	22	1	0	.183
Petit, J	0-0	19.06	7	0	0	2	0	0	5.2	10	12	12	1	2	7	0	9	3	2	.370
Pipkin, D	0-0	0.00	3	0	0	0	0	0	3.1	0	0	0	0	0	1	0	4	1	0	.000
Rao, A	0-1	11.12	12	0	0	0	0	0	11.1	13	16	14	0	1	18	0	14	6	0	.310
Robles, B	0-0	5.70	20	0	0	4	0	0	23.2	25	21	15	4	2	18	0	23	4	1	.269
Ronan, M	2-1	7.89	26	0	0	12	0	0	29.2	27	27	26	2	5	25	0	39	4	2	.243
Russo, L	4-2	2.86	7	6	0	0	0	0	34.2	24	13	11	1	3	15	0	37	4	0	.203
Steward, C	4-3	3.46	10	10	0	0	0	0	52.0	39	22	20	1	4	31	0	49	0	1	.206
Tarnok, F	0-0	0.00	2	2	0	0	0	0	3.0	2	0	0	0	0	0	0	2	0	0	.200
Thompson, P	2-0	1.64	16	0	0	7	0	2	22.0	15	5	4	2	0	6	0	23	1	0	.195
Tucker, B	4-2	3.02	8	8	0	0	0	0	41.2	37	14	14	2	2	13	0	42	2	0	.243
Walling, A	7-0	1.73	30	0	0	15	0	6	36.1	20	8	7	3	2	24	1	43	4	0	.161
Wilkinson, D	0-1	4.83	30	0	0	8	0	0	31.2	28	25	17	1	1	28	0	50	2	0	.237
Totals	74-58	3.81	132	132	0	132	13	27	1151.1	941	574	487	79	77	535	8	1322	115	20	.222

2024 LEAGUE POSTSEASON ALL-STARS

OF Gabriel Rincones Jr.	Eastern League All-Star
1B Carson Taylor	Eastern League All-Star
RHP George Klassen	Florida State League All-Star
2B Devin Saltiban	Florida State League All-Star
OF Jordan Viars	Florida State League All-Star
C Eduardo Tait	Florida Complex League All-Star
MGR Greg Brodzinski	South Atlantic League Manager of the Year

2024 CLEARWATER REVIEW

Finished 4th in Florida State League's West Division (64-63, .504)... Lost in the best-of-three Division Series, 2-0, to Lakeland...
STAFF – Manager: Marty Malloy; Pitching Coaches: Tim Collins and Gustavo Armas; Hitting Coach: Chris Heintz; Bench Coach: Mycal Jones; Player Development Instructor: John Ryan Murphy; Athletic Trainer: Samantha Myers; Strength and Conditioning Coach: Joseph Miranda

LEAGUE LEADERS: TEAM – 5th in teaming batting average (.230), 8th in team ERA (4.33) and 5th in team fielding percentage (.972)... **INDIVIDUAL HITTING – Batting average:** Devin Saltiban, 10th (.237)... **Runs:** Devin Saltiban, 3rd (68)... **Total bases:** Devin Saltiban, 9th (148)... **Triples:** Raylin Heredia, T-2nd (6)... **Home runs:** Devin Saltiban, 3rd (17); Jordan Viars, T-10th (12)... **Runs batted in:** Devin Saltiban, 10th (53)... **Sacrifice flies:** Raylin Heredia, T-7th (5)... **Walks:** Kehden Hettiger, 7th (57)... **Strikeouts:** Avery Owusu-Asiedu, T-7th (129)... **On-base percentage:** Devin Saltiban, 6th (.346)... **Slugging percentage:** Devin Saltiban, 4th (.428)... **OPS:** Devin Saltiban, 3rd (.774)... **INDIVIDUAL PITCHING – Wins:** Mavis Graves, T-8th (7)... **Losses:** Micah Ottenbreit, T-2nd (9)... **Games started:** Micah Ottenbreit, T-9th (19)... **Games finished:** Saul Teran, T-8th (16)... **Saves:** Saul Teran, T-7th (7)... **Innings pitched:** Micah Ottenbreit, 8th (94.0)... **Hits:** Micah Ottenbreit, T-7th (88)... **Runs:** Micah Ottenbreit, 4th (53)... **Earned runs:** Micah Ottenbreit, 3rd (51)... **Hit batsmen:** Josh Bortka, T-9th (10)... **Walks:** Drew Garrett, 10th (47)... **Intentional walks:** Hunter Loyd, T-7th (1); Jose Pena Jr., T-7th (1)... **Strikeouts:** Mavis Graves, 4th (117); Micah Ottenbreit, T-10th (99)... **Balks:** Jaydenn Estanista, T-1st (5); Luke Russo, T-5th (4); Saul Teran, T-10th (3)

PLAYER	AVG	G	AB	R	H	TB	2B	3B	HR	RBI	SH	SF	HP	BB	SO	SB	CS	DP	OBP	SLG	OPS	E
Albrecht, L	.163	13	43	2	7	11	1	0	1	3	0	0	2	3	17	0	0	2	.250	.256	.506	5
Anthony, K	.322	44	149	26	48	70	10	0	4	21	0	1	6	28	28	3	1	4	.446	.470	.916	1
Bennett, P	.249	54	185	34	46	56	5	1	1	23	0	3	8	35	34	8	3	4	.385	.303	.688	1
Burkholder, G	.500	1	2	1	1	3	0	1	0	0	0	0	0	0	0	0	0	0	.500	1.500	2.000	0
Caba, S	.179	26	95	13	17	18	1	0	0	9	0	2	2	16	15	13	4	2	.304	.189	.493	5
Caicuto, L	.244	34	123	14	30	40	10	0	0	19	0	1	6	12	22	2	0	4	.338	.325	.663	4
Castro, R	.333	2	6	2	2	5	0	0	1	1	0	0	0	1	1	0	0	0	.429	.833	1.262	0
Day, B	.195	22	77	8	15	16	1	0	0	7	0	1	1	8	16	1	1	0	.276	.208	.484	5
DeMartini, C	.315	24	92	18	29	44	5	2	2	9	0	1	2	9	14	8	1	1	.385	.478	.863	6
Dragoo, J	.319	15	47	7	15	21	6	0	0	12	0	0	3	15	14	3	2	1	.508	.447	.955	0
Farmer, E	.143	3	7	2	1	1	0	0	0	0	0	0	0	2	5	0	0	0	.333	.143	.476	0
Farquhar, T	.314	32	105	19	33	45	7	1	1	12	0	1	3	35	26	9	1	0	.493	.429	.922	1
Flores, Y	.190	14	42	4	8	11	0	0	1	4	0	0	3	3	20	0	0	2	.292	.262	.554	0
Gonzalez, D	.265	44	132	16	35	52	6	1	3	21	0	0	3	17	33	2	3	7	.362	.394	.756	3
Heredia, R	.245	70	257	43	63	110	11	6	8	42	1	5	5	21	97	9	4	3	.309	.428	.737	3
Hettiger, K	.195	68	226	37	44	70	9	1	5	30	0	2	3	57	68	4	1	3	.361	.310	.671	8
Kemp, O	.500	5	14	4	7	14	2	1	1	3	0	0	3	3	3	2	1	0	.650	1.000	1.650	0
Kotowski, D	.221	56	190	30	42	69	7	1	6	31	0	2	7	19	81	7	3	4	.312	.363	.675	4
Marchán, R	.273	4	11	2	3	6	0	0	1	3	0	0	1	3	1	1	0	0	.467	.545	1.012	0
Mathison, C	.207	11	29	6	6	7	1	0	0	0	0	0	4	11	11	6	0	0	.477	.241	.718	2
Miller, A	.275	39	149	28	41	72	16	0	5	26	0	1	6	26	39	10	1	1	.401	.483	.884	5
Nori, D	.240	14	50	10	12	14	0	1	0	9	0	0	0	16	14	4	2	0	.424	.280	.704	0
Owusu-Asiedu, A	.192	98	312	46	60	102	11	2	9	27	1	2	5	37	129	17	3	7	.287	.327	.614	2
Pouaka-Gregó, N	.198	54	172	23	34	52	10	1	2	19	1	2	6	24	43	1	1	4	.314	.302	.616	8
Rincon, B	.143	2	7	1	1	1	0	0	0	0	0	0	0	1	2	0	0	0	.250	.143	.393	1
Rosario, G	.194	12	36	3	7	10	0	0	1	4	0	1	1	1	12	0	0	0	.231	.278	.509	2
Rosario, R	.213	17	61	5	13	17	4	0	0	6	0	0	2	3	19	4	1	0	.273	.279	.552	0
Saltiban, D	.237	97	346	68	82	148	13	1	17	53	0	4	10	50	102	22	2	4	.346	.428	.774	13
Shaver, A	.086	19	58	5	5	11	0	0	2	7	1	0	2	4	27	0	2	1	.172	.190	.362	0
Shojinaga, K	.143	15	42	6	6	6	0	0	0	4	0	0	1	15	4	0	2	0	.379	.143	.522	0
Spikerman, J	.226	17	62	13	14	20	4	1	0	5	0	0	4	9	20	7	1	0	.360	.323	.683	0
Tait, E	.269	28	104	13	28	48	5	0	5	24	0	2	0	8	33	0	0	2	.316	.462	.778	1
Tello, R	.255	14	51	9	13	15	2	0	0	7	0	0	1	6	13	0	1	1	.345	.294	.639	0
Thomas, J	.188	39	117	8	22	31	3	0	2	13	1	1	3	18	23	3	2	2	.309	.265	.574	1
Viars, J	.252	64	226	39	57	111	14	2	12	39	0	2	7	30	81	2	3	2	.355	.491	.846	3
Villavicencio, J	.000	2	8	0	0	0	0	0	0	0	0	0	1	0	2	1	0	0	.111	.000	.111	3
Walton, T	.200	36	120	16	24	40	7	0	3	16	0	1	5	19	46	7	5	3	.331	.333	.664	0
Ware, B	.201	75	264	34	53	91	11	0	9	41	0	3	8	33	74	11	5	7	.305	.345	.650	14
Totals	.230	127	4017	615	924	1458	182	23	102	550	5	38	124	598	1189	167	56	71	.345	.363	.708	120

2024 CLEARWATER REVIEW (cont.)

PLAYER	W-L	ERA	G	GS	CG	GF	SHO	SV	IP	H	R	ER	HR	HB	BB	IBB	SO	WP	BK	AVG
Amarante, J	2-4	6.51	7	5	0	1	0	0	27.2	38	22	20	5	0	13	0	28	4	0	.328
Andrade, K	0-1	9.00	4	0	0	4	0	2	5.0	4	5	5	1	1	3	0	7	1	0	.211
Avila, L	2-3	0.68	19	0	0	14	0	3	26.1	9	5	2	0	2	13	0	30	5	1	.107
Beckel, B	4-1	3.28	25	3	0	5	0	1	46.2	34	22	17	3	5	17	0	51	10	0	.199
Bortka, J	4-2	5.90	22	0	0	7	0	0	29.0	29	27	19	2	10	14	0	42	8	0	.261
Cain, T	0-0	0.00	2	0	0	0	0	0	2.0	0	0	0	0	0	0	0	2	0	0	.000
Carmack, K	0-0	9.82	3	0	0	0	0	0	3.2	5	4	4	1	1	4	0	5	0	1	.357
Chenault, E	1-3	4.91	25	0	0	13	0	4	36.2	26	24	20	4	7	26	0	53	6	0	.210
Covey, D	0-1	81.00	1	0	0	0	0	0	0.1	2	3	3	0	0	2	0	1	0	0	.667
Dillard, T	1-0	3.38	5	0	0	3	0	1	8.0	6	4	3	1	1	5	0	11	3	1	.207
Dutton, R	1-0	0.00	2	0	0	1	0	0	6.0	2	0	0	0	0	1	0	6	0	0	.105
Eddington, J	2-1	4.55	15	3	0	4	0	0	29.2	25	17	15	1	4	29	0	36	4	0	.231
Estanista, J	1-0	3.77	16	0	0	0	0	0	31.0	16	15	13	4	1	21	0	44	2	5	.147
Fowler, J	0-0	1.80	4	4	0	0	0	0	10.0	6	2	2	1	0	1	0	8	0	0	.167
Garbrick, A	0-0	6.00	5	0	0	0	0	0	6.0	4	4	4	1	1	5	0	8	2	0	.200
Garcia, J	0-0	9.00	1	0	0	0	0	0	2.0	2	3	2	0	0	2	0	3	1	0	.222
Garnett, T	0-0	0.00	2	0	0	0	0	0	2.1	2	0	0	0	0	2	0	4	0	0	.252
Garrett, D	1-2	3.54	29	0	0	11	0	5	40.2	21	18	16	1	3	47	0	56	7	0	.177
Gonzalez, O	0-1	2.63	6	3	0	1	0	0	13.2	8	7	4	3	3	6	0	11	0	0	.167
Graves, M	7-6	3.64	18	16	0	0	0	0	84.0	77	41	34	3	6	36	0	117	6	1	.238
Hayes, T	0-1	3.86	6	0	0	4	0	1	7.0	4	4	3	1	1	5	0	5	1	0	.190
Henriquez, J	3-1	3.45	20	0	0	7	0	0	31.1	28	17	12	2	1	19	0	34	1	0	.237
Hernandez, C	0-0	14.73	3	0	0	2	0	1	3.2	5	6	6	0	1	3	0	3	0	0	.333
Highfill, S	0-1	6.43	3	1	0	0	0	0	7.0	9	6	5	0	0	5	0	10	0	0	.290
Hopewell, C	0-3	7.20	23	0	0	9	0	2	30.0	38	25	24	5	0	15	0	28	7	1	.314
Kerkering, O	1-0	0.00	2	0	0	1	0	0	2.1	0	0	0	0	1	0	0	7	0	0	.000
King, C	0-0	0.00	1	0	0	0	0	0	1.0	0	0	0	0	0	0	0	1	0	0	.000
Klassen, G	2-0	0.71	9	9	0	0	0	0	38.0	21	4	3	1	1	12	0	57	3	0	.160
Knight, B	0-0	0.00	1	0	0	0	0	0	1.0	0	0	0	0	0	0	0	1	0	0	.000
Liranzo, A	1-0	3.86	1	0	0	0	0	0	2.1	1	1	1	0	0	3	0	2	1	0	.125
Loyd, H	1-1	30.86	3	0	0	0	0	0	2.1	11	8	8	1	0	3	1	2	0	0	.611
McGowan, C	0-0	0.00	1	1	0	0	0	0	3.0	1	0	0	0	0	1	0	4	1	0	.091
Ortiz, L.F.	0-0	4.50	2	0	0	0	0	0	2.0	0	1	1	0	0	1	0	3	0	2	.000
Osterberg, M	0-0	4.15	2	2	0	0	0	0	4.1	2	2	2	0	2	1	0	4	0	0	.133
Ottenbreit, M	3-9	4.88	19	19	0	0	0	0	94.0	88	53	51	8	9	41	0	99	6	1	.246
Pan, W	0-1	3.68	3	3	0	0	0	0	7.1	6	3	3	0	1	2	0	12	0	0	.222
Pena Jr., J	4-3	5.47	32	0	0	9	0	0	51.0	48	32	31	4	4	31	1	71	7	1	.241
Petit, J	2-1	7.71	19	2	0	5	0	1	32.2	31	30	28	2	7	25	0	32	7	0	.254
Pulido, D	2-1	2.94	10	8	0	0	0	0	33.2	20	16	11	1	1	23	0	38	3	0	.168
Rangel, A	0-0	0.00	1	1	0	0	0	0	2.0	1	0	0	0	0	0	0	4	0	0	.143
Reyes, P	0-0	3.00	5	3	0	0	0	0	18.0	19	12	6	1	1	9	0	16	1	1	.260
Rucker, M	0-0	0.00	1	0	0	0	0	0	1.0	1	0	0	0	0	0	0	2	0	0	.250
Russo, L	4-3	5.13	15	14	0	0	0	0	66.2	67	39	38	6	5	26	0	88	5	4	.260
Schultz, A	0-0	0.00	1	0	0	0	0	0	1.0	0	0	0	0	0	0	0	3	0	0	.000
Segura, E	2-4	7.17	10	9	0	1	0	0	42.2	41	35	34	7	7	26	0	42	2	0	.258
Steward, C	4-2	3.38	12	10	0	0	0	0	50.2	42	23	19	4	6	19	0	52	1	1	.226
Teran, S	3-1	3.96	22	0	0	16	0	7	25.0	20	13	11	3	2	19	0	36	0	3	.206
Thompson, P	1-2	3.62	19	0	0	6	0	1	27.1	26	11	11	2	1	9	0	30	3	1	.257
Trop, E	0-1	5.79	4	0	0	0	0	0	4.2	4	3	3	0	3	1	0	5	2	0	.235
Tucker, B	5-2	2.94	15	9	0	2	0	0	64.1	53	21	21	3	7	13	0	62	2	1	.226
Walker, T	0-0	4.50	1	1	0	0	0	0	4.0	2	2	2	0	1	0	0	4	1	0	.143
Wells, L	0-0	0.00	1	1	0	0	0	0	2.0	2	0	0	0	0	1	0	2	1	0	.250
Wilson, A	0-1	3.86	5	0	0	1	0	0	7.0	4	3	3	0	0	7	0	11	3	1	.160
Totals	64-63	4.33	127	127	0	127	7	29	1081.0	911	593	520	82	107	567	2	1293	117	26	.227

2024 CLEARWATER POSTSEASON STATISTICS

PLAYER	AVG	G	AB	R	H	TB	2B	3B	HR	RBI	SH	SF	HP	BB	SO	SB	CS	DP	OBP	SLG	OPS	E
Caba, S	.125	2	8	1	1	1	0	0	0	0	0	0	0	0	1	1	0	2	.125	.125	.250	0
Day, B	.000	1	3	0	0	0	0	0	0	0	0	0	0	0	0	0	0	0	.000	.000	.000	0
DeMartini, C	.200	2	5	1	1	1	0	0	0	1	0	0	0	1	2	0	0	1	.333	.200	.533	0
Dragoo, J	.167	2	6	0	1	1	0	0	0	0	0	0	0	0	2	0	0	0	.167	.167	.334	0
Hettiger, K	.000	1	3	0	0	0	0	0	0	0	0	0	0	0	2	0	0	1	.000	.000	.000	0
Mathison, C	.200	2	5	0	1	1	0	0	0	1	0	1	0	0	3	0	0	0	.167	.200	.367	1
Nori, D	.167	2	6	0	1	1	0	0	0	0	0	0	0	2	3	0	0	0	.375	.167	.542	0
Owusu-Asiedu, A	.000	1	2	0	0	0	0	0	0	0	0	0	0	1	0	0	0	0	.333	.000	.333	0
Saltiban, D	.167	2	6	0	1	1	0	0	0	0	0	0	0	0	2	0	0	0	.167	.167	.334	2
Tait, E	.000	2	7	0	0	0	0	0	0	0	0	0	0	0	3	0	0	0	.000	.000	.000	1
Tello, R	.000	1	2	0	0	0	0	0	0	0	0	0	0	1	1	0	0	1	.333	.000	.333	1
Totals	.113	2	53	2	6	6	0	0	0	2	0	1	0	5	19	1	0	5	.186	.113	.299	5

PLAYER	W-L	ERA	G	GS	CG	GF	SHO	SV	IP	H	R	ER	HR	HB	BB	IBB	SO	WP	BK	AVG
Andrade, K	0-0	9.00	1	0	0	1	0	0	1.0	2	1	1	0	0	1	0	1	0	0	.400
Avila, L	0-0	0.00	1	0	0	0	0	0	1.2	1	0	0	0	0	1	0	4	0	0	.167
Dutton, R	0-1	0.00	1	0	0	0	0	0	3.2	1	1	0	0	0	2	0	4	1	0	.091
Hayes, T	0-1	81.00	1	0	0	0	0	0	0.1	2	4	3	0	0	2	0	1	0	0	.500
Henriquez, J	0-0	0.00	2	0	0	1	0	0	1.0	0	0	0	0	0	0	0	0	0	0	.000
Highfill, S	0-0	2.25	1	1	0	0	0	0	4.0	2	1	1	0	0	1	0	2	0	0	.154
Pulido, D	0-0	0.00	1	1	0	0	0	0	4.1	1	0	0	0	0	2	0	1	0	0	.063
Teran, S	0-0	9.00	1	0	0	0	0	0	1.0	2	1	1	0	0	0	0	1	0	0	.500
Totals	0-2	3.18	2	2	0	2	0	0	17.0	11	8	6	0	0	9	0	14	1	0	.177

2024 PHILLIES MINOR LEAGUE WEEKLY & MONTHLY AWARD WINNERS	
RHP Micah Ottenbreit (CLR)	Florida State League Pitcher of the Week (4/15-21)
INF Trent Farquhar (CLR)	Florida State League Player of the Week (4/22-28)
LHP Braeden Fausnaught (JS)	South Atlantic League Pitcher of the Week (4/29-5/5)
RHP George Klassen (CLR)	Florida State League Pitcher of the Month (April)
RHP Enrique Segura (FCL Phillies)	Florida Complex League Pitcher of the Week (5/6-12)
LHP Mavis Graves (CLR)	Florida State League Pitcher of the Week (5/20-26)
OF Jordan Viars (CLR)	Florida State League Player of the Week (5/27-6/2)
RHP Robinson Pina (REA)	Eastern League Pitcher of the Week (6/3-9)
LHP Samuel Aldegheri (JS)	South Atlantic League Pitcher of the Week (6/10-16)
RHP Orlando Gonzalez (FCL Phillies)	Florida Complex League Pitcher of the Week (6/10-16)
RHP George Klassen (JS)	South Atlantic League Pitcher of the Week (6/17-23)
INF/OF Weston Wilson (LHV)	International League Player of the Week (6/24-30)
OF Jordan Viars (CLR)	Florida State League Player of the Week (6/24-30)
C Eduardo Tait (FCL Phillies)	Florida Complex League Player of the Month (June)
RHP Jean Cabrera (JS)	South Atlantic League Pitcher of the Week (7/1-7)
RHP Braydon Tucker (CLR)	Florida State League Pitcher of the Week (7/8-14)
RHP Robinson Pina (REA)	Eastern League Pitcher of the Week (7/22-28)
OF Cal Stevenson (LHV)	International League Player of the Month (July)
RHP Moisés Chace (REA)	Eastern League Pitcher of the Week (8/26-9/1)
RHP Seth Johnson (LHV)	International League Pitcher of the Week (8/26-9/1)
INF Aidan Miller (JS)	South Atlantic League Player of the Month (August)

2024 FCL PHILLIES REVIEW

Finished 3rd in Florida Complex League's North Division (33-25, .569)... **STAFF** – Manager: Shawn Williams; Pitching Coach: Jarrod Parker; Hitting Coaches: Rafael DeLima and Jake Palomaki; Position Coach/Baserunning Coordinator: Gary Cathcart; Player Development Instructors: Roly deArmas and Sean Rodriguez; Athletic Trainer: Raul Perez; Strength and Conditioning Coaches: Blaine Taylor and Carlos Monteagudo

LEAGUE LEADERS: TEAM – 4th in team batting average (.256), 8th in team ERA (4.41) and 2nd in team fielding percentage (.972)... **INDIVIDUAL HITTING** – **Batting average:** Eduardo Tait, 6th (.321)... **Games:** Starlyn Caba, T-10th (52)... **At-bats:** Eduardo Tait, 8th (184)... **Runs:** Starlyn Caba, T-1st (44)... **Hits:** Eduardo Tait, T-2nd (59)... **Total bases:** Eduardo Tait, 6th (92)... **Doubles:** Eduardo Tait, T-5th (13)... **Triples:** Juan Villavicencio, T-6th (3)... **Home runs:** Rickardo Perez, T-5th (6); Eduardo Tait, T-5th (6)... **Extra-base hits:** Eduardo Tait, T-5th (20)... **Runs batted in:** Eduardo Tait, 1st (49)... **Sacrifice flies:** Eduardo Tait, 1st (7); Guillermo Rosario, T-3rd (4)... **Hit by pitches:** Eduardo Tait, T-8th (8)... **Walks:** Starlyn Caba, 1st (51)... **Stolen bases:** Starlyn Caba, 1st (37)... **Caught stealing:** Starlyn Caba, T-3rd (8)... **GDP:** Guillermo Rosario, T-8th (5); Eduardo Tait, T-8th (5)... **On-base percentage:** Starlyn Caba, 9th (.427)... **Slugging percentage:** Eduardo Tait, 9th (.500)... **INDIVIDUAL PITCHING** – **Wins:** Luis Gonzalez, T-9th (4); Adilson Peralta, T-9th (4)... **Games started:** Wilmer Blanco, T-6th (10)... **Games finished:** Adilson Peralta, T-5th (10)... **Saves:** Luis Avila, T-5th (4)... **Innings pitched:** Wilmer Blanco, T-6th (47.0); Pedro Reyes, T-8th (46.2)... **Hits:** Wilmer Blanco, 1st (56)... **Runs:** Wilmer Blanco, 1st (41)... **Earned runs:** Wilmer Blanco, 3rd (35)... **Home runs:** Wilmer Blanco, T-2nd (5); Pedro Reyes, T-2nd (5)... **Hit batsmen:** Wilmer Blanco, T-8th (7)... **Intentional walks:** Eliecer Bata, T-2nd (1)... **Strikeouts:** Juan Amarante, T-4th (58); Wilmer Blanco, 9th (49)

PLAYER	AVG	G	AB	R	H	TB	2B	3B	HR	RBI	SH	SF	HP	BB	SO	SB	CS	DP	OBP	SLG	OPS	E
Beltran, N	.234	34	94	16	22	35	4	0	3	14	0	0	2	17	22	2	2	2	.363	.372	.735	4
Caba, S	.254	52	173	44	44	58	6	1	2	17	0	0	1	51	34	37	8	0	.427	.335	.762	5
Castro, R	.333	1	3	1	1	1	0	0	0	1	0	0	0	0	0	0	0	0	.333	.333	.666	0
Escobar, A	.338	24	77	24	26	37	2	0	3	17	1	1	4	21	10	9	0	2	.495	.481	.976	3
Farmer, F	.286	26	63	6	18	20	2	0	0	9	0	1	0	13	24	3	2	3	.403	.317	.720	1
Farquhar, T	.143	3	7	1	1	1	0	0	0	1	0	0	2	0	0	0	0	0	.333	.143	.476	0
Ferrebus, A	.324	10	37	5	12	14	2	0	0	6	0	1	3	0	6	1	2	0	.366	.378	.744	1
Flores, Y	.265	23	68	10	18	35	3	1	4	18	0	1	2	10	31	0	1	0	.370	.515	.885	1
Garcia, J	.000	14	32	3	0	0	0	0	0	1	0	1	1	7	16	0	0	0	.195	.000	.195	0
Gonzalez, D	.176	9	17	4	3	5	2	0	0	3	0	2	1	2	4	0	0	1	.273	.294	.567	0
Jimenez, M	.261	31	92	17	24	35	2	0	3	13	0	1	2	6	22	3	3	1	.317	.380	.697	0
Marin, J	.289	30	97	18	28	45	6	1	3	18	0	2	2	6	19	5	3	1	.336	.464	.800	1
Mendez, J	.214	11	28	3	6	9	0	0	1	2	0	0	2	1	5	0	0	3	.290	.321	.611	0
Pena, J	.267	41	131	29	35	56	10	1	3	10	0	0	4	16	48	12	3	2	.364	.427	.791	2
Perez, R	.297	32	111	17	33	54	3	0	6	26	0	1	2	11	18	0	1	3	.368	.486	.854	3
Rincones Jr., G	.167	9	30	6	5	6	1	0	0	3	0	1	1	4	8	3	0	0	.278	.200	.478	0
Rondon, L	.179	14	28	5	5	8	0	0	1	9	0	1	0	4	7	1	1	0	.273	.286	.559	0
Rosario, G	.237	51	169	29	40	65	9	2	4	27	0	4	4	24	55	2	1	5	.338	.385	.723	7
Rosario, R	.091	4	11	0	1	1	0	0	0	0	0	0	0	0	5	1	0	1	.091	.091	.182	0
Rosario, Y	.143	34	77	12	11	12	1	0	0	10	0	2	4	12	26	4	1	1	.284	.156	.440	6
Shaver, A	.192	11	26	7	5	8	3	0	0	4	0	0	2	8	12	6	0	0	.417	.308	.725	0
Silva, B	.500	6	10	2	5	5	0	0	0	2	0	0	0	3	2	1	0	0	.615	.500	1.115	0
Simmons, K	.167	2	6	0	1	1	0	0	0	0	0	0	0	0	1	0	0	1	.167	.167	.334	0
Tait, E	.321	51	184	29	59	92	13	1	6	49	0	7	8	13	31	5	0	5	.377	.500	.877	4
Villavicencio, J	.264	47	159	29	42	58	7	3	1	18	0	2	4	22	44	5	3	2	.364	.365	.729	6
Walton, T	.154	4	13	0	2	2	0	0	0	0	0	0	1	0	5	0	0	0	.214	.154	.368	0
Totals	.256	58	1743	317	447	663	76	10	40	278	1	28	52	251	457	100	31	33	.362	.380	.742	55

PLAYER	W-L	ERA	G	GS	CG	GF	SHO	SV	IP	H	R	ER	HR	HB	BB	IBB	SO	WP	BK	AVG
Amarante, J	3-1	3.38	15	6	0	2	0	1	45.1	37	20	17	3	2	24	0	58	8	3	.228
Andrade, K	2-2	3.38	14	0	0	5	0	0	21.1	18	14	8	1	2	10	0	31	3	1	.225
Avila, L	0-0	5.73	9	0	0	8	0	4	11.0	14	8	7	2	2	8	0	12	2	1	.304
Bata, E	1-1	9.00	5	0	0	3	0	0	7.0	12	7	7	1	0	4	1	3	0	0	.414
Blanco, W	2-4	6.70	12	10	0	1	0	0	47.0	56	41	35	5	7	29	0	49	2	3	.301
Bortka, J	0-0	0.00	1	0	0	1	0	0	1.1	1	0	0	0	0	1	0	2	0	0	.250
De La Cruz, A	2-1	8.84	12	1	0	3	0	1	18.1	19	18	18	3	3	19	0	10	4	1	.275
Eddington, J	0-0	1.50	5	0	0	1	0	0	6.0	5	1	1	1	1	5	0	8	1	0	.227
Fowler, J	0-0	0.00	1	1	0	0	0	0	2.0	1	0	0	0	0	2	0	0	0	0	.143
Garbrick, A	0-0	0.00	3	0	0	1	0	1	4.0	1	0	0	0	0	3	0	5	0	0	.071
Garcia, J	2-2	4.33	14	5	0	7	0	3	35.1	33	20	17	1	1	24	0	27	4	1	.254
Gatier, C	1-1	9.00	7	0	0	4	0	2	10.0	13	10	10	0	2	10	0	14	2	2	.325
Gonzalez, L	4-1	4.13	10	2	0	3	0	0	32.2	32	15	15	2	2	9	0	34	1	0	.260
Gonzalez, O	3-0	1.32	6	3	0	2	0	1	27.1	13	6	4	2	4	20	0	23	4	2	.148
Henriquez, J	0-0	3.38	3	0	0	0	0	0	2.2	2	3	1	0	1	4	0	2	1	0	.222
Hernandez, M	3-3	4.95	12	8	0	2	0	0	40.0	43	23	22	0	4	25	0	30	1	1	.289
King, C	0-0	0.00	1	1	0	0	0	0	1.0	0	0	0	0	0	0	0	2	0	0	.000
Martinez, J	0-1	9.00	1	0	0	0	0	0	1.0	2	3	1	0	0	1	0	3	1	0	.333
McGowan, C	0-0	0.00	2	1	0	0	0	0	3.0	2	0	0	0	0	1	0	4	0	0	.222
Pan, W	0-0	9.00	1	1	0	0	0	0	1.0	3	1	1	0	0	0	0	1	0	0	.429
Peralta, A	4-3	4.26	16	0	0	10	0	3	31.2	27	18	15	3	2	20	0	44	5	0	.229
Pipkin, D	0-0	0.00	2	0	0	0	0	0	1.2	4	4	0	0	0	3	0	4	1	0	.444
Pulido, D	1-2	4.55	8	7	0	0	0	0	31.2	32	19	16	2	3	18	0	39	3	0	.267
Reyes, P	3-1	2.89	11	6	0	4	0	0	46.2	42	18	15	5	4	12	0	29	2	1	.239
Robles, B	0-0	21.60	1	0	0	0	0	0	1.2	5	5	4	1	0	1	0	3	0	0	.500
Segura, E	2-2	3.90	6	6	0	0	0	0	32.1	30	14	14	2	3	12	0	31	4	1	.248
Silva, B	0-0	0.00	1	0	0	1	0	0	0.1	0	0	0	0	0	0	0	0	0	0	.000
Totals	33-25	4.41	58	58	0	58	4	16	463.1	447	268	227	34	44	265	1	468	49	17	.257

2024 DSL PHILLIES RED REVIEW

Finished 8th in Dominican Summer League's East Division (21-34, .382)... **STAFF** – Manager: Nerluis Martínez; Bench Coach: Samuel Hiciano; Pitching Coach: Alex Concepción; Assistant Pitching Coach: Carlos Hernandez; Hitting Development Coach: Uziel Viloria; Athletic Trainers: Argelis Pérez and Marissa VanHassel; Strength and Conditioning Coaches: Noel Almonte and Andrea Ibarra

LEAGUE LEADERS: TEAM – 44th in team batting average (.215), 31st in team ERA (5.16) and 48th in team fielding percentage (.945)... **INDIVIDUAL HITTING – Batting average:** Victor Cardoza, T-10th (.333)... **Total bases:** Victor Cardoza, T-10th (91)... **Doubles:** Victor Cardoza, T-10th (12)... **Home runs:** Victor Cardoza, T-10th (7)... **Extra-base hits:** Victor Cardoza, T-10th (21)... **Sacrifice flies:** Josueth Quinonez: T-3rd (6)... **Strikeouts:** Samuel Estevez: T-8th (65); Anderson Navas, T-8th (65)... **Slugging percentage:** Victor Cardoza, 9th (.562)... **INDIVIDUAL PITCHING – Wins:** Zuher Yousuf, T-10th (5)... **Games started:** Raymon Rosario, T-4th (12)... **Games finished:** Naoel Mejia, T-2nd (17)... **Saves:** Naoel Mejia, T-3rd (7)... **Hit batsmen:** Rene Yrish, T-7th (11); Raymon Rosario, T-10th (10)... **Intentional walks:** Gelson Carpio, T-4th (2)... **Wild pitches:** Julio Polanco, 1st (24); Gregory Lebron, 3rd (22); Edwin Castillo, T-9th (18); Rene Yrish, T-9th (18)... **Balks:** Naiker Velazquez, 1st (6)

* Individual leaders include both DSL Phillies Red and DSL Phillies White players.

PLAYER	AVG	G	AB	R	H	TB	2B	3B	HR	RBI	SH	SF	HP	BB	SO	SB	CS	DP	OBP	SLG	OPS	E
Arias, J	.233	14	43	8	10	16	0	0	2	9	0	0	1	12	20	1	2	0	.411	.372	.783	1
Cardoza, V	.417	21	84	19	35	62	8	2	5	14	1	0	1	5	19	9	3	2	.456	.738	1.194	1
Carela, L	.198	36	81	17	16	22	4	1	0	13	1	3	2	17	12	14	1	1	.340	.272	.612	4
Casanova, M	.173	42	139	22	24	35	3	1	2	16	0	0	7	20	59	15	2	1	.307	.252	.559	14
Castillo, W	.067	7	15	2	1	1	0	0	0	1	0	0	2	1	5	1	0	0	.222	.067	.289	0
De Leon, M	.252	48	151	26	38	48	8	1	0	14	0	2	4	20	36	4	2	2	.350	.318	.668	6
Diaz, J	.202	32	89	13	18	27	4	1	1	8	1	0	4	7	26	1	0	1	.290	.303	.593	3
Estevez, S	.217	47	152	26	33	38	5	0	0	16	1	2	5	25	65	18	6	0	.342	.250	.592	7
Ferrebuz, A	.375	14	40	10	15	29	5	0	3	13	0	2	1	8	3	2	1	1	.471	.725	1.196	2
Freitas, D	.153	35	98	11	15	18	3	0	0	11	1	1	2	11	42	4	2	1	.250	.184	.434	2
Fuentes, Y	.133	36	105	13	14	17	3	0	0	11	0	2	3	16	23	1	2	1	.262	.162	.424	5
Garcia, A	.238	46	160	32	38	57	7	3	2	17	0	1	5	16	23	12	2	2	.324	.356	.680	9
Hernandez, F	.000	1	1	0	0	0	0	0	0	0	0	0	0	0	0	0	0	1	.000	.000	.000	0
Manrique, R	.187	32	91	13	17	25	8	0	0	13	0	1	6	8	25	1	0	0	.292	.275	.567	11
Mujica, C	.185	43	135	13	25	29	4	0	0	9	0	1	9	15	47	9	2	2	.306	.215	.521	10
Polanco, Y	.164	22	61	7	10	13	1	1	0	7	0	2	1	10	22	8	2	0	.284	.213	.497	0
Rodriguez, E	.265	23	68	12	18	26	5	0	1	14	0	1	0	19	23	9	2	1	.420	.382	.802	2
Ruiz, I	.197	22	61	9	12	13	1	0	0	5	0	1	4	3	15	4	3	0	.275	.213	.488	0
Silva, B	.059	7	17	3	1	1	0	0	0	1	0	0	1	6	8	0	0	0	.333	.059	.392	0
Speirs, D	.258	13	31	3	8	9	1	0	0	2	0	0	1	7	12	0	2	0	.410	.290	.700	1
Totals	.215	55	1622	259	348	486	70	10	16	194	5	19	59	226	485	113	34	16	.329	.300	.629	103

PLAYER	W-L	ERA	G	GS	CG	GF	SHO	SV	IP	H	R	ER	HR	HB	BB	IBB	SO	WP	BK	AVG
Arias, E	1-4	7.44	13	5	0	4	0	0	32.2	31	29	27	3	6	18	1	45	7	3	.252
Arias, Y	2-5	6.62	14	7	0	3	0	0	34.0	34	31	25	4	6	16	0	34	11	2	.246
De La Cruz, J	1-1	4.24	6	5	0	1	0	0	23.1	19	11	11	0	4	9	0	22	2	0	.224
De Los Santos, A	1-3	2.13	11	9	0	0	0	0	38.0	18	12	9	0	7	19	0	38	4	0	.141
Delpino, G	0-0	0.00	3	1	0	0	0	0	6.0	1	0	0	0	2	5	0	6	1	0	.053
Fernandez, E	1-0	0.00	1	0	0	0	0	0	2.2	3	2	0	0	0	1	0	4	1	0	.273
Gatier, C	0-0	0.00	1	0	0	1	0	1	1.1	0	0	0	0	0	1	0	0	1	0	.000
Gonzalez, O	0-0	0.00	1	1	0	0	0	0	2.0	1	0	0	0	0	1	0	1	0	0	.143
Lebron, G	0-1	28.50	7	0	0	1	0	0	6.0	6	21	19	0	2	26	0	9	22	0	.273
Lopez, G	2-2	4.75	13	2	0	2	0	0	30.1	28	16	16	1	7	10	0	30	5	1	.246
Mejia, N	1-1	2.65	17	0	0	17	0	7	17.0	13	7	5	0	2	11	0	18	7	0	.220
Pacheco, B	1-0	1.59	5	5	0	0	0	0	17.0	11	6	3	0	1	3	0	23	2	0	.190
Peralta, P	0-4	6.31	9	7	0	0	0	0	25.2	29	32	18	1	5	24	0	32	12	1	.279
Ramirez, H	1-0	2.93	9	0	0	0	0	0	15.1	9	8	5	0	3	20	0	19	8	1	.173
Ramos, F	2-0	2.79	13	0	0	8	0	3	29.0	21	11	9	0	2	9	0	26	4	1	.208
Reyes, D	1-2	3.96	14	0	0	7	0	0	25.0	23	20	11	0	4	21	1	28	9	3	.235
Rosario, R	0-5	5.44	12	12	0	0	0	0	46.1	46	31	28	2	10	23	0	52	8	0	.256
Velazquez, N	1-1	8.00	14	1	0	1	0	0	27.0	31	31	24	0	4	22	0	31	5	6	.301
Yousuf, Z	5-3	3.62	15	0	0	3	0	1	37.1	26	16	15	0	3	17	0	49	11	0	.190
Yrish, R	1-2	10.64	15	0	0	7	0	0	22.0	26	27	26	0	11	27	0	15	18	0	.325
Totals	21-34	5.16	55	55	0	55	4	12	438.0	376	311	251	11	79	283	2	482	138	18	.232

2024 DSL PHILLIES WHITE REVIEW

Finished 6th in Dominican Summer League's South Division (26-29, 473)... **STAFF** – Manager: Waner Santana; Pitching Coach: Lester Straker; Hitting Coach: Manny Martinez; Position Coach: Félix Castillo; Athletic Trainer: José Betancourt; Physical Therapist: Carley McQuain; Strength and Conditioning Coach: Manuel Javier

LEAGUE LEADERS: TEAM – 45th in team batting average (.214), 23rd in team ERA (4.69) and 39th in team fielding percentage (.953)

PLAYER	AVG	G	AB	R	H	TB	2B	3B	HR	RBI	SH	SF	HP	BB	SO	SB	CS	DP	OBP	SLG	OPS	E
Aguila, D	.212	34	85	13	18	18	0	0	0	6	1	1	10	9	31	12	4	0	.352	.212	.564	9
Aguilera, F	.189	35	95	15	18	23	5	0	0	8	1	0	2	13	46	10	2	0	.300	.242	.542	1
Andrade, D	.100	7	20	1	2	2	0	0	0	0	0	0	0	2	1	0	0	2	.182	.100	.282	1
Bena, C	.146	30	89	10	13	20	1	3	0	4	1	0	5	13	48	6	4	0	.290	.225	.515	10
Calderon, J	.282	46	142	29	40	63	7	2	4	24	0	3	13	26	40	7	4	2	.429	.444	.873	6
Cárdoza, V	.244	24	78	15	19	29	4	0	2	11	0	0	2	7	25	7	1	0	.322	.372	.694	2
Carpio, G	.000	16	0	0	0	0	0	0	0	0	0	0	0	0	0	0	0	0	.000	.000	.000	0
Cjintje, N	.333	4	9	3	3	3	0	0	0	0	0	0	0	2	3	1	0	0	.455	.333	.788	0
Escalona, Y	.148	31	88	14	13	14	1	0	0	10	0	3	4	19	23	4	0	1	.316	.159	.475	4
Familia, J	.187	47	155	22	29	42	5	1	2	13	0	2	2	36	62	9	1	1	.344	.271	.615	8
Hernandez, A	.212	22	52	6	11	13	2	0	0	2	0	0	1	9	18	2	1	1	.339	.250	.589	7
Julio, J	.276	42	123	22	34	49	7	4	0	17	0	1	3	21	19	4	2	3	.392	.398	.790	0
Loreto, F	.230	30	87	16	20	28	3	1	1	11	0	1	6	12	24	7	4	0	.358	.322	.680	3
Marchan, J	.139	25	72	8	10	15	2	0	1	10	0	0	1	13	21	7	0	2	.279	.208	.487	0
Navas, A	.181	47	166	17	30	49	6	2	3	17	1	2	5	10	65	8	2	3	.246	.295	.541	15
Prado, S	.199	44	136	14	27	32	3	1	0	15	1	3	4	19	30	6	3	0	.309	.235	.544	10
Quinonez, J	.311	46	148	26	46	57	9	1	0	22	0	6	9	16	15	8	8	1	.397	.385	.782	3
Ramirez, I	.156	13	45	9	7	10	1	1	0	2	0	1	2	7	23	11	2	0	.291	.222	.513	1
Totals	.214	55	1590	240	340	467	56	16	13	172	5	23	69	234	494	109	38	16	.336	.294	.630	88

PLAYER	W-L	ERA	G	GS	CG	GF	SHO	SV	IP	H	R	ER	HR	HB	BB	IBB	SO	WP	BK	AVG
Bata, E	1-0	2.03	5	1	0	4	0	0	13.1	12	3	3	0	1	3	0	12	1	0	.240
Carpio, G	0-4	5.73	15	0	0	7	0	2	22.0	19	18	14	0	0	22	2	20	14	1	.250
Castillo, E	0-0	17.28	10	0	0	2	0	0	8.1	9	17	16	0	3	23	0	7	18	3	.310
De La Cruz, G	0-0	4.15	4	0	0	1	0	0	4.1	1	2	2	0	1	9	0	5	1	0	.071
Diaz, C	3-0	5.59	15	0	0	9	0	2	29.0	27	21	18	0	3	19	0	33	4	0	.250
Duarte, J	1-0	2.45	8	0	0	4	0	0	11.0	8	5	3	0	0	9	0	7	4	1	.211
Fernandez, E	2-3	5.56	12	0	0	4	0	0	22.2	19	18	14	0	3	17	1	23	5	1	.226
German, J	0-5	4.38	13	7	0	3	0	2	39.0	42	31	19	1	8	23	0	37	5	0	.276
Guzman, J	1-2	7.20	13	0	0	2	0	0	25.0	30	20	20	3	2	14	1	31	7	0	.300
Heredia, J	3-3	3.97	12	11	0	0	0	0	47.2	49	30	21	0	5	16	0	35	9	1	.268
Jean, E	2-2	1.96	15	0	0	11	0	3	23.0	12	12	5	1	3	22	1	29	13	1	.148
Montiel, J	1-0	0.00	1	0	0	0	0	0	1.0	2	0	0	0	0	1	0	0	0	0	.400
Nunez, E	1-0	6.00	6	0	0	2	0	0	6.0	4	4	4	0	0	5	0	4	0	0	.190
Polanco, J	1-3	4.97	11	10	0	1	0	0	38.0	36	30	21	0	9	21	0	31	24	3	.243
Reyes, R	2-1	4.50	13	6	0	2	0	1	36.0	30	18	18	0	4	14	1	34	7	1	.227
Robles, E	3-3	2.61	11	9	0	1	0	0	48.1	45	25	14	1	3	16	0	41	4	0	.245
Sosa, J	1-1	12.38	12	0	0	2	0	1	16.0	20	26	22	1	3	31	0	18	15	1	.308
Vargas, H	4-2	2.82	11	11	0	0	0	0	44.2	33	19	14	1	6	25	0	30	8	2	.206
Totals	26-29	4.69	55	55	0	55	5	11	435.1	398	299	227	8	54	290	6	397	139	15	.244

MINOR LEAGUE PLAYERS

Note: Minor league totals do not include statistics from independent or foreign leagues.

ADAMES, ELIAN... OF... B-T: R-R... **HT:** 6-2; **WT:** 190... **BORN:** September 15, 2007, Comendador, DR... **RESIDES:** Comendador... **HOW OBTAINED:** Signed by Phillies as an amateur free agent, 1/15/25... **SIGNED BY:** Eduardo Soriano.

AGUILERA, FREIDERMAN DAVIS... OF... B-T: R-R... **HT:** 6-2; **WT:** 179... **BORN:** May 3, 2007, Distrito García de Hevia, VZ... **RESIDES:** Caracas, VZ... **HOW OBTAINED:** Signed by Phillies as an amateur free agent, 1/15/24... **SIGNED BY:** Jesús Blanco.

2024: Began professional career with Dominican Summer League Phillies White (R)... Stole a season-high 3 bases on 7/15 at DSL Miami... Played all 3 OF positions, making 1 error in 40 total chances (.975 fielding percentage).

YEAR	CLUB	AVG	G	AB	R	H	2B	3B	HR	RBI	SH	SF	HP	BB	SO	SB	CS	OBP	SLG	OPS	E
2024	DSL Phillies-W	.189	35	95	15	18	5	0	0	8	1	0	2	13	46	10	2	.300	.242	.542	1

ALBRECHT, LOUIS STAPLETON (Lou)... C... B-T: R-R... **HT:** 5-11; **WT:** 201... **BORN:** November 7, 2001, Bellevue, WA... **RESIDES:** Renton, WA... **HOW OBTAINED:** Signed by Phillies as a non-drafted free agent, 7/21/23... **SIGNED BY:** Hilton Richardson... **EDUCATION:** Attended Central Arizona College and Washington State University... 2020 graduate of Kentridge HS (WA).

2024: Played for Clearwater (A)... Hit his first professional HR on 6/26 vs Bradenton... **2023:** Began professional career with Florida Complex League Phillies (R)... Made his debut on 8/7 at FCL Blue Jays... Collected his first hit on 8/10 at FCL Yankees and his first RBI on 8/22 vs FCL Blue Jays.

YEAR	CLUB	AVG	G	AB	R	H	2B	3B	HR	RBI	SH	SF	HP	BB	SO	SB	CS	OBP	SLG	OPS	E
2023	FCL Phillies	.375	5	8	0	3	0	0	0	1	0	0	0	1	2	0	0	.444	.375	.819	1
2024	Clearwater	.163	13	43	2	7	1	0	1	3	0	0	2	3	17	0	0	.250	.256	.506	5
Minors Totals		.196	18	51	2	10	1	0	1	4	0	0	2	4	19	0	0	.281	.275	.556	6

ALVAREZ, NELSON LORENZO... RHP... B-T: R-R... **HT:** 6-4; **WT:** 218... **BORN:** June 11, 1998, Miami, FL... **RESIDES:** Miami... **HOW OBTAINED:** Acquired from TB in exchange for cash considerations, 8/6/24... **EDUCATION:** Attended Miami Dade College, Kendall Campus (FL) and University of South Florida... 2016 graduate of Braddock HS (FL)... **MISC:** Originally selected by NYY in 13th round of 2019 MLB Draft... Selected by TB from NYY in minor league phase of 2022 Rule 5 Draft... Selected by SD in 23rd round of 2018 MLB Draft, but did not sign... Selected by CLE in 27th round of 2016 MLB Draft, but did not sign... **SIGNED BY:** Ronnie Merrill.

2024: Started the season with Montgomery (AA) in the TB organization before being promoted to Durham (AAA) on 4/11... On the IL from 5/11-21 (right elbow impingement)... Transferred to Montgomery on 6/7... Posted a 1.46 ERA (2 ER, 12.1 IP) over his first 9 appearances with Reading (AA) after being traded to the Phillies organization on 8/6... Made his Lehigh Valley (AAA) debut on 9/21 vs Worcester (IP, 0 R, 3 SO)... **2023:** Began the season with Bowling Green (A) and was promoted to Montgomery on 5/16... Pitched to a 1.08 ERA (ER, 8.1 IP) with 12 SO and a 0.84 WHIP (5 H, 2 BB) over his final 8 games of the season... Made 2 scoreless appearances in the postseason (2.0 IP, 4 SO)... **2022:** Pitched for Hudson Valley (A) in the NYY organization and led the club in games pitched... Went 4-1 with a 1.80 ERA (5 ER, 25.0 IP) while holding hitters to a .134 AVG (11-82) in his first 18 outings of the year... Limited RHH to a .155 AVG (17-110)... Was on the IL from 4/26-5/16 (right groin strain)... Pitched a career-high 3.2 innings on 8/2 at Jersey Shore... Pitched for Mesa in the Arizona Fall League... **2021:** Spent the season with Hudson Valley... Was T-2nd on the team in appearances... **2020:** Did not pitch... **2019:** Began professional career with Gulf Coast League Yankees West (R)... Earned his first professional win in his debut on 6/25 at GCL Tigers East (IP, 0 R, SO)... Transferred to GCL Yankees East on 6/29 and to Pulaski (R) on 7/5.

YEAR	CLUB	W-L	ERA	G	GS	CG	SHO	SV	IP	H	R	ER	HR	HB	BB	SO	WP	BK	AVG
2019	GCL Yankees-W	1-0	0.00	2	0	0	0	0	2.0	1	0	0	0	0	1	1	0	0	.143
	GCL Yankees-E	0-1	27.00	1	0	0	0	0	0.2	1	2	2	0	0	2	1	1	0	.500
	GCL Combined	1-1	6.75	3	0	0	0	0	2.2	2	2	2	0	0	3	2	1	0	.222
	Pulaski	2-1	8.84	13	0	0	0	1	19.1	26	20	19	4	0	9	23	1	0	.351
2020	Did not pitch																		
2021	Hudson Valley	3-2	8.55	30	0	0	0	1	40.0	43	43	38	9	8	32	41	14	0	.270
2022	Hudson Valley	5-2	2.85	35	0	0	0	4	53.2	35	21	17	3	2	32	65	9	0	.184
2023	Bowling Green	2-1	2.30	10	0	0	0	2	15.2	12	6	4	0	3	6	22	4	0	.207
	Montgomery	5-4	4.14	34	0	0	0	2	37.0	28	18	17	2	4	16	57	8	0	.214
2024	Montgomery	1-1	4.66	15	0	0	0	0	19.1	15	10	10	4	0	7	23	3	0	.211
	Durham	1-0	3.94	12	0	0	0	0	16.0	11	8	7	0	0	15	15	0	0	.208
	Reading	0-2	1.76	11	0	0	0	0	15.1	14	6	3	1	0	7	21	1	0	.230
	Lehigh Valley	0-0	0.00	1	0	0	0	0	1.0	0	0	0	0	0	0	3	0	0	.000
Minors Totals		20-14	4.79	164	0	0	0	10	220.0	186	134	117	23	17	127	272	41	0	.230

AMARANTE, JUAN JOSÉ ... LHP ... B-T: L-L... **HT:** 5-10; **WT:** 197... **BORN:** April 14, 2004, Valencia, VZ... **RESIDES:** Valencia... **HOW OBTAINED:** Signed by Phillies as an amateur free agent, 1/28/22... **SIGNED BY:** Jonatan Hernández.

2024: Began the year with Florida Complex League Phillies (R)... His 58 SO with FCL Phillies led all Phillies short-season minor leaguers and ranked T-4th in the FCL... Struck out 30.9% of batters faced (58-188) with the club... Set a career high with 10 SO on 7/8 vs FCL Tigers... Promoted to Clearwater (A) on 7/27 and recorded his first win with the Threshers on 8/13 vs Tampa when he pitched a career-high 6.0 innings with 8 SO... **2023:** Started the year with Dominican Summer League Phillies Red (R)... Made his first professional start on 6/5 at DSL Pirates Gold (4.0 IP, ER, 5 SO)... Struck out 31.6% (37-117) of batters faced... Transferred to DSL Phillies White on 8/17 and made 3 relief appearances with the team in the postseason (5.0 IP), earning the SV in both wins in the best-of-three DSL Quarterfinals against DSL Angels... **2022:** Began professional career with DSL Phillies White... Made his pro debut, 6/8 vs DSL TEX Blue... Held LHH to a .150 AVG (3-20)... Struck out 33.9% (40-118) of batters faced and averaged 12.41 SO/9.0 IP... Pitched in 1 playoff game.

YEAR	CLUB	W-L	ERA	G	GS	CG	SHO	SV	IP	H	R	ER	HR	HB	BB	SO	WP	BK	AVG
2022	DSL Phillies-W	3-0	2.79	15	0	0	0	2	29.0	21	10	9	1	1	10	40	6	0	.196
2023	DSL Phillies-R	0-2	2.86	10	9	0	0	1	28.1	22	11	9	0	0	18	37	7	1	.224
2024	FCL Phillies	3-1	3.38	15	6	0	0	1	45.1	37	20	17	3	2	24	58	8	3	.228
	Clearwater	2-4	6.51	7	5	0	0	0	27.2	38	22	20	5	0	13	28	4	0	.328
Minors Totals		8-7	3.80	47	20	0	0	4	130.1	118	63	55	9	3	65	163	25	4	.244

ANDRADE, KLEYDERVE LEANDRO ... LHP ... B-T: L-L... **HT:** 5-11; **WT:** 235... **BORN:** December 19, 2002, Valencia, VZ... **RESIDES:** Caja Seca, VZ... **HOW OBTAINED:** Signed by Phillies as an amateur free agent, 5/9/22... **SIGNED BY:** Carlos Salas and Jonatan Hernández.

2024: Began the season with Florida Complex League Phillies (R)... Ranked 5th in the FCL with a 33.3% SO rate (min. 90 TBF) and 6th with 13.08 SO/9.0 IP (min. 20.0 IP)... His 6-game streak without allowing an ER from 5/9-27 was the longest such streak by an FCL Phillies pitcher... On the IL from 7/11-25 (left biceps strain)... Promoted to Clearwater (A) on 8/21... Pitched in 1 postseason game... **2023:** Began the year with Dominican Summer League Phillies White (R)... Earned his first professional win on 6/5 vs DSL Nationals (3.0 IP, R, 3 SO)... Ranked 3rd among all DSL Phillies pitchers in ERA (min. 30.0 IP)... Posted a 1.14 ERA (3 ER, 23.2 IP) and held hitters to a .190 AVG (16-84) from 6/5-7/24 (11 appearances)... Limited LHH to a .171/.256/.200 (.456 OPS) slash line in 39 PA... Struck out 35.8% (44-123) of opposing hitters and averaged 12.91 SO/9.0 IP... **2022:** Began professional career with DSL Phillies White... Made his pro debut, 7/15 vs DSL Rockies.

YEAR	CLUB	W-L	ERA	G	GS	CG	SHO	SV	IP	H	R	ER	HR	HB	BB	SO	WP	BK	AVG
2022	DSL Phillies-W	0-0	6.14	5	0	0	0	0	7.1	8	7	5	0	3	5	6	3	0	.296
2023	DSL Phillies-W	5-1	1.76	15	0	0	0	3	30.2	23	7	6	0	0	12	44	2	0	.209
2024	FCL Phillies	2-2	3.38	14	0	0	0	0	21.1	18	14	8	1	2	10	31	3	1	.225
	Clearwater	0-1	9.00	4	0	0	0	2	5.0	4	5	5	1	1	3	7	1	0	.211
Minors Totals		7-4	3.36	38	0	0	0	5	64.1	53	33	24	2	6	30	88	9	1	.225

ANTHONY, KEATON MICHAEL ... INF ... B-T: R-R... **HT:** 6-2; **WT:** 230... **BORN:** June 24, 2001, Fort Wayne, IN... **RESIDES:** Dacula, GA... **HOW OBTAINED:** Signed by Phillies as a non-drafted free agent, 7/17/23... **SIGNED BY:** Justin Munson... **EDUCATION:** Attended University of Iowa... 2020 graduate of Mill Creek HS (GA)... **MISC:** Named First Team All-Big Ten after slashing .389/.505/.701 (1.206 OPS) with 22 B, 9 HR and 38 RBI in 2023, leading the Hawkeyes in AVG, doubles and SLG... Also made 6 starts on the mound for Iowa in 2023.

2024: Led all Phillies minor leaguers (full season) with a .327 AVG (min. 275 PA)... Rankings among all single-A and high-A players (min. 350 AB): 1st in AVG (.342) & OBP (.430), 3rd in OPS (.907) and 10th in SLG (.477)... Named the Minor League Gold Glove Award winner at 1st base after posting a .997 fielding percentage in 593 total chances over 87 games... Began the season with Clearwater (A)... His 9-game hitting streak from 5/29-6/13 and his 9-game run streak from 6/9-23 were both the longest by a Clearwater player... Had multiple hits in 6 straight games from 6/7-13 (longest such streak in the Florida State League)... Promoted to Jersey Shore (A) on 6/24... Had a career-high 4 hits on 9/5 at Aberdeen... Promoted to Reading (AA) on 9/6... **2023:** Began professional career with Florida Complex League Phillies (R), making his debut on 7/27 vs FCL Tigers... Had an 8-game hitting streak from 7/29-8/22 (tied for the longest such streak by an FCL Phillies player)... Promoted to Clearwater on 9/1... Overall, made 10 appearances (all starts) at 1st base... Appeared in 2 postseason games for the Threshers.

YEAR	CLUB	AVG	G	AB	R	H	2B	3B	HR	RBI	SH	SF	HP	BB	SO	SB	CS	OBP	SLG	OPS	E
2023	FCL Phillies	.379	9	29	7	11	1	0	2	9	0	0	4	2	6	0	0	.486	.621	1.107	1
	Clearwater	.143	5	14	1	2	0	0	0	0	0	0	2	4	3	1	0	.400	.143	.543	2
2024	Clearwater	.322	44	149	26	48	10	0	4	21	0	1	6	28	28	3	1	.446	.470	.916	1
	Jersey Shore	.356	53	205	26	73	10	2	4	45	0	3	3	21	34	0	0	.418	.483	.901	1
	Reading	.120	6	25	0	3	0	0	0	1	0	0	0	1	6	0	0	.154	.120	.274	0
Minors Totals		.325	117	422	60	137	21	2	10	76	0	4	15	56	77	4	1	.419	.455	.874	5

ARAUJO, ANDERSON FABIAN ... C ... B-T: R-R... **HT:** 5-11; **WT:** 177... **BORN:** April 8, 2008, Barquisimeto, VZ... **RESIDES:** Barquisimeto... **HOW OBTAINED:** Signed by Phillies as an amateur free agent, 1/15/25... **SIGNED BY:** Franklin Rojas.

ARIAS, ELIGIO ... RHP ... B-T: R-R... **HT:** 6-6; **WT:** 258... **BORN:** March 26, 2003, Salcedo, DR... **RESIDES:** Moca, DR... **HOW OBTAINED:** Signed by Phillies as an amateur free agent, 12/4/23... **SIGNED BY:** Eddy Toledo.

2024: Began professional career with Dominican Summer League Phillies Red (R)... Limited RHH to a .195 AVG and .280 SLG in 82 AB... Earned his first win on 7/30 vs DSL Giants Orange (3.0 IP, 0 R, 4 SO).

YEAR	CLUB	W-L	ERA	G	GS	CG	SHO	SV	IP	H	R	ER	HR	HB	BB	SO	WP	BK	AVG
2024	DSL Phillies-R	1-4	7.44	13	5	0	0	0	32.2	31	29	27	3	6	18	45	7	3	.252

ARIAS, JALVIN JOSUE ... OF ... B-T: R-R... **HT:** 6-3; **WT:** 243... **BORN:** October 1, 2006, Baní, DR... **RESIDES:** Baní... **HOW OBTAINED:** Signed by Phillies as an amateur free agent, 1/15/24... **SIGNED BY:** Víctor Santana.

2024: Began professional career with Dominican Summer League Phillies Red (R)... Ranked 4th in OBP among Phillies DSL players (min. 50 PA)... Hit his first professional HR on 6/4 at DSL Miami... His 6-game BB streak from 6/3-14 was the longest by any DSL Phillies player... Made appearances in CF (6) and RF (8)... On the IL from 7/3-end of season (left hand hamate fracture).

YEAR	CLUB	AVG	G	AB	R	H	2B	3B	HR	RBI	SH	SF	HP	BB	SO	SB	CS	OBP	SLG	OPS	E
2024	DSL Phillies-R	.233	14	43	8	10	0	0	2	9	0	0	1	12	20	1	2	.411	.372	.783	1

ARIAS, Yael ALBERTO ... RHP ... B-T: R-R... **HT:** 6-5; **WT:** 201... **BORN:** August 16, 2004, San Cristóbal, DR... **RESIDES:** San Cristóbal... **HOW OBTAINED:** Signed by Phillies as an amateur free agent, 3/4/24... **SIGNED BY:** Luis García.

2024: Began professional career with Dominican Summer League Phillies Red (R)... Went 2-1 with a 3.31 ERA (6 ER, 16.1 IP), 14 SO and a 0.80 WHIP (8 H, 5 BB) in 5 July appearances (3 starts).

YEAR	CLUB	W-L	ERA	G	GS	CG	SHO	SV	IP	H	R	ER	HR	HB	BB	SO	WP	BK	AVG
2024	DSL Phillies-R	2-5	6.62	14	7	0	0	0	34.0	34	31	25	4	6	16	34	11	2	.246

ARMENTA, ERUBIEL ALBERTO ... LHP ... B-T: L-L... **HT:** 6-3; **WT:** 219... **BORN:** March 11, 2000, Tijuana, MX... **RESIDES:** Tijuana... **HOW OBTAINED:** Signed by Phillies as an amateur free agent, 7/11/19... **SIGNED BY:** Oneri Fleita and Charlie Gastelum.

2024: Missed the entire season (left elbow surgery)... **2023:** Made 1 appearance for Mexico in the World Baseball Classic on 3/14 against Great Britain (0.2 IP, 0 R)... Missed the season due to a left elbow UCL injury... **2022:** Spent season with Jersey Shore (A)... Posted a 1.17 ERA (ER, 7.2 IP) in 8 May games... Limited batters to a .040 AVG (1-25) in 8 June games... **2021:** Began season in extended spring training... Made professional debut with Clearwater (A), 6/16 at Dunedin... Promoted to Jersey Shore, 7/10... Appeared in 1 game with Reading (AA) at the end of the season... Combined to post a 1.96 ERA (5 ER, 23.0 IP) and averaged 19.17 SO/9.0 IP (49 SO, 23.0 IP) in 16 relief appearances... Struck out 47.1% of the batters he faced (49-104)... Participated in Florida Instructional League... **2020:** Pitched for Los Mochis in the Mexican Pacific Winter League... **2019:** Was on restricted list, 7/11-end of season.

YEAR	CLUB	W-L	ERA	G	GS	CG	SHO	SV	IP	H	R	ER	HR	HB	BB	SO	WP	BK	AVG
2019	Did not pitch																		
2020	Did not pitch																		
2021	Clearwater	2-0	0.00	4	0	0	0	1	6.2	3	0	0	0	1	4	17	1	0	.125
	Jersey Shore	0-0	3.14	11	0	0	0	2	14.1	11	6	5	1	2	11	30	3	0	.204
	Reading	1-0	0.00	1	0	0	0	0	2.0	1	0	0	0	0	1	2	0	0	.143
2022	Jersey Shore	3-2	3.60	40	0	0	0	1	40.0	22	20	16	2	5	32	54	5	2	.161
2023	Injured – Did not pitch																		
2024	Injured – Did not pitch																		
Minors Totals		6-2	3.00	56	0	0	0	4	63.0	37	26	21	3	8	48	103	9	2	.167

ARNOLD, ZACHARY JOHN (Zach) ... INF ... B-T: R-R... **HT:** 6-2; **WT:** 210... **BORN:** June 13, 2001, Newport Beach, CA... **RESIDES:** Temecula, CA... **HOW OBTAINED:** Selected by Phillies in 14th round of 2023 MLB Draft... **SIGNED BY:** Ralph Garr Jr... **EDUCATION:** Attended University of Houston (TX) and Louisiana State University... 2019 graduate of Great Oak HS (CA)... **MISC:** Named First Team All-American Athletic Conference after slashing .365/.452/.590 (1.042 OPS) with 11 2B, 13 HR, 51 RBI, 25 BB and 11 SB in 55 games at Houston in 2023... Selected by BAL in 34th round of 2019 MLB Draft, but did not sign.

2024: Began the season with Jersey Shore (A)... Slashed .361/.431/.410 (.841 OPS) in July (72 PA)... Had a 17-game on-base streak from 7/13-8/10 (.415 OBP during the streak)... His 15-game hitting streak from 7/13-8/9 was tied for the longest such streak among BlueClaws players... Promoted to Reading (AA) on 8/12... **2023:** Began professional career with Florida Complex League Phillies (R)... Promoted to Clearwater (A) on 8/4... Slashed .302/.413/.377 (.790 OPS) with 10 BB and 6 SB in 15 August games with the Threshers (64 PA)... Set career highs in hits (4), RBI (4) and SB (2) on 9/9 at Palm Beach... Went 20-for-63 (.317 AVG) with 2 2B, 3B, 2 HR and 8 RBI against RHP with Clearwater... Made appearances at 2nd base, 3rd base and SS for the Threshers, posting a .984 fielding percentage in 64 total chances... Appeared in 6 playoff games.

YEAR	CLUB	AVG	G	AB	R	H	2B	3B	HR	RBI	SH	SF	HP	BB	SO	SB	CS	OBP	SLG	OPS	E
2023	FCL Phillies	.273	4	11	4	3	2	1	0	5	0	1	1	1	2	0	0	.357	.636	.993	2
	Clearwater	.293	22	82	15	24	2	1	2	11	0	0	1	10	19	8	0	.376	.415	.791	1
2024	Jersey Shore	.256	75	246	32	63	5	3	2	36	1	4	4	27	64	3	1	.335	.325	.660	12
	Reading	.149	19	67	6	10	2	0	0	1	0	0	3	2	24	2	1	.208	.179	.387	4
Minors Totals		.246	120	406	57	100	11	5	4	53	1	5	9	40	109	13	2	.324	.328	.652	19

ASH, KONNOR THOMAS... RHP... B-T: R-R... **HT:** 5-11; **WT:** 199... **BORN:** March 17, 1999, Grand Blanc, MI... **RESIDES:** Sheridan, IL... **HOW OBTAINED:** Signed by Phillies as a non-drafted free agent, 7/20/21... **SIGNED BY:** Justin Munson... **EDUCATION:** 2021 graduate of University of Missouri... 2017 graduate of Plainfield South HS (IL)... **MISC:** Averaged 10.47 SO/9.0 IP (138 SO, 118.2 IP) in 55 games (10 starts) during his 4-year collegiate career.

2024: Spent the season with Reading (AA)... Limited RHH to a .139/.273/.188 (.461 OPS) slash line in 101 AB... Posted a 3.00 ERA (13 ER, 39.0 IP) and limited batters to a .190 AVG (26-137) as a reliever... Recorded a 2.28 ERA (7 ER, 27.2 IP) in 12 games (5 starts) over the first 2 months of the season... **2023:** On the restricted list from 3/28-5/8... Made his lone appearance with Florida Complex League Phillies (R) on 6/10 vs FCL Tigers before being promoted to Clearwater (A) on 6/15... Promoted to Jersey Shore (A), where he spent most of the season, on 7/7... Struck out 38.5% (37-96) of batters, held RHH to a .140/.206/.158 (.364 OPS) slash line (.63 PA) and averaged 14.48 SO/9.0 IP with the BlueClaws... Promoted to Reading on 9/1 and assigned back to Jersey Shore on 9/4... Appeared in 1 postseason game for the BlueClaws on 9/15 at Hudson Valley (0.2 IP, 0 R)... **2022:** Spent season with Clearwater... Was on the IL (left oblique strain), beginning of season-4/26... Posted a 1.35 ERA (2 ER, 13.1 IP) in 9 May games... **2021:** Began professional career with FCL Phillies... Promoted to Clearwater, 8/26... Participated in Florida Instructional League.

YEAR	CLUB	W-L	ERA	G	GS	CG	SHO	SV	IP	H	R	ER	HR	HB	BB	SO	WP	BK	AVG
2021	FCL Phillies	0-0	4.50	3	1	0	0	1	4.0	4	3	2	1	0	1	6	0	1	.235
	Clearwater	3-0	3.48	6	0	0	0	0	10.1	7	4	4	1	0	7	8	0	0	.206
2022	Clearwater	1-2	5.36	31	0	0	0	4	40.1	36	27	24	3	0	26	54	6	1	.235
2023	FCL Phillies	0-0	40.50	1	0	0	0	0	0.2	1	3	3	0	0	2	2	1	0	.333
	Clearwater	0-0	3.60	5	0	0	0	0	5.0	5	2	2	0	0	4	8	0	0	.250
	Jersey Shore	4-0	2.35	16	1	0	0	2	23.0	16	7	6	0	0	10	37	6	0	.190
	Reading	0-0	54.00	1	0	0	0	0	0.1	1	2	2	0	0	2	0	0	0	.500
2024	Reading	1-5	3.53	35	10	0	0	0	63.2	50	25	25	4	0	35	66	10	0	.215
Minors Totals		9-7	4.15	98	12	0	0	7	147.1	120	73	68	9	0	87	181	23	2	.220

AVILA, LUIS RAFAEL... RHP... B-T: R-R... **HT:** 6-1; **WT:** 221... **BORN:** May 26, 2003, Turmero, VZ... **RESIDES:** Turmero... **HOW OBTAINED:** Signed by Phillies as an amateur free agent, 2/23/23... **SIGNED BY:** Carlos Salas and William Mota.

2024: Began the season with Florida Complex League Phillies (R)... Ranked T-5th in the FCL in saves... Promoted to Clearwater (A) on 6/11... Florida State League rankings from his first game with the Threshers on 6/12 through the end of the season (min. 25.0 IP): 1st in OPP AVG, 2nd in ERA and 7th in WHIP (0.84)... Pitched in 1 playoff game for the Threshers on 9/12 vs Lakeland (1.2 IP, 0 R, 4 SO)... **2023:** Began professional career with Dominican Summer League Phillies White (R), making his debut on 6/8 vs DSL Phillies Red (1.0 IP, 0 R, 2 SO)... Posted a 0.87 ERA (ER, 10.1 IP) and held hitters to a .184 AVG (7-38) in 5 June appearances... Made his lone playoff appearance on 8/27 vs DSL Pirates Gold, allowing no runs in 0.2 IP.

YEAR	CLUB	W-L	ERA	G	GS	CG	SHO	SV	IP	H	R	ER	HR	HB	BB	SO	WP	BK	AVG
2023	DSL Phillies-W	4-0	2.35	14	0	0	0	1	23.0	21	8	6	0	4	8	23	3	0	.239
2024	FCL Phillies	0-0	5.73	9	0	0	0	4	11.0	14	8	7	2	2	8	12	2	1	.304
	Clearwater	2-3	0.68	19	0	0	0	3	26.1	9	5	2	0	2	13	30	5	1	.107
Minors Totals		6-3	2.24	42	0	0	0	8	60.1	44	21	15	2	8	29	65	10	2	.202

AZOCAR, GABRIEL ALFONZO... C... B-T: R-R... **HT:** 6-2; **WT:** 187... **BORN:** November 11, 2007, Maturin, VZ... **RESIDES:** Distrito Sucre, VZ... **HOW OBTAINED:** Signed by Phillies as an amateur free agent, 1/15/25... **SIGNED BY:** Jesús Blanco.

BAKER, ANDREW FLEMING... RHP... B-T: R-R... **HT:** 6-1; **WT:** 196... **BORN:** March 24, 2000, Montgomery, AL... **RESIDES:** Pike Road, AL... **HOW OBTAINED:** Selected by Phillies in 11th round of 2021 MLB Draft... **SIGNED BY:** Mike Stauffer... **EDUCATION:** Attended Chipola College (FL) and Auburn University (AL)... 2018 graduate of Macon East Academy (AL)... **MISC:** Selected by LAD in 16th round of 2019 MLB Draft, but did not sign.

2024: Began the season with Reading (AA)... Transferred to Jersey Shore (A) on 5/7... With the BlueClaws, limited RHH to a .079/.239/.132 (.371 OPS) slash line in 38 AB... During his games with Jersey Shore (5/10-6/29), his 15.88 SO/9.0 IP led the South Atlantic League (min. 15.0 IP)... Struck out 46.2% (30-65) of batters with Jersey Shore... Promoted to Reading on 7/1... Had a career-high 5 SO on 8/6 at Akron... **2023:** Attended Phillies major league spring training as a non-roster invitee... Spent the season with Reading... Averaged 14.05 SO/9.0 IP, which ranked 2nd in the Eastern League and 2nd among all Phillies minor league pitchers (min. 40.0 IP)... Was T-10th in the EL in games pitched... Following the season, made 7 scoreless relief appearances (7.0 IP) with 1 SV, 13 SO and a .087 OPP AVG (2-23) for Scottsdale and was named an Arizona Fall League Rising Star... **2022:** Spent majority of season with Jersey Shore... Promoted to Reading on 8/29 for the remainder of the season... Allowed 1 ER in his last 13 combined appearances between both clubs from 8/12-9/17... **2021:** Began professional career with Clearwater (A)... Transferred to Florida Complex League Phillies (R) on 9/8... Struck out 20 of the 60 total batters he faced (33.3%)... Participated in Florida Instructional League.

BAKER, ANDREW (continued)

YEAR	CLUB	W-L	ERA	G	GS	CG	SHO	SV	IP	H	R	ER	HR	HB	BB	SO	WP	BK	AVG
2021	Clearwater	1-2	11.70	7	1	0	0	0	10.0	4	14	13	1	2	17	16	3	0	.118
	FCL Phillies	0-0	0.00	2	0	0	0	0	2.0	1	0	0	0	0	0	4	0	0	.143
2022	Jersey Shore	3-1	4.74	40	0	0	0	0	43.2	41	28	23	5	1	24	61	8	1	.237
	Reading	1-0	0.84	6	0	0	0	0	10.2	3	1	1	0	0	5	11	4	0	.094
2023	Reading	0-6	8.12	41	0	0	0	1	41.0	35	41	37	6	5	48	64	10	1	.226
2024	Reading	4-2	6.21	27	0	0	0	0	33.1	38	27	23	2	1	24	43	5	0	.284
	Jersey Shore	1-0	1.59	16	0	0	0	0	17.0	7	4	3	0	0	8	30	5	0	.125
Minors Totals		10-11	5.71	139	1	0	0	1	157.2	129	115	100	14	9	126	229	35	2	.218

BARBOSA, GABRIEL... RHP... B-T: R-R... **HT:** 6-0; **WT:** 200... **BORN:** January 22, 2002, Bastos, Brazil... **RESIDES:** Bastos... **HOW OBTAINED:** Selected by Phillies from NYY in minor league phase of 2024 Rule 5 Draft... **MISC:** Originally signed by COL as an amateur free agent, 7/2/18.

2024: Spent the season with Tampa (A) in the NYY organization... Led the Florida State League in SO, IP & CG and ranked T-6th in starts... Posted a 2.29 ERA (5 ER, 19.2 IP) with a 0.97 WHIP (12 H, 7 BB) and a .176 OPP AVG (12-68) in 4 relief appearances... Pitched a career-high 7.2 innings on 6/1 at Palm Beach... Pitched his first career complete game on 6/13 at Clearwater... Had a career-high 10 SO on 8/25 vs Fort Myers... **2023:** Pitched for Fresno (A) in the COL organization... Led the California League with a 4.32 SO/BB ratio (min. 90.0 IP) and was T-9th in wins... Went 7-0 with a 3.07 ERA (19 ER, 55.2 IP) in 13 games (4 starts) from 5/7-7/30... Selected by NYY from COL in minor league phase of Rule 5 Draft... **2022:** Began the season with Arizona Complex League Rockies (R)... Was tied for the team lead and ranked T-4th in the ACL in wins... Posted a 1.50 ERA (4 ER, 24.0 IP) with 25 SO to 3 BB in his 6 starts... Promoted to Fresno on 9/9... Allowed 2 ER in 12.0 IP (1.50 ERA) with a 0.67 WHIP (6 H, 2 BB) and a .146 OPP AVG (6-41) in 3 postseason games... Struck out 34.9% of batters in his playoff outings (15-43)... **2021:** Pitched in the Dominican Summer League (R) for DSL Rockies and DSL Colorado... Led all DSL pitchers in the COL organization in SO/BB ratio (9.25)... From 8/6 through the end of the season, went 3-2 with a 1.24 ERA (5 ER, 36.1 IP) and a 0.63 WHIP (21 H, 2 BB) in 9 games (7 starts)... **2020:** Did not pitch... **2019:** Began professional career with DSL Colorado and was transferred to DSL Rockies on 6/27... Went 4-0 with a 1.23 ERA (3 ER, 22.0 IP) while holding hitters to a .150 AVG (12-80) from 7/3 through the end of the year... Posted a 1.17 ERA (3 ER, 23.0 IP) as a reliever... Pitched in 1 postseason game.

YEAR	CLUB	W-L	ERA	G	GS	CG	SHO	SV	IP	H	R	ER	HR	HB	BB	SO	WP	BK	AVG
2019	DSL Colorado	0-2	10.97	4	4	0	0	0	10.2	21	16	13	2	2	3	8	2	0	.420
	DSL Rockies	4-0	1.17	12	0	0	0	0	23.0	15	7	3	0	1	7	15	1	0	.172
	DSL Combined	4-2	4.28	16	4	0	0	0	33.2	36	23	16	2	3	10	23	3	0	.263
2020 Did not pitch																			
2021	DSL Rockies	1-1	2.61	8	5	0	0	0	20.2	16	8	6	2	0	3	12	4	0	.205
	DSL Colorado	2-1	1.85	5	4	0	0	0	24.1	15	9	5	0	1	1	25	5	1	.172
	DSL Combined	3-2	2.20	13	9	0	0	0	45.0	31	17	11	2	1	4	37	9	1	.188
2022	ACL Rockies	5-0	3.46	11	6	0	0	1	39.0	42	17	15	3	2	4	38	3	1	.276
	Fresno	1-0	5.40	1	0	0	0	0	5.0	7	3	3	0	1	0	3	3	0	.318
2023	Fresno	7-6	5.44	22	13	0	0	1	94.1	121	68	57	5	6	19	82	6	4	.312
2024	Tampa	5-9	5.09	24	20	*2	0	1	*120.1	*118	*73	*68	*13	7	38	*128	8	0	.252
Minors Totals		25-19	4.54	87	52	2	0	3	337.1	355	201	170	25	20	75	311	32	6	.267

* League leader

BECHTOLD, ANDREW... RHP... B-T: R-R... **HT:** 6-2; **WT:** 230... **BORN:** April 18, 1996, Chadds Ford, PA... **RESIDES:** Glen Mills, PA... **HOW OBTAINED:** Signed by Phillies as a minor league free agent, 1/31/25... **EDUCATION:** Attended Chipola College (FL) and University of Maryland... 2014 graduate of Garnet Valley HS (PA)... **MISC:** Originally selected by MIN in 5th round of 2017 MLB Draft... Selected by TEX in 37th round of 2014 MLB Draft, but did not sign... **SIGNED BY:** Jack Powell.

2024: Pitched for Buffalo (AAA) and New Hampshire (AA) in the TOR organization... Averaged 95.7 mph on his 61 four-seam fastballs with Buffalo, which ranked 2nd on the team (min. 60 four-seamers thrown)... Finished the season without allowing a HR in 25 consecutive outings (23.1 IP)... **2023:** Attended MIN major league spring training as non-roster invitee... Began the season playing the infield for St. Paul (AAA)... Converted to a two-way player for about a month before finishing the season solely as a pitcher... Earned his first professional win on 8/9 vs Louisville... 2017-19; 21-22: Played the infield in the MIN organization... Made two pitching appearances in 2019.

YEAR	CLUB	W-L	ERA	G	GS	CG	SHO	SV	IP	H	R	ER	HR	HB	BB	SO	WP	BK	AVG
2019	Cedar Rapids	0-0	0.00	1	0	0	0	0	1.0	0	0	0	0	0	0	1	0	0	.000
	Fort Myers	0-0	9.00	1	0	0	0	0	1.0	1	1	1	1	0	0	0	0	0	.250
2020 Did not pitch																			
2021 Did not pitch																			
2022 Did not pitch																			
2023	St. Paul	3-1	11.00	20	0	0	0	0	18.0	22	22	22	1	2	24	16	3	0	.333
2024	Buffalo	1-0	12.46	4	0	0	0	0	4.1	8	6	6	1	0	7	6	4	0	.381
	New Hampshire	1-5	5.28	29	0	0	0	0	29.0	31	23	17	1	0	13	26	4	0	.267
Minors Totals		5-6	7.76	55	0	0	0	0	53.1	62	52	46	4	2	44	49	11	0	.295

BECKEL, BRANDON TAYLOR... RHP... B-T: R-R... **HT:** 6-4; **WT:** 214... **BORN:** October 20, 2001, San Antonio, TX... **RESIDES:** San Antonio... **HOW OBTAINED:** Selected by Phillies in 12th round of 2023 MLB Draft... **SIGNED BY:** Ralph Garr Jr... **EDUCATION:** Attended Texas Tech University... 2020 graduate of Antonian College Prep HS (TX)... **MISC:** During his junior season at Texas Tech in 2023, went 5-2 with a 2.23 ERA (12 ER, 48.1 IP), 67 SO and 20 BB (3.35 SO/BB ratio) in 24 relief appearances.

2024: Started the season with Clearwater (A)... Went 2-0 with a 2.31 ERA (3 ER, 11.2 IP) and 14 SO while holding opponents to a .195 AVG (8-41) in 7 May outings... Posted a 1.74 ERA (2 ER, 10.1 IP) and a 0.58 WHIP (4 H, 2 BB) over 5 July games... Pitched a career-high 4.0 innings on 7/24 (gm 1) at Tampa... Promoted to Jersey Shore (A) on 8/17... Recorded a career-high 6 SO on 9/3 at Aberdeen... **2023:** Began professional career with Florida Complex League Phillies (R), making his debut on 8/22 vs FCL Blue Jays (1.0 IP, 0 R, SO)... Promoted to Clearwater on 8/25.

YEAR	CLUB	W-L	ERA	G	GS	CG	SHO	SV	IP	H	R	ER	HR	HB	BB	SO	WP	BK	AVG
2023	FCL Phillies	0-0	0.00	1	0	0	0	0	1.0	1	0	0	0	0	0	1	0	0	.250
	Clearwater	0-0	9.00	3	0	0	0	0	3.0	3	3	3	1	0	2	1	0	0	.273
2024	Clearwater	4-1	3.28	25	3	0	0	1	46.2	34	22	17	3	5	17	51	10	0	.199
	Jersey Shore	0-0	3.68	5	0	0	0	0	7.1	9	3	3	0	0	5	14	2	0	.290
Minors Totals		4-1	3.57	34	3	0	0	1	58.0	47	28	23	4	5	24	67	12	0	.217

BELTRAN, NOLAN ANDRES... INF/OF... B-T: L-R... **HT:** 5-11; **WT:** 199... **BORN:** January 24, 2005, Barranquilla, Colombia... **RESIDES:** Cartagena, Colombia... **HOW OBTAINED:** Signed by Phillies as an amateur free agent, 1/15/22... **SIGNED BY:** Carlos Salas.

2024: Spent the season with Florida Complex League Phillies (R)... Slashed .316/.435/.526 (.961 OPS) with 2 2B, 2 HR and 9 RBI in June (46 PA)... Hit multiple HR for the first time and set a career high in RBI with 4 on 6/7 vs FCL Blue Jays... **2023:** Defensively, appeared in 12 games (all starts) at 2nd base and 21 games (19 starts) at SS for Dominican Summer League Phillies Red (R)... Hit .375 (18-48) during his 12-game hitting streak, the longest by any Rookie-level player in the Phillies organization, from 6/24-7/15... Set a career high with 3 hits on 6/26 vs DSL Cardinals; had 3 hits again on 7/8 vs DSL Cardinals and on 8/19 vs DSL Angels... Assigned to DSL Phillies White on 8/21... Slashed .300/.391/.400 (.791 OPS) with 2 2B and 3 RBI in 6 playoff games with DSL Phillies White (23 PA)... **2022:** Began professional career with DSL Phillies White... Ranked 7th on team in OBP (min. 75 PA).

YEAR	CLUB	AVG	G	AB	R	H	2B	3B	HR	RBI	SH	SF	HP	BB	SO	SB	CS	OBP	SLG	OPS	E
2022	DSL Phillies-W	.226	51	146	24	33	7	0	0	17	3	2	4	31	18	5	3	.372	.274	.646	17
2023	DSL Phillies-R	.297	32	111	23	33	5	2	1	20	0	2	0	15	22	3	4	.375	.405	.780	9
2024	FCL Phillies	.234	34	94	16	22	4	0	3	14	0	0	2	17	22	2	2	.363	.372	.735	4
Minors Totals		.251	117	351	63	88	16	2	4	51	3	4	6	63	62	10	9	.370	.342	.712	30

BENNETT, PIERCE RONAYNE... OF... B-T: R-R... **HT:** 6-1; **WT:** 205... **BORN:** June 28, 2001, Baltimore, MD... **RESIDES:** Rosedale, MD... **HOW OBTAINED:** Selected by Phillies in 20th round of 2023 MLB Draft... **SIGNED BY:** Kellan McKeon... **EDUCATION:** Attended Wake Forest University (NC)... 2019 graduate of Gilman School (MD)... **MISC:** In 2023, had an 11.2 AB/SO ratio at Wake Forest, the best in the Atlantic Coast Conference.

2024: Started the season with Clearwater (A)... From the beginning of the season through 6/30, ranked 7th in the Florida State League (min. 150 PA) in OBP (.399)... Promoted to Jersey Shore (A) on 7/15... Slashed .351/.442/.486 (.928 OPS) in 43 PA over his final 10 games of the season... With both teams, had a .992 fielding percentage in 133 total chances in the outfield (4 G in RF and 73 G in LF)... **2023:** Began professional career with Florida Complex League Phillies (R)... Made his debut on 8/1 (gm 1) vs FCL Yankees... Had a 1.000 fielding percentage in 7 appearances (6 starts) at 2nd base and 1 start in RF (37 TC).

YEAR	CLUB	AVG	G	AB	R	H	2B	3B	HR	RBI	SH	SF	HP	BB	SO	SB	CS	OBP	SLG	OPS	E
2023	FCL Phillies	.190	8	21	5	4	1	0	0	5	0	1	2	6	3	0	0	.400	.238	.638	0
2024	Clearwater	.249	54	185	34	46	5	1	1	23	0	3	8	35	34	8	3	.385	.303	.688	1
	Jersey Shore	.263	28	95	13	25	4	3	0	11	0	0	0	12	15	3	1	.346	.368	.714	0
Minors Totals		.249	90	301	52	75	10	4	1	39	0	4	10	53	52	11	4	.375	.319	.694	1

BLANCO, WILMER RAFAEL... RHP... B-T: R-R... **HT:** 6-1; **WT:** 226... **BORN:** February 21, 2004, Maracay, VZ... **RESIDES:** Turmero, VZ... **HOW OBTAINED:** Signed by Phillies as an amateur free agent, 12/14/21... **SIGNED BY:** Rafael Álvarez and William Mota.

2024: Made all of his appearances with Florida Complex League Phillies (R)... FCL rankings: T-6th in IP & GS and 9th in SO... **2023:** Spent the season with Dominican Summer League Phillies White (R)... Struck out 32.1% (18-56) of batters faced in 4 June starts... Set a career high with 8 SO on 7/17 at DSL Giants Black... Had 8 SO again and went a career-high 7.0 IP on 8/7 vs DSL Twins... Named DSL Pitcher of the Week (7/24-30) after earning his first professional win on 7/24 vs DSL Colorado (6.0 IP, 0 R, 4 SO)... Went 2-1 with a 0.98 ERA (3 ER, 27.2 IP) while limiting hitters to a .174 AVG (16-92) over his last 6 outings (5 starts) of the season from 7/10-8/21... Went 1-1 with a 1.23 ERA (ER, 7.1 IP) and a 0.68 WHIP (3 H, 2 BB) in 2 postseason appearances (1 start)... **2022:** Began professional career with DSL Phillies White... Made his pro debut, 6/9 vs DSL Brewers 1.

YEAR	CLUB	W-L	ERA	G	GS	CG	SHO	SV	IP	H	R	ER	HR	HB	BB	SO	WP	BK	AVG
2022	DSL Phillies-W	0-3	5.70	11	6	0	0	0	23.2	25	18	15	1	2	18	25	13	0	.272
2023	DSL Phillies-W	2-2	2.80	11	10	0	0	0	45.0	31	18	14	1	7	19	47	2	0	.205
2024	FCL Phillies	2-4	6.70	12	10	0	0	0	47.0	*56	*41	35	5	7	29	49	2	3	.301
Minors Totals		4-9	4.98	34	26	0	0	0	115.2	112	77	64	7	16	66	121	17	3	.261

* League leader

BORTKA, JOSHUA ANDREW (Josh)... RHP... **B-T:** R-R... **HT:** 6-5; **WT:** 229... **BORN:** July 12, 1999, Kansas City, KS... **RESIDES:** Kansas City... **HOW OBTAINED:** Selected by Phillies in 16th round of 2022 MLB Draft... **SIGNED BY:** Justin Munson... **EDUCATION:** Attended University of Central Missouri, Metropolitan CC – Blue River (MO) and Cowley College (KS)... 2018 graduate of Turner HS (KS).

2024: Placed on the IL by Jersey Shore (A) with a right shoulder strain to begin the season and made rehab appearances with Florida Complex League Phillies (R) and Clearwater (A)... Reinstated from the IL on 6/4 and made the rest of his appearances with Clearwater... Was assigned to FCL Phillies in the Florida State League with 13.03 SO/9.0 IP (min. 25.0 IP)... **2023:** Began the season with Clearwater... Was assigned to FCL Phillies on 4/30 and called back up to Clearwater on 7/5... Struck out 36.6% (15-41) of batters and limited hitters to a .097 AVG (3-31) in 6 July appearances with the Threshers... Set a career high with 6 SO on 7/5 vs Palm Beach and recorded 6 SO again on 7/19 vs Tampa and 8/18 vs Dunedin... Overall, averaged 13.50 SO/9.0 IP... Made 2 scoreless appearances (3.1 IP) and earned 1 SV (9/15 vs Lakeland) in the playoffs... **2022:** Began professional career with FCL Phillies... Made his pro debut, 8/20 at FCL Tigers... Finished season with 3 appearances for Clearwater... Did not allow a run in his first 4 career games (4.0 IP)... Participated in Florida Instructional League.

YEAR	CLUB	W-L	ERA	G	GS	CG	SHO	SV	IP	H	R	ER	HR	HB	BB	SO	WP	BK	AVG
2022	FCL Phillies	1-0	0.00	2	0	0	0	0	2.0	2	0	0	0	0	1	1	1	0	.250
	Clearwater	0-0	3.00	3	0	0	0	0	3.0	4	1	1	0	1	2	6	0	0	.308
2023	Clearwater	1-0	3.68	20	0	0	0	2	29.1	12	13	12	2	8	19	43	1	0	.125
	FCL Phillies	2-0	9.00	8	0	0	0	0	8.0	9	8	8	2	1	9	13	6	0	.265
2024	FCL Phillies	0-0	0.00	1	0	0	0	0	1.1	1	0	0	0	1	1	2	0	0	.250
	Clearwater	4-2	5.90	22	0	0	0	0	29.0	29	27	19	2	10	14	42	8	0	.261
Minors Totals		8-2	4.95	56	0	0	0	2	72.2	57	49	40	6	21	46	107	16	0	.214

BRITO, ERICK LEONARDO... INF... **B-T:** R-R... **HT:** 5-9; **WT:** 198... **BORN:** May 25, 2002, Ciudad Guayana, VZ... **RESIDES:** Ciudad Guayana... **HOW OBTAINED:** Signed by Phillies as an amateur free agent, 11/29/18... **SIGNED BY:** Rafael Álvarez and Ebert Velásquez.

2024: Started the season with Jersey Shore (A)... His 19-game on-base streak from 5/25-6/18 was the longest such streak by any BlueClaws player... Posted a .413 OBP in June (106 PA)... Promoted to Reading on 7/15... **2023:** Began the year with Clearwater (A)... Slashed .440/.462/.480 (.942 OPS) during his 7-game hitting streak from 6/2-11... Promoted to Jersey Shore on 6/12 and was T-4th in the South Atlantic League in sacrifice hits... Overall, appeared in 64 games at SS and 44 games at 2nd base... Appeared in 3 postseason games for Jersey Shore... **2022:** Played for Clearwater... Recorded a .360 OBP in 21 August games (79 PA)... Following the season, was rated as the best defensive infielder in the Phillies farm system by *Baseball America*... **2021:** Named an Organization All-Star by MiLB.com... Spent entire season with Dominican Summer League Phillies White (R)... Finished 3rd in the DSL in OBP, T-8th in BB and 9th in AVG... His 20 steals were T-2nd among all Phillies minor league players... Led all short-season Phillies hitters in several offensive categories (min. 125 PA), including AVG, OPS, BB and SB... **2020:** Did not play... **2019:** Began professional career with DSL Phillies White... Defensively, made appearances at 2nd base, 3rd base, SS and in LF.

YEAR	CLUB	AVG	G	AB	R	H	2B	3B	HR	RBI	SH	SF	HP	BB	SO	SB	CS	OBP	SLG	OPS	E
2019	DSL Phillies-W	.269	21	52	7	14	3	0	0	5	1	1	3	15	9	1	4	.451	.327	.778	4
2020	Did not play																				
2021	DSL Phillies-W	.327	54	153	29	50	4	1	0	21	2	3	4	40	28	20	6	.470	.366	.836	7
2022	Clearwater	.228	97	289	28	66	10	4	1	21	*8	0	3	27	56	15	6	.301	.301	.602	12
2023	Clearwater	.278	44	144	21	40	2	2	2	20	1	2	2	15	27	14	3	.350	.361	.711	4
	Jersey Shore	.208	65	197	26	41	6	2	0	25	4	2	9	21	29	15	5	.310	.259	.569	5
2024	Jersey Shore	.263	70	240	41	63	15	1	2	20	3	0	3	30	39	14	5	.352	.358	.710	11
	Reading	.211	41	147	16	31	7	1	0	10	2	1	4	7	25	7	3	.264	.272	.536	2
Minors Totals		.250	392	1222	168	305	47	11	5	122	21	9	28	155	213	86	32	.345	.318	.663	45

* League leader

BROWN, CAMERON ROBERT (Cam)... RHP... **B-T:** R-R... **HT:** 6-2; **WT:** 228... **BORN:** October 15, 2001, Lewisville, TX... **RESIDES:** Flower Mound, TX... **HOW OBTAINED:** Selected by Phillies in 10th round of 2023 MLB Draft... **SIGNED BY:** Tommy Field... **EDUCATION:** Attended Texas Christian University... 2020 graduate of Flower Mound HS (TX).

2024: Did not pitch due to a right shoulder capsule sprain... **2023:** Began professional career with Florida Complex League Phillies (R), making his debut on 8/22 vs FCL Blue Jays... Promoted to Clearwater (A) on 8/25.

YEAR	CLUB	W-L	ERA	G	GS	CG	SHO	SV	IP	H	R	ER	HR	HB	BB	SO	WP	BK	AVG
2023	FCL Phillies	0-0	54.00	1	0	0	0	0	0.1	1	2	2	0	0	3	0	0	0	.500
	Clearwater	0-1	20.25	2	0	0	0	0	1.1	3	4	3	0	0	5	1	2	0	.500
2024	Injured – Did not pitch																		
Minors Totals		0-1	27.00	3	0	0	0	0	1.2	4	6	5	0	0	8	1	2	0	.500

BURKHOLDER, GRIFFIN ANDREW... OF... B-T: R-R... **HT:** 6-2; **WT:** 199... **BORN:** August 30, 2005, Leesburg, VA... **RESIDES:** Chantilly, VA... **HOW OBTAINED:** Selected by Phillies in 2nd round of 2024 MLB Draft... **SIGNED BY:** Jeff Zona Jr.... **EDUCATION:** 2024 graduate of Freedom HS (VA).

2024: Appeared in 1 game for Clearwater (A) to begin his professional career, recording a triple for his first hit on 8/13 vs Tampa... On the IL from 8/14 through the remainder of the season (left hamstring tendon injury)... Ranked as the Phillies No. 7 prospect by *Baseball America* following the season.

YEAR	CLUB	AVG	G	AB	R	H	2B	3B	HR	RBI	SH	SF	HP	BB	SO	SB	CS	OBP	SLG	OPS	E
2024	Clearwater	.500	1	2	1	1	0	1	0	0	0	0	0	0	0	0	0	.500	1.500	2.000	0

CAICUTO, LUIS ALEJANDRO... C... B-T: R-R... **HT:** 5-10; **WT:** 211... **BORN:** March 5, 2003, Lecheria, VZ... **RESIDES:** Delray Beach, FL... **HOW OBTAINED:** Selected by Phillies from ARI in minor league phase of 2023 Rule 5 Draft... **MISC:** Originally signed by ARI as an amateur free agent, 7/2/19... **SIGNED BY:** César Gerónimo and Gregory Blanco.

2024: Started his first season in the Phillies organization with Clearwater (A)... Slashed .286/.404/.476 (.880 OPS) with 8 2B and 6 RBI in April (52 PA)... Set a career high with 3 RBI on 4/10 vs Fort Myers... Promoted to Jersey Shore (A) on 6/10... **2023:** Began the year in the ARI organization on the IL (left knee surgery)... Reinstated and transferred to Arizona Complex League D-Backs Black (R), where he spent most of his season, on 6/5... Assigned to ACL D-Backs Red twice (8/4 and 8/23)... **2022:** Spent the season with ACL D-Backs Red... Led the club in OBP (min. 75 PA)... Slashed .362/.457/.493 (.950 OPS) against RHP (83 PA)... Appeared in 20 games at catcher, throwing out 28.6% (8-28) of attempted base stealers... **2021:** Began professional career with ACL D-Backs... Collected his first professional hit on 7/31 (gm 2) vs ACL Rockies... **2020:** Did not play.

YEAR	CLUB	AVG	G	AB	R	H	2B	3B	HR	RBI	SH	SF	HP	BB	SO	SB	CS	OBP	SLG	OPS	E
2020	Did not play																				
2021	ACL D-Backs	.200	7	10	0	2	0	0	0	1	0	0	1	0	2	0	0	.273	.200	.473	1
2022	ACL D-Backs-R	.352	30	91	11	32	4	1	1	8	2	0	3	10	13	2	2	.433	.451	.884	3
2023	ACL D-Backs-B	.063	8	16	3	1	1	0	0	2	0	1	1	5	6	0	0	.304	.125	.429	2
	ACL D-Backs-R	.333	1	3	1	1	0	0	0	0	0	0	0	1	1	0	0	.500	.333	.833	0
	ACL Combined	.105	9	19	4	2	1	0	0	2	0	1	1	6	7	0	0	.333	.158	.491	2
2024	Clearwater	.244	34	123	14	30	10	0	0	19	0	1	6	12	22	2	0	.338	.325	.663	4
	Jersey Shore	.186	31	97	7	18	0	0	0	5	0	0	5	10	21	0	1	.295	.186	.481	4
Minors Totals		.247	111	340	36	84	15	1	1	35	2	2	16	38	65	4	3	.348	.306	.654	14

CAIN, TEGAN BROCC... RHP... B-T: L-R... **HT:** 6-0; **WT:** 212... **BORN:** December 24, 2002, Manhattan, KS... **RESIDES:** Manhattan... **HOW OBTAINED:** Selected by Phillies in 13th round of 2024 MLB Draft... **SIGNED BY:** Justin Munson... **EDUCATION:** Attended University of Kansas and Barton Community College (KS)... 2021 graduate of Ellis HS (KS)... **MISC:** As a junior at Kansas in 2024, his 46 SO as a reliever led the team and he averaged 12.69 SO/9.0 IP (47 SO, 33.1 IP).

2024: Began professional career with Clearwater (A), making his debut on 8/16 vs Tampa (1.0 IP, 0 R, SO)... On the IL from 8/21 through the remainder of the season with a right elbow strain.

YEAR	CLUB	W-L	ERA	G	GS	CG	SHO	SV	IP	H	R	ER	HR	HB	BB	SO	WP	BK	AVG
2024	Clearwater	0-0	0.00	2	0	0	0	0	2.0	0	0	0	0	0	0	2	0	0	.000

CALDERON, AUGUSTO... RHP... B-T: R-R... **HT:** 6-0; **WT:** 203... **BORN:** October 6, 2000, San Pedro de Macoris, DR... **RESIDES:** San Pedro de Macoris... **HOW OBTAINED:** Selected by Phillies from STL in minor league phase of 2024 Rule 5 Draft... **MISC:** Originally signed by STL as an amateur free agent, 4/25/18.

2024: Pitched for Palm Beach (A) in the STL organization... Ranked T-2nd on the club in games pitched... Pitched a career-high 4.0 innings twice (7/6 vs Jupiter and 8/4 vs Bradenton)... In 17 games (1 start) from 6/4-8/27, he posted a 1.82 ERA (7 ER, 34.2 IP) with 42 SO (10.90 SO/9.0 IP), a 0.81 WHIP (18 H, 10 BB) and a .153 OPP AVG (18-118)... **2023:** Pitched for Palm Beach... Held LHH to a .197 AVG (12-61)... Allowed 1 ER in 9.0 IP (1.00 ERA) with 12 SO to 3 BB in his final 4 outings of the year... Appeared in 1 playoff game... **2022:** Pitched for Florida Complex League Cardinals (R)... Ranked 2nd on the team with 11.57 SO/9.0 IP (min. 20.0 IP)... Was T-9th in the FCL in games pitched... Struck out 40.5% (17-42) of batters in 5 August appearances... Set a career high with 6 SO on 8/22 at FCL Astros Orange... **2021:** Spent the year with Dominican Summer League Cardinals Red (R)... Was T-8th in the DSL in SV... Rankings among STL minor leaguers: 2nd in WHIP (0.96) & OPP AVG and 5th in ERA... Did not allow an ER over his first 9 games (10.2 IP)... Held LHH to a .088/.139/.147 (.286 OPS) slash line in 34 AB... **2020:** Did not pitch... **2019:** Pitched for DSL Cardinals Red... In 6 July appearances (8.1 IP), had 16 SO and a 1.08 WHIP (5 H, 4 BB) while holding hitters to a .161 AVG (5-31)... **2018:** Began professional career with DSL Cardinals Red... Earned his first win on 7/13 vs DSL D-Backs 2.

YEAR	CLUB	W-L	ERA	G	GS	CG	SHO	SV	IP	H	R	ER	HR	HB	BB	SO	WP	BK	AVG
2018	DSL Cardinals-R	1-0	10.66	11	0	0	0	0	12.2	14	20	15	2	9	14	5	6	0	.280
2019	DSL Cardinals-R	4-4	5.54	18	0	0	0	1	26.0	24	21	16	1	6	19	34	12	1	.242
2020	Did not pitch																		
2021	DSL Cardinals-R	3-1	2.25	20	0	0	0	5	28.0	16	9	7	2	1	11	34	2	0	.165
2022	FCL Cardinals	3-2	7.71	17	0	0	0	1	23.1	28	21	20	1	5	10	30	5	0	.292
2023	Palm Beach	2-0	5.62	22	0	0	0	0	41.2	34	29	26	3	7	23	43	9	0	.215
2024	Palm Beach	1-6	4.87	33	1	0	0	1	61.0	49	38	33	6	8	25	68	5	2	.218
Minors Totals		14-13	5.47	121	1	0	0	8	192.2	165	138	117	15	36	102	214	39	3	.228

CALDERON, JAEDEN JEFFERSON... OF... B-T: R-R... **HT:** 6-0; **WT:** 224... **BORN:** September 17, 2005, Miramar, FL... **RESIDES:** Santo Domingo, DR... **HOW OBTAINED:** Signed by Phillies as an amateur free agent, 1/15/23... **SIGNED BY:** Victor Santana.

2024: Spent the season with Dominican Summer League Phillies White (R)... Led the club in runs scored, HR, TB (63), RBI, OBP (min. 100 PA), SLG and OPS... His 20-game on-base streak from 7/11-8/8 was the longest such streak by a Phillies short-season minor leaguer... Scored a run in 6 straight games from 7/22-29, which was tied for the longest such streak by a DSL Phillies White player... Had a career-high 5 RBI on 8/6 at DSL Rangers Blue... **2023:** Began professional career with DSL Phillies Red... Led the team in games played and SB and was tied for the lead in HR... Appeared in 22 games (19 starts) in LF, 10 games (9 starts) in RF and 7 games (all starts) at 1st base... Slashed .343/.410/.429 (.839 OPS) with 9 RBI and 6 SB in 11 August games (39 PA)... Assigned to DSL Phillies White on 8/21 and played in 4 postseason games, going 3-for-11 with 2 XBH.

YEAR	CLUB	AVG	G	AB	R	H	2B	3B	HR	RBI	SH	SF	HP	BB	SO	SB	CS	OBP	SLG	OPS	E
2023	DSL Phillies-R	.276	42	123	20	34	8	3	3	23	0	0	5	24	34	13	5	.414	.463	.877	2
2024	DSL Phillies-W	.282	46	142	29	40	7	2	4	24	0	3	13	26	40	7	4	.429	.444	.873	6
Minors Totals		.279	88	265	49	74	15	5	7	47	0	3	18	50	74	20	9	.423	.453	.876	8

CAMPBELL, DYLAN CHRISTOPHER... OF... B-T: R-R... **HT:** 5-11; **WT:** 200... **BORN:** July 2, 2002, Houston, TX... **RESIDES:** Houston... **HOW OBTAINED:** Acquired from LAD in exchange for international bonus pool space, 1/17/25... **EDUCATION:** Attended University of Texas at Austin... 2020 graduate of Strake Jesuit College Prep (TX)... **MISC:** Originally selected by LAD in 4th round of 2023 MLB Draft... Slashed .339/.436/.603 (1.039 OPS) with 19 2B, 3 3B, 13 HR and 50 RBI in 2023 at Texas and was named First Team All-Big 12... His 38-game hitting streak while at Texas in 2023 set a program and Big 12 record.

2024: Played for Great Lakes (A) in the LAD organization... Midwest League rankings: 5th in SB, T-7th in hits and 9th in AB... Slashed .313/.360/.386 (.746 OPS) in April (89 PA)... On the IL from 6/4-10 with a left ankle sprain... His 5-game stolen base streak from 8/4-9 was the longest such streak by a Great Lakes player... Named MWL Player of the Week (8/5-11) after slashing .381/.480/.857 (1.337 OPS) with 3 HR, 7 RBI and 6 SB in 25 PA... **2023:** Began professional career with Arizona Complex League Dodgers (R)... Transferred to Rancho Cucamonga (A) on 8/8... Overall, had a 1.000 fielding percentage in 28 total chances while playing all 3 OF positions... Placed on the IL on 8/24 and did not play for the remainder of the season (right ankle sprain).

YEAR	CLUB	AVG	G	AB	R	H	2B	3B	HR	RBI	SH	SF	HP	BB	SO	SB	CS	OBP	SLG	OPS	E
2023	ACL Dodgers	.250	4	8	3	2	0	1	1	3	0	0	0	3	2	1	0	.455	.875	1.330	0
	Rancho Cuca.	.205	10	39	3	8	1	0	0	3	0	0	1	0	8	2	1	.225	.231	.456	0
2024	Great Lakes	.251	115	435	64	109	21	1	10	53	0	4	4	50	110	42	7	.331	.372	.703	5
Minors Totals		.247	129	482	70	119	22	2	11	59	0	4	5	53	120	45	8	.325	.369	.694	5

CARDOZA, VICTOR MANUEL... OF... B-T: R-R... **HT:** 5-11; **WT:** 198... **BORN:** January 19, 2006, Puerto Cabello, VZ... **RESIDES:** Puerto Cabello... **HOW OBTAINED:** Signed by Phillies as an amateur free agent, 1/15/23... **SIGNED BY:** Jonatan Hernández.

2024: Started the season with Dominican Summer League Phillies White (R) before being transferred to DSL Phillies Red on 7/22... Led all Phillies short-season minor leaguers (min. 125 PA) in AVG, SLG, OPS and HR... DSL rankings: 9th in SLG and T-10th in AVG, TB (91), 2B, HR & XBH (21)... Had 8-game hitting streaks from 7/22-31 and 8/3-13 (longest such streaks by any DSL Phillies player)... Was the only DSL Phillies player to have a 3-game HR streak (7/25-27)... Slashed .415/.456/.660 (1.116 OPS) with 8 XBH (5 2B, 3B, 2 HR), 10 RBI and 6 SB in 13 August games... **2023:** Began professional career with DSL Phillies Red... Appeared in 4 games (3 starts) in LF, 26 games (22 starts) in CF and 8 games (6 starts) in RF... Tied for the Phillies short-season minor league lead in triples... Assigned to DSL Phillies White on 8/21 and appeared in 1 postseason game for the team.

YEAR	CLUB	AVG	G	AB	R	H	2B	3B	HR	RBI	SH	SF	HP	BB	SO	SB	CS	OBP	SLG	OPS	E
2023	DSL Phillies-R	.241	39	112	19	27	4	4	1	13	0	1	7	13	34	7	4	.353	.375	.728	2
2024	DSL Phillies-W	.244	24	78	15	19	4	0	2	11	0	0	2	7	25	7	1	.322	.372	.694	2
	DSL Phillies-R	.417	21	84	19	35	8	2	5	14	1	0	1	5	19	9	3	.456	.738	1.194	1
	DSL Combined	.333	45	162	34	54	12	2	7	25	1	0	3	12	44	16	4	.390	.562	.952	3
Minors Totals		.296	84	274	53	81	16	6	8	38	1	1	10	25	78	23	8	.374	.485	.859	5

CARMACK, KYLER ANTHONY... RHP... B-T: R-R... **HT:** 6-2; **WT:** 171... **BORN:** January 6, 2003, Sherwood, AR... **RESIDES:** Austin, AR... **HOW OBTAINED:** Selected by Phillies in 20th round of 2024 MLB Draft... **SIGNED BY:** Mike Stauffer... **EDUCATION:** Attended University of Mississippi and Arkansas State University... 2021 graduate of Cabot HS (AR).

2024: Began professional career with Clearwater (A), making his debut on 8/21 vs Dunedin (1.0 IP, 0 R, SO)... On the IL from 9/3 through the remainder of the season (right shoulder inflammation).

YEAR	CLUB	W-L	ERA	G	GS	CG	SHO	SV	IP	H	R	ER	HR	HB	BB	SO	WP	BK	AVG
2024	Clearwater	0-0	9.82	3	0	0	0	0	3.2	5	4	4	1	1	4	5	0	1	.357

CARPIO, LEONARDO DE JESUS... OF... B-T: R-R... **HT:** 6-3; **WT:** 206... **BORN:** October 1, 2007, Ciudad Bolívar, VZ... **RESIDES:** Maturín, VZ... **HOW OBTAINED:** Signed by Phillies as an amateur free agent, 1/15/25... **SIGNED BY:** Ebert Velásquez.

CASANOVA, MAYLERSON... INF/OF... B-T: S-R... **HT:** 5-11; **WT:** 180... **BORN:** November 13, 2006, San Cristóbal, DR... **RESIDES:** San Cristóbal... **HOW OBTAINED:** Signed by Phillies as an amateur free agent, 1/15/24... **SIGNED BY:** Luis García.

2024: Began professional career with Dominican Summer League Phillies Red (R)... Hit his first professional HR and had a season-high 5 RBI on 6/18 at DSL Rangers Blue... Made 37 appearances at SS.

YEAR	CLUB	AVG	G	AB	R	H	2B	3B	HR	RBI	SH	SF	HP	BB	SO	SB	CS	OBP	SLG	OPS	E
2024	DSL Phillies-R	.173	42	139	22	24	3	1	2	16	0	0	7	20	59	15	2	.307	.252	.559	14

CASTILLO, WINIFER STWARD... OF... B-T: R-R... **HT:** 6-5; **WT:** 204... **BORN:** November 15, 2006, Las Yayas, DR... **RESIDES:** Las Yayas... **HOW OBTAINED:** Signed by Phillies as an amateur free agent, 1/15/24... **SIGNED BY:** Víctor Santana.

2024: Began professional career with Dominican Summer League Phillies Red (R)... Defensively, played all 3 OF positions.

YEAR	CLUB	AVG	G	AB	R	H	2B	3B	HR	RBI	SH	SF	HP	BB	SO	SB	CS	OBP	SLG	OPS	E
2024	DSL Phillies-R	.067	7	15	2	1	0	0	0	1	0	0	2	1	5	1	0	.222	.067	.289	0

CESPEDE, ROINER DANIEL... INF... B-T: R-R... **HT:** 6-0; **WT:** 161... **BORN:** October 23, 2007, San Felipe, VZ... **RESIDES:** Palmarejo, VZ... **HOW OBTAINED:** Signed by Phillies as an amateur free agent, 1/15/25... **SIGNED BY:** Franklin Rojas.

CHENAULT, ETHAN TAYLOR... RHP... B-T: R-R... **HT:** 6-5; **WT:** 223... **BORN:** March 28, 2001, Lynchburg, VA... **RESIDES:** Forest, VA... **HOW OBTAINED:** Selected by Phillies in 18th round of 2023 MLB Draft... **SIGNED BY:** Kellan McKeon... **EDUCATION:** Attended University of North Carolina at Wilmington... 2020 graduate of The Miller School of Albemarle (VA)... **MISC:** Coached by former Phillies relief pitcher and Hall of Famer Billy Wagner in high school.

2024: Started professional career with Clearwater (A)... Ranked 4th in the Florida State League (min. 35.0 IP) with 13.01 SO/9.0 IP... Earned his first win on 5/22 at St. Lucie (2.0 IP, 0 R, 5 SO)... On the IL from 5/1-7... Promoted to Jersey Shore (A) on 8/12... 5 of his 6 outings with the BlueClaws were scoreless.

YEAR	CLUB	W-L	ERA	G	GS	CG	SHO	SV	IP	H	R	ER	HR	HB	BB	SO	WP	BK	AVG
2024	Clearwater	1-3	4.91	25	0	0	0	4	36.2	26	24	20	4	7	26	53	6	0	.210
	Jersey Shore	0-0	3.00	6	0	0	0	0	6.0	3	2	2	1	0	3	8	0	0	.150
Minors Totals		1-3	4.64	31	0	0	0	4	42.2	29	26	22	5	7	29	61	6	0	.201

CIJNTJE, NATHANAEL ELIJAH JOSEPH (Nathan)... OF... B-T: R-R... **HT:** 5-9; **WT:** 177... **BORN:** January 16, 2007, Willemstad, Curaçao... **RESIDES:** Willemstad... **HOW OBTAINED:** Signed by Phillies as an amateur free agent, 1/16/24... **SIGNED BY:** Oneri Fleita and Quincy Martina.

2024: Began professional career with Dominican Summer League Phillies White (R)... Reached base in all 4 of his games before being placed on the IL on 6/25 for the remainder of the season (left hamstring tendon injury).

YEAR	CLUB	AVG	G	AB	R	H	2B	3B	HR	RBI	SH	SF	HP	BB	SO	SB	CS	OBP	SLG	OPS	E
2024	DSL Phillies-W	.333	4	9	3	3	0	0	0	0	0	0	0	2	3	1	0	.455	.333	.788	0

COMBS, AARON BRADLEY... RHP... B-T: R-R... **HT:** 6-3; **WT:** 185... **BORN:** December 28, 2001, Sarasota, FL... **RESIDES:** Bradenton, FL... **HOW OBTAINED:** Acquired from CWS in exchange for Tyler Gilbert, 1/1/25... **EDUCATION:** Attended University of Tennessee, College of Central Florida and Coastal Carolina University (SC)... 2020 graduate of IMG Academy (FL)... **MISC:** Originally selected by CWS in 8th round of 2024 MLB Draft... Went 7-1 with a 3.24 ERA (24 ER, 66.2 IP) and 105 SO (14.17 SO/9.0 IP) in two years at Tennessee... In 2024, helped Tennessee win its first national championship in program history.

2024: Began professional career with Kannapolis (A) in the CWS organization... Earned his first win on 8/30 vs Fredericksburg (2.0 IP, 0 R, 4 SO)... Struck out 39.4% of hitters (13-33) and averaged 15.26 SO/9.0 IP.

YEAR	CLUB	W-L	ERA	G	GS	CG	SHO	SV	IP	H	R	ER	HR	HB	BB	SO	WP	BK	AVG
2024	Kannapolis	2-0	0.00	6	0	0	0	0	7.2	5	2	0	0	1	4	13	1	0	.179

CRUCETA, DAYBER EMIL... OF... B-T: L-L... **HT:** 6-1; **WT:** 147... **BORN:** March 16, 2008, San Ignacio de Sabaneta, DR... **RESIDES:** Restauración, DR... **HOW OBTAINED:** Signed by Phillies as an amateur free agent, 1/15/25... **SIGNED BY:** Víctor Santana and Ismael Rosado.

DALLAS, JACKSON ANTHONY (Jack)... **RHP...** **B-T:** R-R... **HT:** 5-11; **WT:** 205... **BORN:** December 18, 1998, Beaumont, TX... **RESIDES:** Orange, TX... **HOW OBTAINED:** Signed by Phillies as a non-drafted free agent, 7/29/22... **SIGNED BY:** Ralph Garr Jr... **EDUCATION:** 2022 graduate of Lamar University (TX)... 2017 graduate of West Orange-Stark HS (TX).

2024: Started the season with Jersey Shore (A) and was T-7th in the South Atlantic League in games pitched... From 5/2-8/31, went 4-2 with a 2.81 ERA (13 ER, 41.2 IP) and a 1.20 WHIP (37 H, 13 BB) in 30 outings (2 starts)... On the IL from 8/15-21 (right shoulder inflammation)... Promoted to Reading (AA) on 9/9... **2023:** Began the year with Clearwater (A)... Led all Phillies minor league pitchers (min. 65.0 IP) in ERA (1.79)... Did not allow an ER in his first 11 games (17.1 IP)... Set career highs in SO (5) and IP (3.0) on 5/13 at Dunedin... Was tied for the lead among Threshers and was T-4th in the Florida State League in SV... Promoted to Jersey Shore on 6/12... Was T-6th in the SAL in wins... Made 2 postseason appearances, pitching 4.1 scoreless innings and holding hitters to a .071 AVG (1-14)... **2022:** Began professional career with Clearwater... Made pro debut, 8/17 at Daytona... Struck out 35.7% (10-28) of batters faced... Participated in Florida Instructional League.

YEAR	CLUB	W-L	ERA	G	GS	CG	SHO	SV	IP	H	R	ER	HR	HB	BB	SO	WP	BK	AVG
2022	Clearwater	0-0	0.00	6	0	0	0	1	7.2	2	0	0	0	0	5	10	0	0	.087
2023	Clearwater	2-2	0.60	19	0	0	0	7	30.0	25	8	2	0	2	12	31	0	0	.227
	Jersey Shore	7-2	2.80	23	0	0	0	0	35.1	24	15	11	1	0	11	38	5	0	.188
2024	Jersey Shore	5-2	3.50	39	3	0	0	0	54.0	47	27	21	3	5	18	55	5	0	.230
	Reading	0-0	0.00	2	0	0	0	0	3.0	1	0	0	0	0	0	4	0	0	.100
Minors Totals		14-6	2.35	89	3	0	0	8	130.0	99	50	34	4	7	46	138	10	0	.208

DAVIS, LUKE ALAN... **C...** **B-T:** S-R... **HT:** 6-0; **WT:** 213... **BORN:** January 9, 2003, Garden Grove, CA... **RESIDES:** Garden Grove... **HOW OBTAINED:** Signed by Phillies as a non-drafted free agent, 7/23/24... **SIGNED BY:** Demerius Pittman... **EDUCATION:** Attended Long Beach City College (CA), Orange Coast College (CA) and Santa Ana College (CA)... Attended Cypress HS (CA)... **MISC:** Named South Coast Conference MVP in 2024 after batting .410 (32-78) and leading the SCC in HR (8), 2B (10), OBP (.605) and SLG (.846) in conference games at Long Beach City College.

DAY, BRADY ANDERSON... **INF...** **B-T:** L-R... **HT:** 6-0; **WT:** 198... **BORN:** March 6, 2002, Lawrence, MA... **RESIDES:** Hampstead, NH... **HOW OBTAINED:** Selected by Phillies in 10th round of 2024 MLB Draft... **SIGNED BY:** Justin Munson... **EDUCATION:** Attended Kansas State University... 2020 graduate of Pinkerton Academy (NH)... **MISC:** In 3 seasons at Kansas State, slashed .325/.447/.472 (.919 OPS) with 31 2B, 4 3B, 13 HR, 92 RBI and 110 BB in 158 games... Selected by ATL in 12th round of 2023 MLB Draft, but did not sign.

2024: Began professional career with Clearwater (A)... Had a season-high 3 hits on 8/18 vs Tampa... Played in 1 playoff game.

YEAR	CLUB	AVG	G	AB	R	H	2B	3B	HR	RBI	SH	SF	HP	BB	SO	SB	CS	OBP	SLG	OPS	E
2024	Clearwater	.195	22	77	8	15	1	0	0	7	0	1	1	8	16	1	1	.276	.208	.484	5

DEGGES, RYAN LEE... **RHP...** **B-T:** R-R... **HT:** 5-11; **WT:** 183... **BORN:** September 9, 2002, Knoxville, TN... **RESIDES:** Knoxville... **HOW OBTAINED:** Selected by Phillies in 17th round of 2024 MLB Draft... **SIGNED BY:** Kellan McKeon... **EDUCATION:** Attended University of North Carolina at Charlotte and Columbia State CC (TN)... 2021 graduate of Christian Academy of Knoxville (TN).

DE LA CRUZ, ALEXIS MANUEL... **RHP...** **B-T:** R-R... **HT:** 6-7; **WT:** 273... **BORN:** September 20, 2004, Sosúa, DR... **RESIDES:** Sosúa... **HOW OBTAINED:** Signed by Phillies as an amateur free agent, 1/15/23... **SIGNED BY:** José Guzman.

2024: Spent the season with Florida Complex League Phillies (R)... Over his final 6 games, went 1-0 with a 3.97 ERA (5 ER, 11.1 IP)... **2023:** Began professional career with Dominican Summer League Phillies White (R)... Earned his first professional win on 7/25 at DSL Giants Orange (5.0 IP, 2 ER, 7 SO)... Averaged 12.35 SO/9.0 IP and struck out 32.1% (43-134) of batters faced... Made 1 start in the postseason, going 5.0 innings with 3 SO and an ER on 8/27 vs DSL Pirates Gold.

YEAR	CLUB	W-L	ERA	G	GS	CG	SHO	SV	IP	H	R	ER	HR	HB	BB	SO	WP	BK	AVG
2023	DSL Phillies-W	2-2	4.31	10	9	0	0	0	31.1	25	18	15	2	5	17	43	12	0	.223
2024	FCL Phillies	2-1	8.84	12	1	0	0	1	18.1	19	18	18	3	3	19	10	4	1	.275
Minors Totals		4-3	5.98	22	10	0	0	1	49.2	44	36	33	5	8	36	53	16	1	.243

DE LA CRUZ, GUSTAVO ADOLFO... **RHP...** **B-T:** R-R... **HT:** 6-3; **WT:** 230... **BORN:** June 6, 2006, Sabana Grande de Boyá, DR... **RESIDES:** Sabana Grande de Boyá... **HOW OBTAINED:** Signed by Phillies as an amateur free agent, 7/15/24... **SIGNED BY:** Luis García.

2024: Began professional career with Dominican Summer League Phillies White (R)... Did not allow a hit or a run in his first 3 outings.

YEAR	CLUB	W-L	ERA	G	GS	CG	SHO	SV	IP	H	R	ER	HR	HB	BB	SO	WP	BK	AVG
2024	DSL Phillies-W	0-0	4.15	4	0	0	0	0	4.1	1	2	2	0	1	9	5	1	0	.071

DE LA CRUZ, JOSHUE ANTONIO... RHP... B-T: R-R... **HT:** 6-2; **WT:** 230... **BORN:** October 17, 2005, Santo Domingo, DR... **RESIDES:** Santo Domingo... **HOW OBTAINED:** Signed by Phillies as an amateur free agent, 12/7/23... **SIGNED BY:** Luis García.

2024: Started professional career with Dominican Summer League Phillies Red (R)... Earned his first win in his debut on 6/8 vs DSL Phillies White (3.0 IP, 0 R, SO)... Went 1-1 with a 2.76 ERA (5 ER, 16.1 IP) and 18 SO while holding batters to a .179 AVG (10-56) in 4 June appearances (3 starts).

YEAR	CLUB	W-L	ERA	G	GS	CG	SHO	SV	IP	H	R	ER	HR	HB	BB	SO	WP	BK	AVG
2024	DSL Phillies-R	1-1	4.24	6	5	0	0	0	23.1	19	11	11	0	4	9	22	2	0	.224

DE LEON, MEYLIN... INF... B-T: R-R... **HT:** 5-11; **WT:** 195... **BORN:** April 21, 2007, Azua, DR... **RESIDES:** Azua... **HOW OBTAINED:** Signed by Phillies as an amateur free agent, 1/15/24... **SIGNED BY:** Carlos Salas and Andrés Hiraldo.

2024: Spent the first season of his professional career with Dominican Summer League Phillies Red (R)... Had a season-high 3 hits on 6/28 at DSL Tigers 1... Slashed .318/.516/.545 (1.061 OPS) with 3 2B, 3B and 7 BB in 10 August games (31 PA).

YEAR	CLUB	AVG	G	AB	R	H	2B	3B	HR	RBI	SH	SF	HP	BB	SO	SB	CS	OBP	SLG	OPS	E
2024	DSL Phillies-R	.252	48	151	26	38	8	1	0	14	0	2	4	20	36	4	2	.350	.318	.668	6

DE LOS SANTOS, ALEXANDER... RHP... B-T: R-R... **HT:** 6-1; **WT:** 171... **BORN:** August 23, 2006, Santo Domingo, DR... **RESIDES:** Yamasá, DR... **HOW OBTAINED:** Signed by Phillies as an amateur free agent, 1/15/23... **SIGNED BY:** Víctor Santana.

2024: Spent the season with Dominican Summer League Phillies Red (R), leading the team (min. 30.0 IP) in ERA and WHIP (0.97)... Ranked 3rd in the DSL in OPP AVG (min. 30.0 IP)... Had a career-high 5 SO on 7/27 at DSL Colorado... Did not allow a run over his final 5 games (18.0 IP) and held hitters to a .098 AVG (6-61) during that stretch... **2023:** Began professional career with DSL Phillies White... On the IL from 6/5-23 (right forearm strain)... Assigned to DSL Phillies Red on 8/17.

YEAR	CLUB	W-L	ERA	G	GS	CG	SHO	SV	IP	H	R	ER	HR	HB	BB	SO	WP	BK	AVG
2023	DSL Phillies-W	0-0	0.00	2	0	0	0	0	1.2	0	0	0	0	0	4	1	0	1	.000
	DSL Phillies-R	1-0	36.00	1	0	0	0	0	1.0	5	4	4	1	0	2	2	0	2	.625
	DSL Combined	1-0	13.50	3	0	0	0	0	2.2	5	4	4	1	0	6	3	0	3	.417
2024	DSL Phillies-R	1-3	2.13	11	9	0	0	0	38.0	18	12	9	0	7	19	38	4	0	.141
Minors Totals		2-3	2.88	14	9	0	0	0	40.2	23	16	13	1	7	25	41	4	3	.164

DELPINO, GEREMI ALEXANDER... RHP... B-T: R-R... **HT:** 6-2; **WT:** 192... **BORN:** February 12, 2004, Valencia, VZ... **RESIDES:** Valencia... **HOW OBTAINED:** Signed by Phillies as an amateur free agent, 1/15/24... **SIGNED BY:** Jonatan Hernández.

2024: Began professional career with Dominican Summer League Phillies Red (R)... Made 3 scoreless appearances after being on the IL from 6/2-8/8 with a right elbow UCL injury.

YEAR	CLUB	W-L	ERA	G	GS	CG	SHO	SV	IP	H	R	ER	HR	HB	BB	SO	WP	BK	AVG
2024	DSL Phillies-R	0-0	0.00	3	1	0	0	0	6.0	1	0	0	0	2	5	6	1	0	.053

DEMARTINI, CARSON DAVIS... INF... B-T: L-R... **HT:** 6-0; **WT:** 194... **BORN:** December 27, 2002, Virginia Beach, VA... **RESIDES:** Virginia Beach... **HOW OBTAINED:** Selected by Phillies in 4th round of 2024 MLB Draft... **SIGNED BY:** Kellan McKeon... **EDUCATION:** Attended Virginia Tech University... 2021 graduate of Ocean Lakes HS (VA)... **MISC:** Slashed .311/.435/.642 (1.077 OPS) with 39 2B, 10 3B, 46 HR and 164 RBI in 165 games over 3 seasons at Virginia Tech.

2024: Began professional career with Clearwater (A)... Florida State League rankings from his debut on 8/2 through the end of the season: 2nd in AVG, 4th in OPS, 5th in SLG, T-6th in hits and 7th in OBP & TB (44)... Went 8-for-15 (.533 AVG) against LHP... Appeared in 2 postseason games.

YEAR	CLUB	AVG	G	AB	R	H	2B	3B	HR	RBI	SH	SF	HP	BB	SO	SB	CS	OBP	SLG	OPS	E
2024	Clearwater	.315	24	92	18	29	5	2	2	9	0	1	2	9	14	8	1	.385	.478	.863	6

DILLARD, TREY ROBLEY STEARMAN... RHP... B-T: R-R... **HT:** 6-0; **WT:** 228... **BORN:** November 15, 1998, Phoenix, AZ... **RESIDES:** Phoenix... **HOW OBTAINED:** Signed by Phillies as a non-drafted free agent, 7/25/23... **SIGNED BY:** Justin Munson... **EDUCATION:** Attended Texas A&M University, University of Missouri and San Jacinto College, North Campus (TX)... 2017 graduate of Desert Mountain HS (AZ)... **MISC:** Selected by LAD in 16th round of 2018 MLB Draft, but did not sign.

2024: Started the season with Clearwater (A) and was promoted to Jersey Shore (A) on 4/28... Held RHH to a .156/.270/.273 (.543 OPS) slash line in 77 AB with the BlueClaws... On the IL from 7/19-26 (right index finger blister)... **2023:** Began professional career with Clearwater... Pitched in 2 postseason games, striking out 2 batters while allowing 0 runs in 1.2 IP.

YEAR	CLUB	W-L	ERA	G	GS	CG	SHO	SV	IP	H	R	ER	HR	HB	BB	SO	WP	BK	AVG
2023	Clearwater	0-0	40.50	1	0	0	0	0	0.2	0	3	3	0	1	2	0	0	0	.000
2024	Clearwater	1-0	3.38	5	0	0	0	1	8.0	6	4	3	1	1	5	11	3	1	.207
	Jersey Shore	1-0	5.15	30	1	0	0	1	36.2	28	22	21	3	2	30	44	10	0	.206
Minors Totals		2-0	5.36	36	1	0	0	2	45.1	34	29	27	4	4	37	55	13	1	.204

DIPOTO, JONAH SEAVER... RHP... B-T: R-R... **HT:** 6-1; **WT:** 217... **BORN:** September 3, 1996, Queens, NY... **RESIDES:** San Diego, CA... **HOW OBTAINED:** Acquired from KC in exchange for cash considerations, 5/26/24... **EDUCATION:** Attended University of California, San Diego... 2015 graduate of Newport Harbor HS (CA)... **MISC:** Originally selected by KC in 35th round of 2019 MLB Draft... Selected by LAA in 38th round of 2015 MLB Draft, but did not sign... Son of Jerry Dipoto, SEA's president of baseball operations... **SIGNED BY:** Colin Gonzales.

2024: Began the season with Omaha (AAA) in the KC organization before being traded to the Phillies on 5/26... Posted a 1.69 ERA (2 ER, 10.2 IP) in 7 outings with Lehigh Valley (AAA) in July... **2023:** Started the season with Northwest Arkansas (AA) before being promoted to Omaha on 5/3... In June, allowed 1 ER in 9.2 IP (0.93 ERA) with a 0.83 WHIP (4 H, 4 BB) and held hitters to a .125 AVG (4-32) in 8 games... **2022:** Spent the season with Northwest Arkansas and led the club in games pitched... In 22 appearances from 4/8-6/29, posted a 1.85 ERA (7 ER, 34.0 IP) with 47 SO (12.44 SO/9.0 IP) and a .161 OPP AVG (19-118)... Pitched for Surprise in the Arizona Fall League, allowing 2 ER in 9.1 IP (1.93 ERA) over 9 games... **2021:** Pitched for Quad Cities (A)... Was T-7th in the High-A Central League in SV... Opened the season with 7 consecutive scoreless outings (11.0 IP)... Had a career-high 6 SO on 5/16 vs Cedar Rapids... On the IL from 8/8 through the remainder of the season (right elbow stress reaction)... **2020:** Did not pitch... **2019:** Began professional career with Arizona League Royals (R) before being transferred to Burlington (R) on 7/5... Did not allow an ER over his first 13 appearances with Burlington (25.2 IP)... Appalachian League rankings: 1st in OPP AVG, 3rd in ERA & WHIP (0.77) and T-3rd in SV... Transferred to Idaho Falls (R) on 9/6... Made 5 total scoreless (10.0 IP) playoff appearances with Burlington and Idaho Falls.

YEAR	CLUB	W-L	ERA	G	GS	CG	SHO	SV	IP	H	R	ER	HR	HB	BB	SO	WP	BK	AVG
2019	AZL Royals	0-0	27.00	1	0	0	0	0	1.0	4	3	3	0	0	0	1	1	0	.571
	Burlington	1-2	0.94	16	0	0	0	4	28.2	11	6	3	0	3	11	34	0	0	*.112
2020	Did not pitch																		
2021	Quad Cities	1-0	3.19	22	0	0	0	8	31.0	18	12	11	1	2	23	39	5	1	.159
2022	NW Arkansas	3-0	3.68	42	0	0	0	3	63.2	51	32	26	6	6	52	84	8	0	.213
2023	NW Arkansas	0-0	0.87	7	0	0	0	0	10.1	9	4	1	0	2	4	13	2	0	.231
	Omaha	3-2	4.24	36	0	0	0	0	40.1	35	23	19	8	6	27	47	4	2	.236
2024	Omaha	1-0	4.40	10	2	0	0	0	14.1	11	10	7	3	2	8	13	2	0	.200
	Lehigh Valley	0-1	4.37	19	0	0	0	0	22.2	22	12	11	4	5	12	18	2	0	.256
Minors Totals		9-5	3.44	153	2	0	0	15	212.0	161	102	81	22	26	137	249	24	3	.205

* League leader

DIPRE, ISAIAS... INF... B-T: R-R... **HT:** 6-0; **WT:** 180... **BORN:** June 7, 2003, San Cristóbal, DR... **RESIDES:** San Cristóbal... **HOW OBTAINED:** Selected by Phillies from PIT in minor league phase of 2024 Rule 5 Draft... **MISC:** Originally signed by PIT as an amateur free agent, 8/12/19... **SIGNED BY:** Emmanuel Gomez.

2024: Played for Dominican Summer League Pirates Gold (R)... Led the club in hits, TB (77), HR, OBP, SLG and OPS (min. 100 PA)... DSL rankings: 7th in SLG & OPS and T-7th in HR... Slashed .327/.455/.654 (1.109 OPS) with 4 HR, 6 RBI and 11 BB in 66 June PA... Went 1-for-2 in the DSL All-Star Game on 7/21... **2023:** Did not play due to a left shin fracture... **2022:** Made starts in LF (1) and RF (33) for DSL Pirates Gold... Ranked T-4th in SF and T-5th in doubles in the DSL... Slashed .370/.474/.609 (1.083) in 17 June games... Had a career-high 5 RBI on 7/15 vs DSL Mets 1... Played in 5 postseason games... **2021:** Began professional career with DSL Pirates Black... Posted a .362 OBP in 47 PA in September... **2020:** Did not play.

YEAR	CLUB	AVG	G	AB	R	H	2B	3B	HR	RBI	SH	SF	HP	BB	SO	SB	CS	OBP	SLG	OPS	E
2020	Did not play																				
2021	DSL Pirates-B	.245	21	53	11	13	4	0	0	5	0	2	1	9	15	5	2	.354	.321	.675	4
2022	DSL Pirates-G	.276	56	174	36	48	17	1	3	32	0	6	4	22	52	14	4	.359	.437	.796	2
2023	Injured - Did not play																				
2024	DSL Pirates-G	.301	46	133	34	40	9	2	8	19	1	2	8	27	31	6	0	.441	.579	1.020	3
Minors Totals		.281	123	360	81	101	30	3	11	56	1	10	13	58	98	25	6	.390	.472	.862	9

DISSIN, JORDAN SAMUEL... C... B-T: R-R... **HT:** 6-0; **WT:** 198... **BORN:** May 29, 2002, Bryn Mawr, PA... **RESIDES:** Mission Viejo, CA... **HOW OBTAINED:** Selected by Phillies in 12th round of 2022 MLB Draft... **EDUCATION:** 2022 graduate of Saddleback College (CA)... Also attended University of Richmond (VA)... 2020 graduate of Malvern Prep (PA).

2024: Spent most of the year with Jersey Shore (A)... Had a career-high 4 RBI on 6/11 vs Wilmington... Slashed .300/.375/.620 (.995 OPS) with 5 HR and 12 RBI in June (56 PA)... Promoted to Reading (AA) on 9/6... Named best defensive catcher in the Phillies farm system by *Baseball America* at the end of the season... Played for Glendale in the Arizona Fall League... **2023:** Spent the season with Clearwater (A), playing in 62 games (59 starts) at catcher... Threw out 23.5% (20-85) of attempted base stealers... Slashed .327/.411/.429 (.840 OPS) against LHP (56 PA)... Slashed .316/.381/.474 (.855 OPS), going 6-for-19 in 6 playoff games... Florida State League postseason rankings: T-2nd in TB (9) & hits, 4th in AVG & SLG, 5th in OPS and 9th in OBP... Named best defensive catcher in the Phillies minor league system by *Baseball America* following the season... **2022:** Began professional career with Florida Complex League Phillies (R)... Made pro debut, 8/6 at FCL Blue Jays... Did not commit an error in 36 total chances... Participated in Florida Instructional League.

YEAR	CLUB	AVG	G	AB	R	H	2B	3B	HR	RBI	SH	SF	HP	BB	SO	SB	CS	OBP	SLG	OPS	E
2022	FCL Phillies	.353	10	17	3	6	0	0	0	0	0	0	2	5	6	0	0	.542	.353	.895	0
2023	Clearwater	.252	65	226	40	57	10	1	4	35	1	1	3	32	83	1	4	.351	.358	.709	7
2024	Jersey Shore	.214	78	252	43	54	7	0	9	41	0	3	8	39	77	3	1	.334	.349	.683	6
	Reading	.188	6	16	4	3	0	0	0	0	0	0	2	5	4	0	0	.435	.188	.623	2
Minors Totals		.235	159	511	90	120	17	1	13	76	1	4	15	81	170	4	5	.354	.348	.702	15

SCOUTING & PLAYER DEV.

DRAGOO, JOEL... OF... B-T: R-R... **HT:** 6-2; **WT:** 219... **BORN:** January 8, 2003, Longview, TX... **RESIDES:** Beckville, TX... **HOW OBTAINED:** Selected by Phillies in 7th round of 2024 MLB Draft... **SIGNED BY:** Aaron Jersild... **EDUCATION:** Attended Presbyterian College (SC)... 2021 graduate of Northside Christian Academy (TX)... **MISC:** Named Big South Player of the Year in 2024 after leading the conference in AVG (.401), OBP (.508), SLG (.797) and OPS (1.305)... Set Presbyterian's Division I single-season record in home runs (18) and RBI (67) in 2024.

2024: Began professional career with Clearwater (A)... Slashed .371/.542/.514 (1.056 OPS) over his first 11 games (48 PA)... Florida State League rankings from his debut on 8/14 through the end of the season: 1st in OBP, 3rd in AVG & OPS and T-5th in BB... Posted a 1.000 fielding percentage across 24 total chances in LF and RF... Played in 2 postseason games.

YEAR	CLUB	AVG	G	AB	R	H	2B	3B	HR	RBI	SH	SF	HP	BB	SO	SB	CS	OBP	SLG	OPS	E
2024	Clearwater	.319	15	47	7	15	6	0	0	12	0	0	3	15	14	3	2	.508	.447	.955	0

DROMBOSKI, RYAN... RHP... B-T: R-R... **HT:** 6-2; **WT:** 218... **BORN:** June 1, 2003, Hamilton, NJ... **RESIDES:** Columbus, NJ... **HOW OBTAINED:** Signed by Phillies as a non-drafted free agent, 7/29/24... **SIGNED BY:** Jeff Zona Jr... **EDUCATION:** Attended University of Pennsylvania... 2021 graduate of Northern Burlington County HS (NJ).

DUARTE, JUAN DAVID... RHP... B-T: R-R... **HT:** 6-1; **WT:** 202... **BORN:** September 28, 2004, Valera, VZ... **RESIDES:** Motatán, VZ... **HOW OBTAINED:** Signed by Phillies as an amateur free agent, 6/28/24... **SIGNED BY:** Ebert Velásquez.

2024: Began professional career with Dominican Summer League Phillies White (R)... Earned his first win on 7/29 at DSL Colorado (2.0 IP, 0 R, 2 SO)... After allowing 2 ER in his debut on 7/6 (1.0 IP), posted a 0.90 ERA (ER, 10.0 IP) in 7 games for the rest of the season... Did not allow an ER in 6 of his 8 appearances.

YEAR	CLUB	W-L	ERA	G	GS	CG	SHO	SV	IP	H	R	ER	HR	HB	BB	SO	WP	BK	AVG
2024	DSL Phillies-W	1-0	2.45	8	0	0	0	0	11.0	8	5	3	0	0	9	7	4	1	.211

DURAN, CARLOS DAVID... LHP... B-T: L-L... **HT:** 5-11; **WT:** 181... **BORN:** May 16, 2008, Jarabacoa, DR... **RESIDES:** Jarabacoa... **HOW OBTAINED:** Signed by Phillies as an amateur free agent, 1/15/25... **SIGNED BY:** Victor Santana.

DUTTON, REESE ANGELO... RHP... B-T: R-R... **HT:** 6-2; **WT:** 218... **BORN:** May 15, 2001, Racine, WI... **RESIDES:** Kenosha, WI... **HOW OBTAINED:** Signed by Phillies as a non-drafted free agent, 7/26/24... **SIGNED BY:** Justin Munson... **EDUCATION:** Attended University of Kansas, University of South Carolina Upstate and Heartland CC (IL)... 2019 graduate of Tremper HS (WI).

2024: Began professional career with Clearwater (A), earning the win in his debut on 8/28 at Fort Myers (3.0 IP, 0 R, 2 SO)... Allowed 1 run (0 ER) over 3.2 IP with 4 SO in his lone playoff game on 9/10 at Lakeland.

YEAR	CLUB	W-L	ERA	G	GS	CG	SHO	SV	IP	H	R	ER	HR	HB	BB	SO	WP	BK	AVG
2024	Clearwater	1-0	0.00	2	0	0	0	0	6.0	2	0	0	0	0	1	6	0	0	.105

EDDINGTON, JACOB DREW (Jake)... RHP... B-T: R-R... **HT:** 6-2; **WT:** 198... **BORN:** April 26, 2001, Poplar Bluff, MO... **RESIDES:** Ellsinore, MO... **HOW OBTAINED:** Selected by Phillies in 7th round of 2023 MLB Draft... **SIGNED BY:** Justin Munson... **EDUCATION:** Attended Missouri State University and University of Alabama... 2020 graduate of Doniphan High School (MO).

2024: Started professional career with Clearwater (A)... On the IL from 5/10-7/2 (right shoulder inflammation), which included a rehab stint with Florida Complex League Phillies (R)... Promoted to Jersey Shore (A) on 8/19... After returning from the IL, finished the season with a 2.21 ERA (5 ER, 20.1 IP) and 27 SO in 13 games between the Threshers and BlueClaws... As a reliever, went 2-1 with a 2.91 ERA (11 ER, 34.0 IP).

YEAR	CLUB	W-L	ERA	G	GS	CG	SHO	SV	IP	H	R	ER	HR	HB	BB	SO	WP	BK	AVG
2024	Clearwater	2-1	4.55	15	3	0	0	0	29.2	25	17	15	1	4	29	36	4	0	.231
	FCL Phillies	0-0	1.50	5	0	0	0	0	6.0	5	1	1	1	1	5	8	1	0	.227
	Jersey Shore	0-0	0.00	5	0	0	0	0	5.0	3	2	0	0	0	4	6	0	0	.158
Minors Totals		2-1	3.54	25	3	0	0	0	40.2	33	20	16	2	5	38	50	5	0	.221

ESCALONA, YHOAN ELIAS... C... B-T: R-R... **HT:** 6-3; **WT:** 211... **BORN:** November 4, 2005, Barquisimeto, VZ... **RESIDES:** Barquisimeto... **HOW OBTAINED:** Signed by Phillies as an amateur free agent, 1/15/23... **SIGNED BY:** Franklin Rojas.

2024: Spent the season with Dominican Summer League Phillies White (R)... Had a .440 OBP in August (25 PA)... **2023:** Began professional career with DSL Phillies White... Went 7-for-25 (.280 AVG) with a .357 OBP and .520 SLG (.877 OPS) in 9 July games... Assigned to DSL Phillies Red on 8/10... Overall, appeared in 18 games behind the plate and 1 game at 1st base... Threw out 30.8% (8-26) of attempted base stealers.

YEAR	CLUB	AVG	G	AB	R	H	2B	3B	HR	RBI	SH	SF	HP	BB	SO	SB	CS	OBP	SLG	OPS	E
2023	DSL Phillies-W	.250	21	52	10	13	4	0	1	5	0	0	1	8	11	0	0	.361	.385	.746	2
	DSL Phillies-R	.176	6	17	3	3	1	0	0	1	0	0	0	3	5	0	1	.300	.235	.535	0
	DSL Combined	.232	27	69	13	16	5	0	1	6	0	0	1	11	16	0	1	.346	.348	.694	2
2024	DSL Phillies-W	.148	31	88	14	13	1	0	0	10	0	3	4	19	23	4	0	.316	.159	.475	4
Minors Totals		.185	58	157	27	29	6	0	1	16	0	3	5	30	39	4	1	.328	.242	.570	6

ESCOBAR, AGNNEL AROON (Aroon)... INF... B-T: R-R... HT: 5-9; WT: 223... BORN: January 1, 2005, Caracas, VZ... **RESIDES:** La Guaira, VZ... **HOW OBTAINED:** Signed by Phillies as an amateur free agent, 1/15/22... **SIGNED BY:** Rafael Álvarez and William Mota.

2024: Played for Florida Complex League Phillies (R)... Led the team in AVG, OBP and OPS (min. 100 PA)... Slashed .390/.560/.576 (1.136 OPS) with 3 HR, 16 RBI and 20 BB during his 19-game on-base streak, the longest by an FCL Phillies player, from 5/9-6/6... Batted .364 (8-22) with a .571 OBP in 36 PA with RISP... Following the season, rated as having the best strike-zone discipline in the Phillies minor league system by *Baseball America*... **2023:** Made all of his appearances with Dominican Summer League Phillies White (R)... With RISP, had a .311/.429/.489 (.918 OPS) slash line in 56 PA... Made 28 starts at 2nd base and 3 starts at 3rd base, compiling a .974 fielding percentage in 117 total chances... Went 5-for-20 (.250 AVG) with a .423 OBP in 6 postseason games... **2022:** Began professional career with DSL Phillies Red... Made his pro debut, 6/6 vs DSL Brewers 1... Tied for team lead in HR... Recorded more BB (11) than SO (9) and posted a .434 OBP in 15 August games (53 PA).

YEAR	CLUB	AVG	G	AB	R	H	2B	3B	HR	RBI	SH	SF	HP	BB	SO	SB	CS	OBP	SLG	OPS	E
2022	DSL Phillies-R	.238	48	143	28	34	4	1	3	21	1	4	14	24	26	11	6	.389	.343	.732	8
2023	DSL Phillies-W	.209	33	110	22	23	7	0	1	24	0	1	3	20	13	13	2	.343	.300	.643	3
2024	FCL Phillies	.338	24	77	24	26	2	0	3	17	1	1	4	21	10	9	0	.495	.481	.976	3
Minors Totals		.252	105	330	74	83	13	1	7	62	2	6	21	65	49	33	8	.400	.361	.761	14

ESPINOSA, ROMELI... INF... B-T: R-R... HT: 6-4; WT: 169... BORN: June 6, 2008, Tamayo, DR... **RESIDES:** Tamayo... **HOW OBTAINED:** Signed by Phillies as an amateur free agent, 1/15/25... **SIGNED BY:** Luis García.

ESTANISTA, JAYDENN ZACHERY... RHP... B-T: R-R... HT: 6-3; WT: 183... BORN: October 3, 2001, Willemstad, Curaçao... **RESIDES:** Willemstad... **HOW OBTAINED:** Signed by Phillies as an amateur free agent, 11/8/19... **SIGNED BY:** Carlos Salas and Dargello Lodowica.

2024: Began the season with Clearwater (A)... Did not allow a run in his first 6 games (11.1 IP)... Promoted to Jersey Shore (A) on 6/20... Struck out a career-high 7 batters on 6/28 vs Greensboro... In August (8 appearances), went 1-0 with a 0.00 ERA (10.2 IP) and a 1.03 WHIP (6 H, 5 BB) while holding hitters to a .154 AVG (6-39)... Played for Netherlands in the Premier 12 Tournament... **2023:** Appeared in 1 game for Netherlands in the World Baseball Classic against Italy on 3/12 (2.0 IP, 0 R)... Earned the win in his Clearwater debut on 4/11 vs Fort Myers (3.0 IP, 0 R, 3 SO)... On the IL from 6/6-8/4, which included a rehab start for Florida Complex League Phillies (R)... Assigned to FCL Phillies on 8/21... **2022:** Spent the season with FCL Phillies... Held RHH to a .118 AVG (8-68)... Posted a 0.64 ERA in 5 July games (ER, 14.0 IP)... **2021:** Began professional career with Dominican Summer League Phillies White (R)... Held LHH to a .161 AVG (5-31) with 0 XBH... **2020:** Did not pitch.

YEAR	CLUB	W-L	ERA	G	GS	CG	SHO	SV	IP	H	R	ER	HR	HB	BB	SO	WP	BK	AVG
2020	Did not pitch																		
2021	DSL Phillies-W	1-1	3.23	10	6	0	0	1	30.2	19	12	11	1	3	19	33	6	0	.188
2022	FCL Phillies	3-0	2.01	12	5	0	0	0	31.1	14	9	7	3	1	16	35	1	0	.139
2023	Clearwater	2-0	8.51	13	1	0	0	0	24.1	26	24	23	3	2	27	28	1	6	.280
	FCL Phillies	0-0	0.00	1	1	0	0	0	1.0	0	0	0	0	0	1	2	0	0	.000
2024	Clearwater	1-0	3.77	16	0	0	0	0	31.0	16	15	13	4	1	21	44	2	#5	.147
	Jersey Shore	1-0	3.18	15	0	0	0	3	22.2	18	11	8	1	3	10	27	3	0	.214
Minors Totals		8-1	3.96	67	13	0	0	4	141.0	93	71	62	12	10	94	169	13	11	.189

Tied for league lead

ESTEVEZ, SAMUEL... OF... B-T: R-R... HT: 5-11; WT: 207... BORN: March 26, 2007, San Cristóbal, DR... **RESIDES:** San Cristóbal... **HOW OBTAINED:** Signed by Phillies as an amateur free agent, 1/15/24... **SIGNED BY:** Luis García.

2024: Began professional career with Dominican Summer League Phillies Red (R)... Played in the DSL All-Star Game on 7/21... Led DSL Phillies Red in BB and SB... Posted a .400 OBP in July (86 PA)... Defensively, played all 3 OF positions.

YEAR	CLUB	AVG	G	AB	R	H	2B	3B	HR	RBI	SH	SF	HP	BB	SO	SB	CS	OBP	SLG	OPS	E
2024	DSL Phillies-R	.217	47	152	26	33	5	0	0	16	1	2	5	25	65	18	6	.342	.250	.592	7

FAMILIA, JOSÉ ALTAGRACIA... INF... B-T: L-R... HT: 6-3; WT: 181... BORN: August 16, 2007, El Fundo, DR... **RESIDES:** El Fundo... **HOW OBTAINED:** Signed by Phillies as an amateur free agent, 1/15/24... **SIGNED BY:** Luis García.

2024: Began professional career with Dominican Summer League Phillies White (R)... Played in the DSL All-Star Game on 7/21... Led DSL Phillies White in BB and PA and was tied for the team lead in games played... Had a .375 OBP in June (64 PA).

YEAR	CLUB	AVG	G	AB	R	H	2B	3B	HR	RBI	SH	SF	HP	BB	SO	SB	CS	OBP	SLG	OPS	E
2024	DSL Phillies-W	.187	47	155	22	29	5	1	2	13	0	2	2	36	62	9	1	.344	.271	.615	8

FARQUHAR, TRENT JOSEPH... INF... B-T: L-R... **HT:** 5-7; **WT:** 178... **BORN:** March 12, 2001, Dearborn, MI... **RESIDES:** Highland, MI... **HOW OBTAINED:** Signed by Phillies as a non-drafted free agent, 7/19/23... **SIGNED BY:** Derrick Ross... **EDUCATION:** Attended Michigan State University and Bowling Green State University (OH)... 2019 graduate of Lakeland HS (MI)... **MISC:** Earned Second Team All-Big Ten honors after going 73-for-213 (.343 AVG) with 19 2B, 2 HR, 35 RBI and 43 BB during his junior season at Michigan State.

2024: Started the season with Clearwater (A)... Named Florida State League Player of the Week (4/22-28) after slashing .375/.706/.875 (1.581 OPS) in 5 games... FSL rankings during his games with the Threshers (4/7-5/28): 1st in OBP, T-1st in BB, 2nd in OPS and T-4th in AVG... Had a career-high 5 hits on 5/26 at St. Lucie... On the IL from 5/29-7/18 (right hand hamate fracture), which included a rehab assignment with Florida Complex League Phillies (R)... Promoted to Jersey Shore (A) on 7/19... Had multiple hits in 5 straight games from 8/21-25, the longest such streak by a BlueClaws player... Promoted to Reading (AA) on 9/9... Posted a .980 fielding percentage (246 TC) in appearances at 2nd base, 3rd base and SS... **2023:** Began professional career with FCL Phillies... Had a SB in 3 straight games from 8/14-22, tied for the longest such streak by an FCL Phillies player... In 8 August games, slashed .345/.424/.379 (.803 OPS) in 33 PA... Promoted to Clearwater on 8/31... Overall, appeared in games at 2nd base and 3rd base and had a 1.000 fielding percentage (64 TC).

YEAR	CLUB	AVG	G	AB	R	H	2B	3B	HR	RBI	SH	SF	HP	BB	SO	SB	CS	OBP	SLG	OPS	E
2023	FCL Phillies	.324	10	34	7	11	2	0	0	4	0	0	2	5	4	5	0	.439	.382	.821	0
	Clearwater	.167	6	18	5	3	2	0	0	1	1	0	0	5	4	0	0	.348	.278	.626	0
2024	Clearwater	.314	32	105	19	33	7	1	1	12	0	1	3	35	26	9	1	.493	.429	.922	1
	FCL Phillies	.143	3	7	1	1	0	0	0	1	0	0	2	0	2	0	0	.333	.143	.476	0
	Jersey Shore	.257	38	140	27	36	7	2	0	10	1	1	8	22	34	19	4	.386	.336	.722	4
	Reading	.389	5	18	2	7	1	0	0	0	0	0	0	2	1	0	2	.450	.444	.894	0
Minors Totals		.283	94	322	61	91	19	3	1	28	2	2	15	69	71	33	7	.429	.370	.799	5

FAUSNAUGHT, BRAEDEN SCOTT... LHP... B-T: L-L... **HT:** 6-3; **WT:** 234... **BORN:** July 29, 1999, Danville, PA... **RESIDES:** Danville... **HOW OBTAINED:** Signed by Phillies as a non-drafted free agent, 7/30/22... **SIGNED BY:** Jeff Zona Jr... **EDUCATION:** 2022 graduate of West Chester University (PA)... Also attended Harford Community College (MD)... 2017 graduate of Danville HS (PA).

2024: Began the season with Jersey Shore (A) and led the club in wins, starts and IP... Ranked T-3rd in the South Atlantic League in wins... Set a career-high with 9 SO on 4/16 vs Brooklyn... Named SAL Pitcher of the Week (4/29-5/5) after pitching 6.0 scoreless innings with 8 SO and earning the win on 5/4 vs Bowling Green... Pitched a career-high 7.0 IP on 7/19 at Brooklyn... Posted a 2.88 ERA (8 ER, 25.0 IP) in 5 July games (4 starts)... Promoted to Reading (AA) on 8/12... Threw the first complete game of his career (6.0 IP) on 8/29 at Somerset... **2023:** Spent the season with Clearwater (A)... On the IL from 5/1-6/2 (left triceps strain)... Held hitters to a .191 AVG (17-89) in 24.2 IP in August... Made 2 postseason appearances (1 start)... **2022:** Began professional career with Florida Complex League Phillies (R)... Made his pro debut, 8/20 at FCL Tigers... Participated in Florida Instructional League.

YEAR	CLUB	W-L	ERA	G	GS	CG	SHO	SV	IP	H	R	ER	HR	HB	BB	SO	WP	BK	AVG
2022	FCL Phillies	0-0	0.00	2	0	0	0	0	2.0	0	0	0	0	0	0	3	0	0	.000
2023	Clearwater	2-4	4.57	24	7	0	0	1	63.0	54	39	32	4	2	39	64	7	1	.229
2024	Jersey Shore	8-3	3.65	19	18	0	0	0	98.2	89	45	40	12	2	32	90	5	1	.241
	Reading	1-3	3.29	5	5	#1	0	0	27.1	30	14	10	1	1	8	32	0	1	.273
Minors Totals		11-10	3.86	50	30	1	0	1	191.0	173	98	82	17	5	79	189	12	3	.240

Tied for league lead

FERGUS, CADE... OF... B-T: R-R... **HT:** 6-2; **WT:** 191... **BORN:** August 22, 2000, Hollywood, FL... **RESIDES:** Plantation, FL... **HOW OBTAINED:** Selected by Phillies in 13th round of 2022 MLB Draft... **SIGNED BY:** Jeff Zona Jr... **EDUCATION:** 2022 graduate of George Washington University (DC)... 2018 graduate of St. Thomas Aquinas HS (FL)... **MISC:** Named to Atlantic 10 All-Conference First Team in 2022... In his collegiate senior season, posted a slash line of .315/.405/.601 and hit 13 HR.

2024: Started the season with Jersey Shore (A)... Posted a .388 OBP in May (67 PA)... Promoted to Lehigh Valley (AAA) on 6/5... Transferred to Reading (AA) on 6/8 for the remainder of the season... On the IL from 6/14-7/2 (right groin strain)... Defensively, played all 3 OF positions... **2023:** Began the year with Clearwater (A)... Was T-8th in the Florida State League and led the Threshers in HR... Slashed .351/.413/.684 (1.097 OPS) with 7 2B, 4 HR and 17 RBI in May (63 PA)... Promoted to Jersey Shore on 8/6... According to *Baseball America*, rated as having the best arm of all Phillies outfield prospects following the season... **2022:** Began professional career with Clearwater... Made his pro debut, 8/2 at Tampa and belted a solo HR... Defensively, made starts in CF (22) and RF (6)... Participated in Florida Instructional League.

YEAR	CLUB	AVG	G	AB	R	H	2B	3B	HR	RBI	SH	SF	HP	BB	SO	SB	CS	OBP	SLG	OPS	E
2022	Clearwater	.168	29	95	14	16	1	1	4	12	0	0	6	14	51	6	1	.313	.326	.639	1
2023	Clearwater	.255	74	220	48	56	14	2	12	47	0	4	8	29	90	10	1	.356	.500	.856	1
	Jersey Shore	.070	14	43	6	3	1	0	0	2	0	0	2	8	26	4	2	.245	.093	.338	0
2024	Jersey Shore	.237	34	93	20	22	1	2	4	16	0	0	6	16	40	9	1	.383	.419	.802	1
	Lehigh Valley	.000	1	2	0	0	0	0	0	0	1	0	0	0	2	0	0	.000	.000	.000	0
	Reading	.202	37	119	14	24	4	0	4	13	0	0	4	14	54	7	2	.307	.336	.643	4
Minors Totals		.212	189	572	102	121	21	5	24	90	1	4	26	81	263	36	7	.334	.392	.726	7

FERNANDEZ, MAYKOL JAVIER... INF... B-T: R-R... **HT:** 6-2; **WT:** 193... **BORN:** December 14, 2007, Valera, VZ... **RESIDES:** Valera... **HOW OBTAINED:** Signed by Phillies as an amateur free agent, 1/15/25... **SIGNED BY:** Jonatan Hernández.

FERREBUS, ALIRIO DE JESUS... C... B-T: R-R... **HT:** 6-2; **WT:** 214... **BORN:** September 12, 2005, Maracaibo, VZ... **RESIDES:** Maracaibo... **HOW OBTAINED:** Signed by Phillies as an amateur free agent, 1/15/23... **SIGNED BY:** Elvis García.

2024: Started the season with Dominican Summer League Phillies Red (R)... Led the team in OBP and OPS (min. 50 PA)... Had his first career multi-HR game and drove in a career-high 5 runs on 6/4 at DSL Miami... Transferred to Florida Complex League Phillies (R) on 6/25... Slashed .358/.432/.597 (1.029 OPS) with 3 HR and 19 RBI in 81 PA against RHP... Batted .464 (13-28) with a 1.169 OPS in 33 PA with RISP... **2023:** Began professional career with DSL Phillies Red... On the IL from 6/5-30 (right elbow UCL injury)... Had a 9-game hitting streak to start his career from 7/1-20... Slashed .381/.490/.524 (1.014 OPS) in 51 PA in July... Led all Rookie-level players in the Phillies organization in AVG (min. 60 AB)... Appeared at catcher (5 games) and 1st base (3 games), recording a .981 fielding percentage in 54 total chances.

YEAR	CLUB	AVG	G	AB	R	H	2B	3B	HR	RBI	SH	SF	HP	BB	SO	SB	CS	OBP	SLG	OPS	E
2023	DSL Phillies-R	.339	21	62	11	21	3	0	1	9	0	0	6	7	15	3	1	.453	.435	.888	1
2024	DSL Phillies-R	.375	14	40	10	15	5	0	3	13	0	2	1	8	3	2	1	.471	.725	1.196	2
	FCL Phillies	.324	10	37	5	12	2	0	0	6	0	1	3	0	6	1	2	.366	.378	.744	1
Minors Totals		.345	45	139	26	48	10	0	4	28	0	3	10	15	24	6	4	.437	.504	.941	4

FLORES, GABRIEL JOSÉ... C... B-T: R-R... **HT:** 5-9; **WT:** 170... **BORN:** March 3, 2008, Valencia, VZ... **RESIDES:** Valencia... **HOW OBTAINED:** Signed by Phillies as an amateur free agent, 1/15/25... **SIGNED BY:** Jonatan Hernández.

FRANCISCO, CARLOS ANTONIO... RHP... B-T: R-R... **HT:** 6-4; **WT:** 272... **BORN:** July 2, 1999, Bayamon, PR... **RESIDES:** Spring Hill, FL... **HOW OBTAINED:** Selected by Phillies in 28th round of 2019 MLB Draft... **SIGNED BY:** Jeff Zona Jr... **EDUCATION:** 2019 graduate of Hillsborough CC (FL)... 2017 graduate of Oak Ridge HS (FL).

2024: Spent the season with Reading (AA)... From 5/4-6/29, posted a 1.96 ERA (5 ER, 23.0 IP) with 29 SO, a 0.87 WHIP (13 H, 7 BB) and a .157 OPP AVG (13-83) in 16 games... Held LHH to a .196 AVG (20-102)... **2023:** Began the year with Jersey Shore (A)... Earned Phillies Minor League Pitcher of the Month honors in June after posting a 0.93 ERA (ER, 9.2 IP) with a 0.62 WHIP (5 H, BB), 13 SO, 4 SV (4 SVO) and a .152 OPP AVG (5-33) in 8 appearances with Jersey Shore... Promoted to Reading on 6/29... Set a career high with 5 SO on 8/29 vs New Hampshire... With both clubs, held RHH to a .130 AVG (16-123)... **2022:** Spent season with Jersey Shore... In 9 August appearances (11.0 IP), did not allow a run and posted a 0.64 WHIP (5 H, 2 BB)... Struck out 26.6% (55-207) of batters faced... **2021:** Combined for 35 SO in 28.1 IP... Split time between Clearwater (A) and Jersey Shore... Was on the COVID-related IL, 8/3-27, which included a rehab assignment at Florida Complex League Phillies (R)... Following the season, pitched for Mayaguez in the Puerto Rican Winter League... **2020:** Did not pitch... **2019:** Began professional career with Gulf Coast League Phillies East (R)... Participated in Florida Instructional League.

YEAR	CLUB	W-L	ERA	G	GS	CG	SHO	SV	IP	H	R	ER	HR	HB	BB	SO	WP	BK	AVG
2019	GCL Phillies-E	3-2	3.68	14	0	0	0	0	22.0	24	11	9	0	3	3	19	4	0	.276
2020	Did not pitch																		
2021	Clearwater	1-0	2.84	14	0	0	0	3	12.2	8	6	4	2	0	7	18	1	0	.178
	Jersey Shore	2-0	6.14	11	0	0	0	0	14.2	13	10	10	2	3	8	17	0	0	.224
	FCL Phillies	0-0	18.00	1	0	0	0	0	1.0	3	2	2	0	1	0	0	0	0	.750
2022	Jersey Shore	1-3	5.13	41	0	0	0	0	47.1	35	35	27	2	1	28	55	7	2	.201
2023	Jersey Shore	2-0	2.93	25	0	0	0	5	30.2	19	12	10	1	3	11	38	0	0	.176
	Reading	4-2	5.16	24	0	0	0	0	29.2	24	19	17	2	3	21	35	1	0	.231
2024	Reading	3-4	5.17	41	1	0	0	0	54.0	45	34	31	7	5	32	52	4	0	.223
Minors Totals		16-11	4.67	171	1	0	0	8	212.0	171	129	110	16	19	110	234	17	2	.219

FUENTES, YADIMIR... C... B-T: S-R... **HT:** 6-3; **WT:** 217... **BORN:** January 10, 2007, Ciudad Habana, Cuba... **RESIDES:** Santo Domingo, DR... **HOW OBTAINED:** Signed by Phillies as an amateur free agent, 1/15/24... **SIGNED BY:** Víctor Santana.

2024: Began professional career with Dominican Summer League Phillies Red (R)... Had a season-high 3 RBI on 8/15 at DSL Tigers 1... Had a .353 OBP in July (51 PA).

YEAR	CLUB	AVG	G	AB	R	H	2B	3B	HR	RBI	SH	SF	HP	BB	SO	SB	CS	OBP	SLG	OPS	E
2024	DSL Phillies-R	.133	36	105	13	14	3	0	0	11	0	2	3	16	23	1	2	.262	.162	.424	5

GABRYSH, LUKE MAXIMILIAN... RHP... B-T: R-R... **HT:** 6-3; **WT:** 207... **BORN:** April 16, 2003, Wilmington, DE... **RESIDES:** Wilmington... **HOW OBTAINED:** Selected by Phillies in 15th round of 2024 MLB Draft... **SIGNED BY:** Jeff Zona Jr... **EDUCATION:** Attended St. Joseph's University (PA)... 2021 graduate of Concord HS (DE).

GAIR, MARTIN THOMAS (Marty) ... RHP ... B-T: R-R... **HT:** 6-6; **WT:** 241... **BORN:** July 17, 2003, Troy, MI... **RESIDES:** Concord, NC... **HOW OBTAINED:** Selected by Phillies in 13th round of 2023 MLB Draft... **SIGNED BY:** Victor Gomez... **EDUCATION:** Attended Florida SouthWestern State College and University of North Carolina Wilmington... 2021 graduate of Cox Mill HS (NC)... **MISC:** In 9 starts, averaged 13.00 SO/9.0 IP (52 SO, 36.0 IP) and posted a 1.75 ERA (7 ER) at FSW in 2023.

2024: Did not pitch (right elbow surgery).

YEAR	CLUB	W-L	ERA	G	GS	CG	SHO	SV	IP	H	R	ER	HR	HB	BB	SO	WP	BK	AVG
2024	Injured – Did not pitch																		

GARCIA, ADRIAN JOSÉ ... INF ... B-T: S-R... **HT:** 6-3; **WT:** 179... **BORN:** November 17, 2006, Santiago, DR... **RESIDES:** Santiago... **HOW OBTAINED:** Signed by Phillies as amateur free agent, 4/1/24... **SIGNED BY:** Ismael Rosado.

2024: Began professional career with Dominican Summer League Phillies Red (R)... Slashed .292/.393/.417 (.810 OPS) with 2 2B, 2 3B and 8 RBI in June (56 PA)... Had a season-high 4 hits on 6/26 at DSL Cardinals.

YEAR	CLUB	AVG	G	AB	R	H	2B	3B	HR	RBI	SH	SF	HP	BB	SO	SB	CS	OBP	SLG	OPS	E
2024	DSL Phillies-R	.238	46	160	32	38	7	3	2	17	0	1	5	16	23	12	2	.324	.356	.680	9

GARCÍA, JOSBEL DANIEL ... RHP ... B-T: R-R... **HT:** 6-0; **WT:** 213... **BORN:** March 30, 2004, Ciudad Bolivar, VZ... **RESIDES:** Maracay, VZ... **HOW OBTAINED:** Signed by Phillies as an amateur free agent, 10/22/21... **SIGNED BY:** William Mota.

2024: Started the season with Florida Complex League Phillies (R) and was promoted to Clearwater (A) on 8/30... Did not allow a HR over his final 14 games (36.1 IP)... One of 10 FCL pitchers (min. 35.0 IP) to allow 1 or fewer HR... Set career highs in IP (5.2) and SO (6) on 7/4 vs FCL Blue Jays... **2023:** Began the year with Dominican Summer League Phillies White (R)... Assigned to DSL Phillies Red on 7/20 and then assigned back to DSL Phillies White on 7/21... Ranked 2nd among all DSL Phillies pitchers in ERA (min. 30.0 IP)... Had a 0.79 ERA (2 ER, 22.2 IP) and a 1.01 WHIP (19 H, 4 BB) from 6/6-7/25... From 6/16-7/25, had 8 straight outings without allowing an ER (18.0 IP)... Went more than 1.0 IP in every appearance and allowed 1 ER or fewer in 13 of his 14 games... Pitched in 1 playoff game... **2022:** Began professional career with DSL Phillies Red... Made his pro debut, 6/10 vs DSL TEX Red... Held RHH to a .212 AVG (11-52).

YEAR	CLUB	W-L	ERA	G	GS	CG	SHO	SV	IP	H	R	ER	HR	HB	BB	SO	WP	BK	AVG
2022	DSL Phillies-R	2-0	4.70	11	0	0	0	1	23.0	22	13	12	2	2	9	15	3	0	.247
2023	DSL Phillies-W	3-2	1.80	13	1	0	0	1	30.0	31	12	6	1	1	5	15	2	1	.270
	DSL Phillies-R	0-0	0.00	1	0	0	0	0	2.0	1	0	0	0	1	1	0	0	0	.143
	DSL Combined	3-2	1.69	14	1	0	0	1	32.0	32	12	6	1	2	6	15	2	1	.262
2024	FCL Phillies	2-2	4.33	14	5	0	0	3	35.1	33	20	17	1	1	24	27	4	1	.254
	Clearwater	0-0	9.00	1	0	0	0	0	2.0	2	3	2	0	0	2	3	1	0	.222
Minors Totals		7-4	3.61	40	6	0	0	5	92.1	89	48	37	4	5	41	60	10	2	.254

GARRETT, DREW CHANDLER ... RHP ... B-T: R-R... **HT:** 6-6; **WT:** 226... **BORN:** June 20, 2000, Columbia, MO... **RESIDES:** Columbia... **HOW OBTAINED:** Selected by Phillies in 19th round of 2022 MLB Draft... **SIGNED BY:** Justin Munson... **EDUCATION:** 2022 graduate of University of Missouri... Also attended Johnson County CC (KS)... 2018 graduate of Hickman HS (MO).

2024: Spent the season with Clearwater (A)... Led the Florida State League (min. 40.0 IP) in OPP AVG and ranked 5th in SO/9.0 IP (12.39)... Posted a 1.50 ERA (3 ER, 18.0 IP) with 27 SO and held hitters to a .073 AVG (4-55) in 12 appearances from 4/9-5/31... Had a 7-game scoreless streak (12.1 IP) from 4/14-5/14 (longest such streak by a Clearwater player)... **2023:** Began the year on the IL (right elbow surgery)... Made his professional debut, a rehab appearance with Florida Complex League Phillies (R), on 7/4 at FCL Yankees (1.0 IP, 0 R, 1 SO)... Reinstated from the IL by Clearwater (A) and transferred to FCL Phillies on 7/14... Held RHH to a .125 AVG (3-24)... **2022:** Missed entire season (right elbow sprain).

YEAR	CLUB	W-L	ERA	G	GS	CG	SHO	SV	IP	H	R	ER	HR	HB	BB	SO	WP	BK	AVG
2022	Injured – Did not pitch																		
2023	FCL Phillies	2-1	9.45	12	0	0	0	0	13.1	9	15	14	1	1	21	15	2	0	.209
2024	Clearwater	1-2	3.54	29	0	0	0	5	40.2	21	18	16	1	3	47	56	7	0	.157
Minors Totals		3-3	5.00	41	0	0	0	5	54.0	30	33	30	2	4	68	71	9	0	.169

GONZALEZ, DEIRY ALEXANDER ... RHP ... B-T: R-R... **HT:** 6-1; **WT:** 172... **BORN:** April 8, 2008, San Cristóbal, DR... **RESIDES:** Sabana Grande de Palenque, DR... **HOW OBTAINED:** Signed by Phillies as an amateur free agent, 1/15/25... **SIGNED BY:** Luis García.

GONZÁLEZ, DIEGO ANDRES... INF... B-T: R-R... HT: 5-10; WT: 191... BORN: June 7, 2003, Barquisimeto, VZ... **RESIDES:** Barquisimeto... **HOW OBTAINED:** Signed by Phillies as an amateur free agent, 7/2/19... **SIGNED BY:** Rafael Álvarez and Franklin Rojas.

2024: Spent most of the season with Clearwater (A), but also played for Florida Complex League Phillies (R), Jersey Shore (A) and Lehigh Valley (AAA)... Batted .288 (15-52) with a .403 OBP in June (62 PA)... Made his first career pitching appearance on 8/29 vs Syracuse (1.0 IP, 0 R)... Slashed .313/.462/.542 (1.004 OPS) with 3 2B, 3B, 2 HR and 25 RBI in 65 PA with RISP... **2023:** Was on the IL (lumbar spine stress reaction) from 4/6-5/2... Played for FCL Phillies... Ended the season on a 7-game hitting streak, slashing .435/.458/.609 (1.067 OPS) in 24 PA during the stretch... **2022:** Spent season with FCL Phillies... Ranked 2nd on team in OBP and OPS (min. 100 PA)... Reached base safely in 14 of his first 16 games... **2021:** Began professional career with Dominican Summer League Phillies Red (R)... Made starts at 2nd base (4), 3rd base (3) and SS (36)... **2020:** Did not play.

YEAR	CLUB	AVG	G	AB	R	H	2B	3B	HR	RBI	SH	SF	HP	BB	SO	SB	CS	OBP	SLG	OPS	E
2020	Did not play																				
2021	DSL Phillies-R	.274	43	146	20	40	7	1	1	18	0	3	2	12	22	3	7	.331	.356	.688	7
2022	FCL Phillies	.276	39	123	14	34	8	0	0	9	0	0	1	16	27	4	4	.364	.341	.705	4
2023	FCL Phillies	.258	30	89	19	23	4	0	2	10	0	0	1	10	19	0	0	.340	.371	.711	3
2024	Clearwater	.265	44	132	16	35	6	1	3	21	0	0	3	17	33	2	3	.362	.394	.756	3
	FCL Phillies	.176	9	17	4	3	2	0	0	3	0	2	1	2	4	0	0	.273	.294	.567	0
	Jersey Shore	.120	9	25	1	3	0	0	0	2	0	0	0	6	7	0	1	.290	.120	.410	1
	Lehigh Valley	.167	4	6	0	1	0	0	0	0	0	0	0	1	2	1	0	.286	.167	.453	0
Minors Totals		.258	178	538	74	139	27	2	6	63	0	5	8	64	114	10	15	.343	.349	.692	18

GONZÁLEZ, LUIS FERNANDO... RHP... B-T: R-R... HT: 6-0; WT: 200... BORN: July 15, 2005, Barquisimeto, VZ... **RESIDES:** Barquisimeto... **HOW OBTAINED:** Signed by Phillies as an amateur free agent, 1/15/22... **SIGNED BY:** Carlos Salas and Franklin Rojas.

2024: Pitched for Florida Complex League Phillies (R)... Was T-9th in the FCL in wins... Excluding his outing on 6/11 at FCL Yankees (6.0 IP, 8 ER, career-high 8 SO), had a 2.36 ERA (7 ER, 26.2 IP) in his other 9 appearances... **2023:** Began the season with Dominican Summer League Phillies Red (R)... Ranked 7th in the DSL in ERA... Led all Phillies short-season minor leaguers in IP and ERA (min. 40.0 IP)... Posted a 1.00 ERA (2 ER, 18.0 IP) and a 0.83 WHIP (13 H, 2 BB) in 4 June starts... Pitched a scoreless inning in the DSL All-Star Game on 7/30... Assigned to DSL Phillies White on 8/17... Had a 4.22 SO/BB ratio between both teams... Went 2-0 with a 1.64 ERA (2 ER, 11.0 IP), a 0.82 WHIP (7 H, 2 BB) and held hitters to a .171 AVG (7-41) in 2 postseason games... In the postseason, was tied for the lead in the DSL in wins, ranked 2nd in IP and finished T-3rd in SO (8)... **2022:** Began professional career with DSL Phillies Red... Made his pro debut, 6/9 at DSL TEX Blue... Named DSL Pitcher of the Week (6/27-7/3) after going 5.0 scoreless innings with 4 SO and earning the win on 6/29 at DSL Mariners... Posted a 6.00 SO/BB ratio (30 SO, 5 BB).

YEAR	CLUB	W-L	ERA	G	GS	CG	SHO	SV	IP	H	R	ER	HR	HB	BB	SO	WP	BK	AVG
2022	DSL Phillies-R	4-5	3.71	11	11	0	0	0	51.0	53	25	21	2	5	5	30	1	2	.268
2023	DSL Phillies-R	4-1	2.08	10	9	0	0	0	47.2	42	12	11	0	3	9	36	2	0	.241
	DSL Phillies-W	0-0	0.00	1	0	0	0	1	2.0	2	0	0	0	0	0	2	0	0	.250
	DSL Combined	4-1	1.99	11	9	0	0	1	49.2	44	12	11	0	3	9	38	2	0	.242
2024	FCL Phillies	4-1	4.13	10	2	0	0	0	32.2	32	15	15	2	2	9	34	1	0	.260
Minors Totals		12-7	3.17	32	22	0	0	1	133.1	129	52	47	4	10	23	102	4	2	.256

GONZALEZ, ORLANDO... RHP... B-T: R-R... HT: 6-1; WT: 202... BORN: November 22, 2002, Tepatitlán de Morelos, MX... **RESIDES:** Tepatitlán de Morelos... **HOW OBTAINED:** Signed by Phillies as an amateur free agent, 7/29/23... **SIGNED BY:** Charlie Gastelum.

2024: Began professional career with Dominican Summer League Phillies Red (R) and was transferred to Florida Complex League Phillies (R) on 6/9... His combined 1.67 ERA led all Phillies minor league pitchers (min. 40.0 IP)... Named FCL Pitcher of the Week (6/10-16) after pitching 5.0 scoreless innings with 6 SO and earning his first win on 6/13 at FCL Tigers... Promoted to Clearwater (A) on 8/8... Posted a 1.59 ERA (2 ER, 11.1 IP) with a 0.97 WHIP (7 H, 4 BB) in his final 4 games (3 starts) with the Threshers.

YEAR	CLUB	W-L	ERA	G	GS	CG	SHO	SV	IP	H	R	ER	HR	HB	BB	SO	WP	BK	AVG
2024	DSL Phillies-R	0-0	0.00	1	1	0	0	0	2.0	1	0	0	0	0	1	1	0	0	.143
	FCL Phillies	3-0	1.32	6	3	0	0	1	27.1	13	6	4	2	4	20	23	4	2	.148
	Clearwater	0-1	2.63	6	3	0	0	0	13.2	8	7	4	3	3	6	11	0	0	.167
Minors Totals		3-1	1.67	13	7	0	0	1	43.0	22	13	8	5	7	27	35	4	2	.154

GRAVES, WILLIAM MAVIS (Mavis)... **LHP...** **B-T:** L-L... **HT:** 6-6; **WT:** 219... **BORN:** November 20, 2003, Greenville, SC... **RESIDES:** Greer, SC... **HOW OBTAINED:** Selected by Phillies in 6th round of 2022 MLB Draft... **SIGNED BY:** Aaron Jersild... **EDUCATION:** 2022 graduate of Eastside HS (SC).

2024: Spent the season with Clearwater (A)... Led the Florida State League with 12.54 SO/9.0 IP (min. 80.0 IP)... Ranked 4th in the FSL in SO and was T-8th in wins... Named Phillies Minor League Pitcher of the Month in May after going 3-0 with a 2.95 ERA (7 ER, 21.1 IP), 29 SO, 7 BB and a 0.89 WHIP (12 H, 7 BB) in 4 games (3 starts)... From 4/7-6/25, went 6-3 with a 2.48 ERA (16 ER, 58.0 IP) and 87 SO (13.50 SO/9.0 IP) in 12 games (11 starts)... Named FSL Pitcher of the Week (5/20-26)... His 3-game streak with at least 10 SO from 6/8-25 was the longest such streak in the FSL... **2023:** Began professional career with the Florida Complex League Phillies (R)... Was tied for the lead in the FCL in starts and ranked 10th in SO... Led all Rookie-level players in the Phillies organization in starts... Led FCL Phillies in SO... Averaged 11.91 SO/9.0 IP... **2022:** Participated in Florida instructional League.

YEAR	CLUB	W-L	ERA	G	GS	CG	SHO	SV	IP	H	R	ER	HR	HB	BB	SO	WP	BK	AVG
2023	FCL Phillies	0-4	7.68	11	#11	0	0	0	34.0	35	33	29	4	5	29	45	8	2	.273
2024	Clearwater	7-6	3.64	18	16	0	0	0	84.0	77	41	34	3	6	36	117	6	1	.238
Minors Totals		7-10	4.81	29	27	0	0	0	118.0	112	74	63	7	11	65	162	14	3	.248

Tied for league lead

GRESHAM, TANNER WILLIAM... **RHP...** **B-T:** L-R... **HT:** 6-3; **WT:** 217... **BORN:** September 23, 2001, Charlotte, NC... **RESIDES:** Charlotte... **HOW OBTAINED:** Signed by Phillies as a non-drafted free agent, 8/13/24... **SIGNED BY:** Casey Fahy... **EDUCATION:** Attended United States Military Academy (NY)... 2020 graduate of Hopewell HS (NC)... **MISC:** Named Patriot League Pitcher of the Year after going 5-1 with a 2.90 ERA (19 ER, 59.0 IP) and 56 SO in 2023... Named First Team All-Patriot League in 2022 and 2023.

GUERRA, YORDANIS... **OF...** **B-T:** L-L... **HT:** 6-3; **WT:** 210... **BORN:** September 19, 2006, San Pedro de Macoris, DR... **RESIDES:** San Pedro de Macoris... **HOW OBTAINED:** Signed by Phillies as an amateur free agent, 1/15/25... **SIGNED BY:** Eduardo Soriano.

GUILLEN, EDUARDO ANTONIO... **OF...** **B-T:** L-L... **HT:** 5-11; **WT:** 182... **BORN:** March 12, 2008, La Habana, Cuba... **RESIDES:** Santo Domingo, DR... **HOW OBTAINED:** Signed by Phillies as an amateur free agent, 1/15/25... **SIGNED BY:** Victor Santana.

GUZMAN, JORGE ADRIEL... **LHP...** **B-T:** L-L... **HT:** 6-0; **WT:** 199... **BORN:** March 17, 2007, Guadalajara, MX... **RESIDES:** Guadalajara... **HOW OBTAINED:** Signed by Phillies as an amateur free agent, 1/15/24... **SIGNED BY:** Charlie Gastelum.

2024: Began professional career with Dominican Summer League Phillies White (R)... Picked up his first win on 6/26 at DSL Arizona Black (1.2 IP, ER, 2 SO)... Did not allow a hit to a LHH in 16 AB.

YEAR	CLUB	W-L	ERA	G	GS	CG	SHO	SV	IP	H	R	ER	HR	HB	BB	SO	WP	BK	AVG
2024	DSL Phillies-W	1-2	7.20	13	0	0	0	0	25.0	30	20	20	3	2	14	31	7	0	.300

HARPER, DANIEL HAYES... **RHP...** **B-T:** R-R... **HT:** 6-4; **WT:** 228... **BORN:** June 1, 1999, Merriam, KS... **RESIDES:** Fairway, KS... **HOW OBTAINED:** Selected by Phillies in 17th round of 2022 MLB Draft... **SIGNED BY:** Timi Moni... **EDUCATION:** 2022 graduate of the University of Kentucky... 2017 graduate of Bishop Miege HS (KS).

2024: Started the season with Jersey Shore (A)... Ranked T-5th in the South Atlantic League in SV... Struck out 36.5% of batters with the BlueClaws (38-104)... His 8-game scoreless streak (9.1 IP) from 5/3-26 was the longest such streak by a Jersey Shore player... Promoted to Reading (AA) on 6/24... Had a 2.14 ERA (5 ER, 21.0 IP) over a 17-game span from 7/5-9/4... **2023:** Began the season on IL (right elbow surgery)... Reinstated by Clearwater (A) on 6/9... Earned his first professional win on 8/19 vs Dunedin (2.0 IP, 0 R)... Had 3 SO in 4.0 IP over 2 scoreless playoff outings... **2022:** Began professional career with Clearwater... Made his pro debut, 8/12 vs St. Lucie... Did not allow an ER in 6 of 7 appearances... Participated in Florida Instructional League.

YEAR	CLUB	W-L	ERA	G	GS	CG	SHO	SV	IP	H	R	ER	HR	HB	BB	SO	WP	BK	AVG
2022	Clearwater	0-0	1.08	7	0	0	0	1	8.1	9	3	1	0	0	3	7	0	0	.281
2023	Clearwater	2-1	6.42	23	0	0	0	1	33.2	42	26	24	1	0	25	27	5	2	.313
2024	Jersey Shore	0-3	2.08	23	0	0	0	7	26.0	15	9	6	1	1	10	38	2	1	.163
	Reading	3-1	3.60	21	0	0	0	2	25.0	24	11	10	2	1	10	23	0	0	.270
Minors Totals		5-5	3.97	74	0	0	0	11	93.0	90	49	41	4	2	48	95	7	3	.259

HAYES, TITAN BAIRD... **RHP...** **B-T:** R-R... **HT:** 6-2; **WT:** 219... **BORN:** November 12, 2001, Enid, OK... **RESIDES:** Tuttle, OK... **HOW OBTAINED:** Selected by Phillies in 11th round of 2024 MLB Draft... **SIGNED BY:** Timi Moni... **EDUCATION:** Attended Austin Peay State University (TN), Cisco College (TX), San Jacinto College, North Campus (TX) and Cowley College (KS)... 2020 graduate of Enid HS (OK).

2024: Began professional career with Clearwater (A)... Earned his first SV on 9/5 vs St. Lucie.

YEAR	CLUB	W-L	ERA	G	GS	CG	SHO	SV	IP	H	R	ER	HR	HB	BB	SO	WP	BK	AVG
2024	Clearwater	0-1	3.86	6	0	0	0	1	7.0	4	4	3	1	1	5	5	1	0	.190

HEJKA, JOSH... RHP... B-T: R-R... **HT:** 5-11; **WT:** 190... **BORN:** March 20, 1997, Dearborn, MI... **RESIDES:** Dearborn... **HOW OBTAINED:** Acquired from NYM in exchange for cash considerations, 2/5/25... **EDUCATION:** Attended Johns Hopkins University (MD)... 2015 graduate of Divine Child HS (MI)... **MISC:** Originally signed by NYM as a non-drafted free agent, 6/27/19... In 2019 at JHU, set the single-season appearance record with 25 and finished his collegiate career as the program's all-time leader in SV with 15... **SIGNED BY:** Bryan Hayes.

2024: Began the season with Brooklyn (A) in the NYM organization... South Atlantic League rankings from the beginning of the season through June (min. 35.0 IP): 5th in ERA & WHIP (0.95) and 10th in OPP AVG... Promoted to Binghamton (AA) on 7/1 and to Syracuse (AAA) on 9/6... Transferred back to Binghamton on 9/12... **2023:** Missed the entire season (right elbow surgery)... **2022:** Started the season with Brooklyn and made 6 scoreless appearances before being promoted to Binghamton on 5/2... Made 2 appearances with Syracuse before finishing the season with Binghamton... Had a career-high 5 SO on 8/28 vs Worcester... **2021:** Pitched for Brooklyn, Binghamton and Syracuse... Held RHH to a .174 AVG (4-23) with Binghamton... Posted a 2.45 ERA (10 ER, 36.2 IP) over his final 18 games with Brooklyn... **2020:** Did not pitch... **2019:** Began professional career with Kingsport (R) and also pitched for Brooklyn... Started his career with 13 consecutive scoreless outings (10.2 IP)... Earned his first win on 8/6 vs Hudson Valley... Overall, 20 of his 22 outings were scoreless.

YEAR	CLUB	W-L	ERA	G	GS	CG	SHO	SV	IP	H	R	ER	HR	HB	BB	SO	WP	BK	AVG
2019	Kingsport	0-0	0.00	11	0	0	0	3	8.1	4	0	0	0	0	2	10	0	0	.129
	Brooklyn	2-0	2.25	11	0	0	0	1	12.0	13	5	3	0	2	3	14	1	0	.260
2020	Did not pitch																		
2021	Brooklyn	2-1	3.28	24	0	0	0	1	49.1	58	30	18	1	5	11	40	1	0	.296
	Binghamton	0-0	3.72	6	0	0	0	0	9.2	5	4	4	0	4	1	6	0	0	.147
	Syracuse	0-0	10.13	3	0	0	0	0	2.2	7	3	3	1	0	1	1	0	0	.467
2022	Brooklyn	1-0	0.00	6	0	0	0	1	7.2	5	0	0	0	0	2	10	0	0	.179
	Binghamton	4-2	4.99	25	0	0	0	1	39.2	49	28	22	4	3	18	38	3	1	.302
	Syracuse	0-1	8.53	2	2	0	0	0	6.1	7	6	6	2	2	2	7	1	0	.292
2023	Injured – Did not pitch																		
2024	Brooklyn	1-2	1.77	22	0	0	0	5	35.2	25	9	7	0	4	9	31	0	0	.195
	Binghamton	0-1	6.30	14	0	0	0	0	20.0	27	15	14	3	3	5	17	2	0	.310
	Syracuse	0-0	16.20	2	0	0	0	0	1.2	5	7	3	0	3	0	0	1	0	.500
Minors Totals		10-7	3.73	126	2	0	0	12	193.0	205	107	80	11	26	54	174	9	1	.268

HEREDIA, JOEL... RHP... B-T: R-R... **HT:** 6-6; **WT:** 216... **BORN:** January 15, 2004, Santo Domingo, DR... **RESIDES:** Santo Domingo... **HOW OBTAINED:** Signed by Phillies as an amateur free agent, 7/29/22... **SIGNED BY:** Victor Santana.

2024: Spent the season with Dominican Summer League Phillies White (R)... Was tied for the team lead in starts... Went 3-2 with a 2.33 ERA (10 ER, 38.2 IP) over his first 9 games (8 starts) of the season... Pitched a career-high 7.0 innings on 7/16 vs DSL Rockies... **2023:** Began professional career with DSL Phillies Red... Was tied for the club lead in starts... Earned his first win on 8/3 at DSL Tigers 2 (5.0 IP, 0 ER, 6 SO)... Assigned to DSL Phillies White on 8/26.

YEAR	CLUB	W-L	ERA	G	GS	CG	SHO	SV	IP	H	R	ER	HR	HB	BB	SO	WP	BK	AVG
2023	DSL Phillies-R	1-4	4.89	11	10	0	0	0	35.0	35	28	19	2	#12	23	33	6	1	.269
2024	DSL Phillies-W	3-3	3.97	12	11	0	0	0	47.2	49	30	21	0	5	16	35	9	1	.268
Minors Totals		4-7	4.35	23	21	0	0	0	82.2	84	58	40	2	17	39	68	15	2	.268

Tied for league lead

HEREDIA, RAYLIN... OF... B-T: R-R... **HT:** 6-0; **WT:** 212... **BORN:** November 10, 2003, Santo Domingo, DR... **RESIDES:** Santo Domingo... **HOW OBTAINED:** Signed by Phillies as an amateur free agent, 1/15/21... **SIGNED BY:** Carlos Salas and Juan Feliciano.

2024: Played for Clearwater (A)... Florida State League rankings: T-2nd in triples and T-7th in SF... On the IL from 4/13-30 (right ankle sprain)... Drove in a career-high 5 runs on 7/24 (gm 1) at Tampa... Appeared in 63 games in RF and 4 games in CF... Placed on the IL on 8/12 through the remainder of the season (right hand fracture)... Following the season, rated as having the best outfield arm in the Phillies farm system by *Baseball America*... **2023:** Began the year with Florida Complex League Phillies (R) and led the team in hits... Was tied for the lead in the FCL in triples, ranked 3rd in AVG, SLG & OPS, 5th in OBP, was T-8th in XBH (17) and ranked 9th in TB (75)... Had 8-game hitting streaks from 6/5-17 and 6/29-7/13, tied for the longest by an FCL Phillies player... Named Phillies Minor League Hitter of the Month in June after slashing .377/.443/.639 (1.082 OPS) with 5 2B, 3B, 3 HR, 15 RBI and 4 SB in 70 PA... Promoted to Clearwater on 8/14... Earned MLB Pipeline Prospect Team of the Week honors (9/4-11) after going 10-for-17 (.588 AVG) with 2 2B, 3B, HR, 5 RBI and a 1.611 OPS in 18 PA... Named Florida State League Player of the Week (9/4-10)... Played in 5 playoff games for Clearwater... **2022:** Spent season with Dominican Summer League Phillies White (R)... Ranked 2nd on the team (min. 100 PA) in SLG, 3rd in OPS and 5th in AVG... Posted a slash line of .290/.338/.548 in 19 July games (68 PA)... Slashed .417/.481/.667 (1.148 OPS) in 27 PA over 6 playoff games... Participated in Florida Instructional League... **2021:** Began professional career with DSL Phillies Red... Made his pro debut, 7/24 vs DSL Phillies White.

YEAR	CLUB	AVG	G	AB	R	H	2B	3B	HR	RBI	SH	SF	HP	BB	SO	SB	CS	OBP	SLG	OPS	E
2021	DSL Phillies-R	.500	2	4	0	2	0	0	0	1	0	0	0	0	1	0	0	.500	.500	1.000	0
2022	DSL Phillies-W	.273	51	172	27	47	16	5	2	33	0	2	3	13	49	7	1	.332	.459	.791	1
2023	FCL Phillies	.326	35	141	30	46	9	#4	4	25	0	1	5	17	42	7	3	.415	.532	.947	6
	Clearwater	.288	18	66	9	19	3	1	1	9	0	1	0	6	23	4	0	.342	.409	.751	1
2024	Clearwater	.245	70	257	43	63	11	6	8	42	1	5	5	21	97	9	4	.309	.428	.737	3
Minors Totals		.277	176	640	109	177	39	16	15	110	1	9	13	57	212	27	8	.344	.458	.802	11

Tied for league lead

HERNÁNDEZ, DAVID GERARDO... LHP... **B-T:** L-L... **HT:** 6-1; **WT:** 165... **BORN:** May 21, 2007, Culiacán Rosales, MX... **RESIDES:** Culiacán, MX... **HOW OBTAINED:** Signed by Phillies as an amateur free agent, 1/15/25... **SIGNED BY:** Charlie Gastelum.

HERNÁNDEZ, FERNANDO JESÚS... INF... **B-T:** R-R... **HT:** 5-11; **WT:** 185... **BORN:** March 30, 2003, Cabudare, VZ... **RESIDES:** Cabudare... **HOW OBTAINED:** Signed by Phillies as an amateur free agent, 7/2/19... **SIGNED BY:** Rafael Álvarez and Franklin Rojas.

2024: Played in 1 game for Dominican Summer League Phillies Red (R)... **2023:** Began the season with DSL Phillies White... Scored a career-high 3 runs on 6/10 at DSL Arizona Black... Assigned to DSL Phillies Red on 7/19... Slashed .321/.441/.429 (.870 OPS) in 12 August games (34 PA)... Led all Phillies minor league players in OBP (min. 100 PA)... Had a 20.2% BB rate (21 BB, 104 PA) in total with both clubs... Against RHP, had a .339 AVG (21-62) with 19 BB and a .512 OBP... **2022:** Spent season with DSL Phillies Red... Recorded a .360 OBP in 14 June games (50 PA)... Made starts at every infield position and combined to record a .972 fielding percentage... **2021:** Began professional career with DSL Phillies Red... Made starts at 2nd base, 3rd base and SS... Did not commit an error in 54 total chances at 3rd base... **2020:** Did not play.

YEAR	CLUB	AVG	G	AB	R	H	2B	3B	HR	RBI	SH	SF	HP	BB	SO	SB	CS	OBP	SLG	OPS	E
2020	Did not play																				
2021	DSL Phillies-R	.274	37	106	18	29	6	0	0	9	0	0	5	15	30	11	4	.389	.330	.719	4
2022	DSL Phillies-R	.179	48	145	21	26	7	2	2	21	0	2	3	20	36	6	3	.288	.297	.585	5
2023	DSL Phillies-W	.304	21	46	9	14	3	0	0	9	0	0	2	13	13	3	2	.475	.370	.845	3
	DSL Phillies-R	.281	16	32	10	9	1	1	0	8	0	0	3	8	4	0	2	.465	.375	.840	6
	DSL Combined	.295	37	78	19	23	4	1	0	17	0	0	5	21	17	3	4	.471	.372	.843	9
2024	DSL Phillies-R	.000	1	1	0	0	0	0	0	0	0	0	0	0	0	0	0	.000	.000	.000	0
Minors Totals		.236	123	330	58	78	17	3	2	47	0	2	13	56	83	20	11	.367	.324	.691	18

HERNANDEZ, LUIS EDUARDO... C... **B-T:** L-R... **HT:** 6-0; **WT:** 194... **BORN:** September 29, 2007, Valencia VZ... **RESIDES:** San Joaquín, VZ... **HOW OBTAINED:** Signed by Phillies as an amateur free agent, 1/15/25... **SIGNED BY:** Jonatan Hernández.

HERNANDEZ, MAXWEL ELIEZER... RHP... **B-T:** R-R... **HT:** 6-0; **WT:** 241... **BORN:** May 14, 2003, Santo Domingo, DR... **RESIDES:** Villa Altagracia, DR... **HOW OBTAINED:** Signed by Phillies as an amateur free agent, 10/26/21... **SIGNED BY:** José Guzman.

2024: Pitched for Florida Complex League Phillies (R)... Went 3-1 with a 2.37 ERA (5 ER, 19.0 IP), 14 SO, a 1.00 WHIP (12 H, 7 BB) and a .182 OPP AVG (12-66) over his final 6 games (2 starts)... **2023:** Spent the season with Dominican Summer League Phillies White (R)... Led the team in IP... Went 2-0 with a 1.93 ERA (4 ER, 18.2 IP) and held hitters to a .164 AVG (11-67) in 4 July starts... Was the only Phillies Rookie-level pitcher to throw a complete game (9.0 IP, ER, 7 SO on 8/4 at DSL Angels)... Allowed 1 ER or fewer in 7 of his 10 starts... Limited LHH to a .179 (14-78) AVG... Went 4.0 scoreless innings with 4 SO in his lone postseason start at DSL Angels on 8/24... **2022:** Led all Phillies short-season pitchers (min. 40.0 IP) in ERA, OPP AVG, WHIP (0.81) & SO and was tied for the lead in games started... Led all qualifying DSL pitchers in ERA and OPP AVG... Began professional career with DSL Phillies White... Made his pro debut, 6/7 at DSL Tigers 1... Did not allow an earned run in his first 4 career starts (17.2 IP)... Held LHH to a .102 AVG (5-49)... Went 1-0 with a 0.82 ERA (ER, 11.0 IP) in 2 playoff starts... Named a *Baseball America* Rookie All-Star.

YEAR	CLUB	W-L	ERA	G	GS	CG	SHO	SV	IP	H	R	ER	HR	HB	BB	SO	WP	BK	AVG
2022	DSL Phillies-W	3-2	*0.72	11	11	0	0	0	49.2	24	9	4	1	9	16	51	4	2	*.140
2023	DSL Phillies-W	3-0	2.76	10	10	1	0	0	45.2	34	17	14	2	1	23	40	4	1	.201
2024	FCL Phillies	3-3	4.95	12	8	0	0	0	40.0	43	23	22	0	4	25	30	1	1	.289
Minors Totals		9-5	2.66	33	29	1	0	0	135.1	101	49	40	3	14	64	121	9	4	.207

* League leader

HETTIGER, KEHDEN JOHN... C... **B-T:** S-R... **HT:** 6-1; **WT:** 214... **BORN:** May 25, 2004, Los Angeles, CA... **RESIDES:** Palmdale, CA... **HOW OBTAINED:** Selected by Phillies in 11th round of 2023 MLB Draft... **SIGNED BY:** Zach Friedman... **EDUCATION:** 2023 graduate of Sierra Canyon School (CA)... **MISC:** In 2023, slashed .350/.495/.658 (1.153 OPS) with 13 XBH (6 HR) and 26 BB in 112 PA during his senior spring season.

2024: Spent the season with Clearwater (A)... Ranked 7th in the Florida State League in BB... On the IL from 7/3-22 (left hamstring strain)... Posted a .417 OBP with a .444 SLG (.861 OPS) in August (72 PA)... Played in 1 playoff game... **2023:** Began professional career with Florida Complex League Phillies (R)... Threw out 46.7% (7-15) of attempted base stealers... Had at least 1 BB in 5 consecutive games from 8/11-21, tied for the longest such streak by a Phillies Rookie-level player.

YEAR	CLUB	AVG	G	AB	R	H	2B	3B	HR	RBI	SH	SF	HP	BB	SO	SB	CS	OBP	SLG	OPS	E
2023	FCL Phillies	.190	10	21	5	4	1	0	0	3	0	0	0	6	7	0	1	.370	.238	.608	0
2024	Clearwater	.195	68	226	37	44	9	1	5	30	0	2	3	57	68	4	1	.361	.310	.671	8
Minors Totals		.194	78	247	42	48	10	1	5	33	0	2	3	63	75	4	2	.362	.304	.666	8

HIGHFILL, SAMUEL OWEN (Sam)... **RHP**... **B-T:** R-R... **HT:** 6-3; **WT:** 206... **BORN:** November 30, 2000, Cary, NC... **RESIDES:** Apex, NC... **HOW OBTAINED:** Signed by Phillies as a non-drafted free agent, 7/23/24... **SIGNED BY:** Kellan McKeon... **EDUCATION:** Attended North Carolina State University... 2019 graduate of Apex HS (NC).

2024: Began professional career with Clearwater (A), making his debut on 8/22 vs Dunedin... Pitched in 1 postseason game on 9/10 at Lakeland (4.0 IP, ER, 2 SO).

YEAR	CLUB	W-L	ERA	G	GS	CG	SHO	SV	IP	H	R	ER	HR	HB	BB	SO	WP	BK	AVG
2024	Clearwater	0-1	6.43	3	1	0	0	0	7.0	9	6	5	0	0	5	10	0	0	.290

HILL, CAMRON ROSS... **LHP**... **B-T:** L-L... **HT:** 6-5; **WT:** 212... **BORN:** June 15, 2003, Atlanta, GA... **RESIDES:** Fayetteville, GA... **HOW OBTAINED:** Selected by Phillies in 8th round of 2024 MLB Draft... **SIGNED BY:** Aaron Jersild... **EDUCATION:** Attended Georgia Institute of Technology... 2021 graduate of Whitewater HS (GA).

HOPEWELL, CHASE ROBERT... **RHP**... **B-T:** R-R... **HT:** 6-4; **WT:** 202... **BORN:** January 23, 2001, Cincinnati, OH... **RESIDES:** Cincinnati... **HOW OBTAINED:** Signed by Phillies as a non-drafted free agent, 7/19/23... **SIGNED BY:** Timi Moni... **EDUCATION:** Attended University of Cincinnati and University of Findlay (OH)... 2019 graduate of Stephen T. Badin HS (OH).

2024: Pitched for Clearwater (A)... Earned his first professional SV on 4/20 at Dunedin... Placed on the IL on 7/22 for the remainder of the season (left oblique strain)... **2023:** Began professional career with Florida Complex League Phillies (R), making his debut on 8/19 vs FCL Tigers.

YEAR	CLUB	W-L	ERA	G	GS	CG	SHO	SV	IP	H	R	ER	HR	HB	BB	SO	WP	BK	AVG
2023	FCL Phillies	0-0	13.50	2	0	0	0	0	2.0	3	3	3	1	0	2	4	2	0	.333
2024	Clearwater	0-3	7.20	23	0	0	0	2	30.0	38	25	24	5	0	15	28	7	1	.314
Minors Totals		0-3	7.59	25	0	0	0	2	32.0	41	28	27	6	0	17	32	9	1	.315

IZAGUIRRE, NIEVES JESUS JUNIOR... **INF**... **B-T:** R-R... **HT:** 5-9; **WT:** 160... **BORN:** January 9, 2008, Maiquetia, VZ... **RESIDES:** La Sabana, VZ... **HOW OBTAINED:** Signed by Phillies as an amateur free agent, 1/15/25... **SIGNED BY:** Franklin Rojas.

JEAN, ENDERSON... **RHP**... **B-T:** R-R... **HT:** 6-2; **WT:** 199... **BORN:** September 21, 2004, Mao, DR... **RESIDES:** Mao... **HOW OBTAINED:** Signed by Phillies as an amateur free agent, 3/13/23... **SIGNED BY:** Luis García.

2024: Spent the season with Dominican Summer League Phillies White (R)... Led the team in ERA and OPP AVG (min. 20.0 IP) and was tied for the team lead in games pitched... Pitched 1.2 scoreless innings with 3 SO in the DSL All-Star Game on 7/21... Did not allow an ER in his first 10 outings (15.1 IP)... Held RHH to a .115 AVG (6-52)... **2023:** On the restricted list from 6/4-7/19... Made professional debut with DSL Phillies Red on 7/22 at DSL Giants Black.

YEAR	CLUB	W-L	ERA	G	GS	CG	SHO	SV	IP	H	R	ER	HR	HB	BB	SO	WP	BK	AVG
2023	DSL Phillies-R	1-1	12.27	6	0	0	0	0	7.1	5	10	10	0	2	12	5	6	0	.217
2024	DSL Phillies-W	2-2	1.96	15	0	0	0	3	23.0	12	12	5	1	3	22	29	13	1	.148
Minors Totals		3-3	4.45	21	0	0	0	3	30.1	17	22	15	1	5	34	34	19	1	.163

JIMÉNEZ, ESTIBENZON JOSÉ... **RHP**... **B-T:** R-R... **HT:** 6-1; **WT:** 219... **BORN:** January 25, 2002, San Felipe, VZ... **RESIDES:** Yumare, VZ... **HOW OBTAINED:** Signed by Phillies as an amateur free agent, 11/27/19... **SIGNED BY:** Rafael Álvarez and William Mota.

2024: Spent the season with Jersey Shore (A)... Had a career-high 10 SO on 5/30 vs Brooklyn... Held batters to a .192 AVG (10-52) in 6 August games (1 start)... **2023:** Began the year on the IL... Activated by Clearwater (A) on 4/27 and spent the season with the Threshers... Was T-8th in the Florida State League in starts... Led the Threshers in starts and IP... Had a 2.16 ERA (6 ER, 25.0 IP) in 5 starts in July... Pitched in 2 postseason games, going 0-1 with a 3.86 ERA (3 ER, 7.0 IP), SV and 12 SO... **2022:** Spent majority of season with Florida Complex League Phillies (R)... Finished the season with Clearwater... Named FSL Pitcher of the Week (9/5-11)... Struck out 27.5% (49-178) of total batters faced... **2021:** Began professional career with Dominican Summer League Phillies White (R)... Among all Phillies minor league pitchers (min. 45.0 IP), posted the lowest WHIP (0.82) and 2nd-lowest ERA (1.59)... His 6 wins ranked T-6th in the DSL... In 13 relief appearances, posted a 0.76 ERA (3 ER, 35.1 IP) and 0.71 WHIP... Held LHH to a .093 AVG (5-54) and .336 OPS... **2020:** Did not pitch.

YEAR	CLUB	W-L	ERA	G	GS	CG	SHO	SV	IP	H	R	ER	HR	HB	BB	SO	WP	BK	AVG
2020	Did not pitch																		
2021	DSL Phillies-W	6-0	1.59	16	3	0	0	2	45.1	24	13	8	2	7	13	41	2	1	.154
2022	FCL Phillies	2-2	2.29	12	3	0	0	1	35.1	29	12	9	0	1	10	37	1	0	.225
	Clearwater	0-0	3.00	2	2	0	0	0	9.0	5	3	3	2	1	2	12	0	1	.152
2023	Clearwater	4-8	3.60	21	19	0	0	0	90.0	83	41	36	10	7	39	78	5	2	.245
2024	Jersey Shore	4-#11	7.02	27	14	0	0	0	82.0	104	76	64	11	9	32	85	6	1	.301
Minors Totals		16-21	4.13	78	41	0	0	3	261.2	245	145	120	25	25	96	253	14	5	.245

Tied for league lead

JIMENEZ, MANOLFI ... OF ... B-T: L-L... **HT:** 6-0; **WT:** 212... **BORN:** November 14, 2004, Santo Domingo, DR... **RESIDES:** Santo Domingo... **HOW OBTAINED:** Signed by Phillies as an amateur free agent, 1/15/22... **SIGNED BY:** Carlos Salas and Luis García.

2024: Played for Florida Complex League Phillies (R)... Slashed .357/.400/.536 (.936 OPS) in 10 July games (30 PA)... Slashed .303/.356/.455 (.811 OPS) with 3 HR in 73 PA against RHP... Posted a 1.000 fielding percentage while playing all 3 OF positions (48 TC)... **2023:** Began the season with Dominican Summer League Phillies Red (R)... Slashed .345/.394/.552 (.946 OPS) during his 8-game hitting streak from 6/13-24... Assigned to DSL Phillies White on 8/10... Produced a .353/.522/.412 (.934 OPS) slash line with 4 BB in 6 postseason games (23 PA)... **2022:** Began professional career with DSL Phillies White... Made his pro debut, 6/6 at DSL Giants Black... Posted a slash line of .317/.362/.429 in 18 June games (70 PA)... Played in 7 postseason games.

YEAR	CLUB	AVG	G	AB	R	H	2B	3B	HR	RBI	SH	SF	HP	BB	SO	SB	CS	OBP	SLG	OPS	E
2022	DSL Phillies-W	.246	49	167	26	41	9	1	2	24	0	4	2	12	28	3	1	.297	.347	.644	0
2023	DSL Phillies-R	.258	37	124	16	32	10	1	1	18	0	3	2	10	24	8	6	.317	.379	.696	1
	DSL Phillies-W	.154	8	26	4	4	0	0	0	2	0	0	0	5	1	1	0	.290	.154	.444	0
	DSL Combined	.240	45	150	20	36	10	1	1	20	0	3	2	15	25	9	6	.312	.340	.652	1
2024	FCL Phillies	.261	31	92	17	24	2	0	3	13	0	1	2	6	22	3	3	.317	.380	.697	0
Minors Totals		.247	125	409	63	101	21	2	6	57	0	8	6	33	75	15	10	.307	.352	.659	1

JULIO, JORGE ANDRES ... OF ... B-T: R-R... **HT:** 6-1; **WT:** 235... **BORN:** August 4, 2006, Barquisimeto, VZ... **RESIDES:** Barquisimeto... **HOW OBTAINED:** Signed by Phillies as an amateur free agent, 1/15/23... **SIGNED BY:** Franklin Rojas.

2024: Spent the season with Dominican Summer League Phillies White (R)... Led all Phillies short-season minor leaguers in triples... Slashed .325/.413/.500 (.913 OPS) in June (46 PA)... Batted .311 (14-45) with a .407 OBP, 3 2B, 3B and 16 RBI in 54 PA with RISP... Posted a 1.000 fielding percentage in 126 total chances at 1st base, LF and RF... **2023:** Began professional career with DSL Phillies White... Appeared in 13 games (11 starts) in RF and 2 games in LF (both starts)... Had a 22.9% (11 BB, 48 PA) BB rate... Assigned to DSL Phillies Red on 8/21.

YEAR	CLUB	AVG	G	AB	R	H	2B	3B	HR	RBI	SH	SF	HP	BB	SO	SB	CS	OBP	SLG	OPS	E
2023	DSL Phillies-W	.171	16	35	6	6	3	0	0	3	1	0	1	11	14	2	2	.383	.257	.640	2
2024	DSL Phillies-W	.276	42	123	22	34	7	4	0	17	0	1	3	21	19	4	2	.392	.398	.790	0
Minors Totals		.253	58	158	28	40	10	4	0	20	1	1	4	32	33	6	4	.390	.367	.757	2

KARAFFA, NATHAN THOMAS ... RHP ... B-T: R-R... **HT:** 6-1; **WT:** 215... **BORN:** January 4, 2001, Wheeling, WV... **RESIDES:** Toronto, OH... **HOW OBTAINED:** Selected by Phillies in 20th round of 2022 MLB Draft... **SIGNED BY:** Timi Moni... **EDUCATION:** Attended Ohio State University... 2019 graduate of Toronto HS... **MISC:** In high school, was named the 2019 Ohio Division IV Player of the Year... Was named First Team All-Ohio three times.

2024: Made 4 scoreless appearances with Jersey Shore (A) before being placed on the IL on 4/21 for the remainder of the season (right elbow surgery)... **2023:** Began professional career with Florida Complex League Phillies (R)... Earned his first professional win on 6/30 (gm 2) vs FCL Blue Jays (3.0 IP, 0 R)... Posted a 1.46 ERA (2 ER, 12.1 IP) and limited hitters to a .190 AVG (8-42) in 6 June appearances... Promoted to Clearwater (A) on 7/18... Had a 2.70 ERA (5 ER, 16.2 IP) in his last 9 outings with the Threshers... Appeared in 3 playoff games... **2022:** Missed the entire season (right elbow sprain).

YEAR	CLUB	W-L	ERA	G	GS	CG	SHO	SV	IP	H	R	ER	HR	HB	BB	SO	WP	BK	AVG	
2022	Injured – Did not pitch																			
2023	FCL Phillies	1-0	1.88	8	0	0	0	0	14.1	10	4	3	1	0	8	11	2	0	.204	
2024	Clearwater	0-0	3.72	11	0	0	0	1	19.1	21	12	8	2	2	13	14	4	0	.276	
	Jersey Shore	1-0	0.00	4	0	0	0	0	5.0	1	0	0	0	0	0	4	0	0	.059	
Minors Totals		2-0	2.56	23	0	0	0	1	38.2	32	16	11	3	2	21	29	6	0	.225	

KING, CHARLES FUGGITT (Chuck) ... RHP ... B-T: R-R... **HT:** 6-5; **WT:** 213... **BORN:** January 6, 1998, Coppell, TX... **RESIDES:** Irving, TX... **HOW OBTAINED:** Signed by Phillies as a non-drafted free agent, 2/2/24... **SIGNED BY:** Tommy Field... **EDUCATION:** Attended Texas Christian University... 2016 graduate of Coppell HS.

2024: Began professional career with Jersey Shore (A)... Before his IL stint from 6/10-7/22 (right oblique strain), 14 of his 18 appearances were scoreless... Made rehab appearances with Florida Complex League Phillies (R) and Clearwater (A)... Posted a 1.98 ERA (3 ER, 13.2 IP) in his final 9 games with the BlueClaws... Promoted to Reading (AA) on 9/11.

YEAR	CLUB	W-L	ERA	G	GS	CG	SHO	SV	IP	H	R	ER	HR	HB	BB	SO	WP	BK	AVG
2024	Jersey Shore	2-2	4.26	31	0	0	0	2	38.0	34	19	18	1	3	15	41	6	0	.238
	FCL Phillies	0-0	0.00	1	1	0	0	0	1.0	0	0	0	0	0	0	2	0	0	.000
	Clearwater	0-0	0.00	1	0	0	0	0	1.0	0	0	0	0	0	0	1	0	0	.000
	Reading	0-0	0.00	1	0	0	0	0	1.1	2	0	0	0	0	1	1	0	0	.333
Minors Totals		2-2	3.92	34	1	0	0	2	41.1	36	19	18	1	3	16	45	6	0	.232

LAURIANO, MAICOL, MANUEL ... RHP ... B-T: R-R... **HT:** 6-4; **WT:** 190... **BORN:** January 29, 2006, Santo Domingo, DR... **RESIDES:** Sabana Perdida, DR... **HOW OBTAINED:** Signed by Phillies as an amateur free agent, 1/20/25... **SIGNED BY:** Freylin Minyety.

LEE SANG, MARCUS JAMES... OF... B-T: L-L... **HT:** 6-0; **WT:** 224... **BORN:** January 2, 2001, Laurel, MD... **RESIDES:** Owings, MD... **HOW OBTAINED:** Selected by Phillies in 11th round of 2019 MLB Draft... **SIGNED BY:** Connor Betbeze... **EDUCATION:** 2019 graduate of Northern HS (MD).

2024: Started the season with Reading (AA)... Led the Fightin Phils in AB, runs and triples... Ranked T-6th in the Eastern League in triples and T-9th in SF... Promoted to Lehigh Valley (AAA) on 9/5... Placed on the IL on 9/11 (left oblique strain) through the remainder of the season... **2023:** Began the season with Jersey Shore (A)... South Atlantic League rankings: T-3rd in triples, 8th in OBP, T-9th in BB & runs and 10th in OPS... Led the BlueClaws in hits, triples and BB and was tied for the lead in doubles and AB... Named Phillies Minor League Hitter of the Month in May (27 games) after slashing .352/.491/.557 (1.048 OPS) with 5 2B, 2 3B, 3 HR, 18 RBI and 24 BB... Had an 18-game on-base streak from 6/8-29, the longest such streak by a Jersey Shore player... Had 2 triples on 8/4 vs Brooklyn, tying a club record... Promoted to Reading on 8/14... **2022:** Spent majority of season with Clearwater (A)... Promoted to Jersey Shore, 8/1... With Clearwater, ranked 3rd on the team in stolen bases... Made starts at every OF position... **2021:** Began and ended the season with Florida Complex League Phillies (R)... Also played for Clearwater... Was on the COVID-related IL, 8/3-9/1... Recorded a multi-HR game, 9/3 vs FCL Tigers East... Participated in Florida Instructional League... **2020:** Participated in FIL... **2019:** Began professional career with Gulf Coast League Phillies East (R)... Defensively, made starts at each OF position... Participated in FIL.

YEAR	CLUB	AVG	G	AB	R	H	2B	3B	HR	RBI	SH	SF	HP	BB	SO	SB	CS	OBP	SLG	OPS	E
2019	GCL Phillies-E	.224	36	125	8	28	2	2	2	16	0	2	0	11	42	6	4	.283	.320	.603	3
2020	Did not play																				
2021	FCL Phillies	.273	26	88	18	24	6	1	5	17	0	0	1	7	25	11	3	.333	.534	.867	2
	Clearwater	.212	11	33	0	7	1	0	0	5	0	0	0	4	11	0	0	.297	.242	.540	0
2022	Clearwater	.259	84	293	45	76	12	1	8	37	0	3	4	33	100	18	7	.339	.389	.728	5
	Jersey Shore	.254	18	71	11	18	2	1	3	7	0	0	3	5	21	1	2	.329	.437	.766	1
2023	Jersey Shore	.268	99	370	68	99	20	7	8	53	0	3	5	58	130	20	9	.372	.424	.796	4
	Reading	.195	25	87	9	17	6	0	3	6	0	0	1	11	33	2	1	.293	.368	.661	0
2024	Reading	.239	103	385	61	92	12	5	13	47	1	5	4	30	100	12	6	.297	.397	.694	5
	Lehigh Valley	.333	2	9	3	3	0	0	0	0	0	0	0	1	3	0	0	.400	.333	.733	0
Minors Totals		.249	404	1461	223	364	61	17	42	188	1	13	18	160	465	70	32	.328	.400	.728	20

LIRANZO, ANGEL MIGUEL... LHP... B-T: L-L... **HT:** 6-0; **WT:** 203... **BORN:** August 5, 2006, Sanchez, DR... **RESIDES:** Sanchez... **HOW OBTAINED:** Signed by Phillies as an amateur free agent, 1/15/23... **SIGNED BY:** Victor Santana.

2024: On the IL from 5/8-8/29 (left shoulder injury)... Earned the win in his lone appearance of the season with Clearwater (A) on 8/30 (gm 1) at Fort Myers... **2023:** Began professional career with Dominican Summer League Phillies White (R)... Led all DSL Phillies pitchers and ranked 2nd in the DSL in ERA (min. 30.0 IP)... Named a *Baseball America* Rookie All-Star... Had a 5.00 SO/BB ratio (15 SO, 3 BB) in 5 July appearances (3 starts)... Earned the win in his last 4 appearances from 7/28-8/19... Overall, 8 of his 10 outings were scoreless... As a reliever, did not allow a run in 14.1 IP and had a 0.84 WHIP (8 H, 4 BB)... Made 1 playoff appearance on 8/25 vs DSL Angels, striking out 2 in 1.0 scoreless inning.

YEAR	CLUB	W-L	ERA	G	GS	CG	SHO	SV	IP	H	R	ER	HR	HB	BB	SO	WP	BK	AVG
2023	DSL Phillies-W	5-0	0.89	10	4	0	0	0	30.1	16	3	3	0	0	8	30	2	1	.165
2024	Clearwater	1-0	3.86	1	0	0	0	0	2.1	1	1	1	0	0	3	2	1	0	.125
Minors Totals		6-0	1.10	11	4	0	0	0	32.2	17	4	4	0	0	11	32	3	1	.162

LOPEZ, EDUARDO ELIAS... OF... B-T: S-R... **HT:** 5-11; **WT:** 155... **BORN:** May 8, 2002, Tamboril, DR... **RESIDES:** Tamboril... **HOW OBTAINED:** Selected by Phillies from BOS in minor league phase of 2024 Rule 5 Draft... **MISC:** Originally signed with BOS as an amateur free agent, 7/2/18... **SIGNED BY:** Esau Medina and Eddie Romero.

2024: Played for Greenville (A) in the BOS organization... Slashed .370/.500/.741 (1.241 OPS) over 34 PA in July... Defensively, appeared in games at 1st base (39), in LF (3) and in RF (6)... **2023:** Spent the season with Greenville... Drove in a career-high 5 runs on 4/28 (gm 2) vs Hudson Valley... Had a .367 OBP in 256 PA from the beginning of the season through 7/31... Batted .320 (16-50) with 10 RBI in 17 July games... On the IL from 9/7 through the remainder of the season (right Achilles tendon inflammation)... **2022:** Played for Salem (A)... Was T-10th in the Carolina League in SF... On the IL 3 times: 4/8-21 (left Achilles tendon tendinitis), 6/5-15 (left wrist sprain) and 8/1-11 (left wrist sprain)... In 11 June games, slashed .351/.478/.405 (.883 OPS)... **2021:** Played in 9 games for Salem before being placed on the IL on 7/14 with right Achilles tendon inflammation through the remainder of the season... His IL stint included a rehab assignment with Florida Complex League Red Sox (R)... **2020:** Did not play... **2019:** Began professional career with Dominican Summer League Red Sox 1 (R)... Was T-4th in the DSL in triples... Posted a .393 OBP in 168 PA from 7/1-8/24... Made 48 starts in CF.

YEAR	CLUB	AVG	G	AB	R	H	2B	3B	HR	RBI	SH	SF	HP	BB	SO	SB	CS	OBP	SLG	OPS	E
2019	DSL Red Sox-1	.255	60	212	39	54	7	8	0	25	0	1	2	38	38	18	7	.372	.363	.735	4
2020	Did not play																				
2021	Salem	.206	9	34	5	7	1	0	0	5	0	0	1	8	15	0	0	.372	.235	.607	0
	FCL Red Sox	.333	2	6	1	2	0	0	0	3	0	0	0	0	0	0	0	.333	.333	.666	0
2022	Salem	.234	76	286	39	67	12	2	4	27	0	5	5	36	78	9	5	.325	.332	.657	2
2023	Greenville	.261	79	268	48	70	16	1	5	45	0	5	0	42	81	12	2	.356	.384	.740	3
2024	Greenville	.232	56	181	29	42	11	3	6	23	0	1	1	30	49	4	0	.343	.425	.768	2
Minors Totals		.245	282	987	161	242	47	14	15	128	0	12	9	154	261	43	14	.349	.367	.716	11

LOPEZ, GERARDO... RHP... B-T: R-R... **HT:** 5-11; **WT:** 211... **BORN:** July 30, 2005, San Pedro Tapanatepec, MX... **RESIDES:** San Pedro Tapanatepec... **HOW OBTAINED:** Signed by Phillies as an amateur free agent, 5/9/24... **SIGNED BY:** Charlie Gastelum.

2024: Began professional career with Dominican Summer League Phillies Red (R)... Posted a 1.72 ERA (3 ER, 15.2 IP) with 15 SO, a 0.83 WHIP (10 H, 3 BB) and a .185 OPP AVG (10-54) in 6 July games... Earned his first win on 7/18 vs DSL NYY Bombers (3.0 IP, 0 R, 2 SO).

YEAR	CLUB	W-L	ERA	G	GS	CG	SHO	SV	IP	H	R	ER	HR	HB	BB	SO	WP	BK	AVG
2024	DSL Phillies-R	2-2	4.75	13	2	0	0	0	30.1	28	16	16	1	7	10	30	5	1	.246

LORETO, FRANCISCO ARTURO... C... B-T: R-R... **HT:** 5-11; **WT:** 186... **BORN:** June 21, 2007, Maracay, VZ... **RESIDES:** Naguanagua, VZ... **HOW OBTAINED:** Signed by Phillies as an amateur free agent, 1/15/24... **SIGNED BY:** Jonatan Hernández.

2024: Began professional career with Dominican Summer League Phillies White (R)... Batted .297 (11-37) with a .435 OBP (46 PA) in 12 July games... Hit his first HR on 8/6 at DSL Rangers Blue... Started 1 game at 2nd base and 11 games at catcher.

YEAR	CLUB	AVG	G	AB	R	H	2B	3B	HR	RBI	SH	SF	HP	BB	SO	SB	CS	OBP	SLG	OPS	E
2024	DSL Phillies-W	.230	30	87	16	20	3	1	1	11	0	1	6	12	24	7	4	.358	.322	.680	3

MARQUEZ, DIEGO ALEJANDRO... RHP... B-T: R-R... **HT:** 6-1; **WT:** 210... **BORN:** June 10, 2006, Santa Rosa, VZ... **RESIDES:** Tocuyito, VZ... **HOW OBTAINED:** Signed by Phillies as an amateur free agent, 1/15/25... **SIGNED BY:** Jonatan Hernández.

MARQUEZ, RAMON RENE... RHP... B-T: R-R... **HT:** 6-2; **WT:** 182... **BORN:** September 19, 2005, Phoenix, AZ... **RESIDES:** Delicias, MX... **HOW OBTAINED:** Signed by Phillies as an amateur free agent, 1/15/25... **SIGNED BY:** Charlie Gastelum.

MARRERO, ELIAS... INF... B-T: L-R... **HT:** 6-1; **WT:** 181... **BORN:** September 1, 2007, La Romana, DR... **RESIDES:** La Romana... **HOW OBTAINED:** Signed by Phillies as an amateur free agent, 1/15/25... **SIGNED BY:** Víctor Santana.

MATA, ANGEL ALEXANDER... C... B-T: R-R... **HT:** 5-11; **WT:** 198... **BORN:** January 4, 2005, Cumaná, VZ... **RESIDES:** Cumaná... **HOW OBTAINED:** Signed by Phillies as an amateur free agent, 1/15/22... **SIGNED BY:** Carlos Salas and Ebert Velásquez.

2024: Did not play due to a right knee ACL injury... **2023:** Spent the season with Dominican Summer League Phillies White (R)... Slashed .378/.482/.444 (.926 OPS) in 13 August games (57 PA)... Hit .600 (15-25) during his 8-game hitting streak from 8/8-19... Had at least 2 hits in 3 straight games from 8/14-17, tied for the longest such streak by a DSL Phillies White player... Set a career high with 4 hits on 8/14 at DSL Twins... Defensively, appeared at 1st base and catcher, throwing out 46.7% (14-30) of attempted base stealers... Played in 5 postseason games... **2022:** Began professional career with DSL Phillies White... Threw out 51.3% (20-39) of runners attempting to steal... Made his pro debut, 6/6 at DSL Giants Black... In 9 August games, slashed .438/.500/.688 (18 PA)... Appeared in 6 playoff games.

YEAR	CLUB	AVG	G	AB	R	H	2B	3B	HR	RBI	SH	SF	HP	BB	SO	SB	CS	OBP	SLG	OPS	E
2022	DSL Phillies-W	.253	33	75	9	19	3	0	1	12	0	1	1	8	8	1	0	.329	.333	.662	5
2023	DSL Phillies-W	.277	44	141	20	39	10	1	0	24	0	2	3	22	23	3	4	.381	.362	.743	2
2024	Injured – Did not play																				
Minors Totals		.269	77	216	29	58	13	1	1	36	0	3	4	30	31	4	4	.364	.352	.716	7

MATHISON, CARTER... OF... **B-T:** L-L... **HT:** 6-2; **WT:** 200... **BORN:** January 26, 2003, Fort Wayne, IN... **RESIDES:** Fort Wayne... **HOW OBTAINED:** Selected by Phillies in 5th round of 2024 MLB Draft... **SIGNED BY:** Derrick Ross... **EDUCATION:** Attended Indiana University... 2021 graduate of Homestead HS (IN)... **MISC:** His 42 HR when he left Indiana were 6th-most in program history... Became the third player in Indiana history to hit 40 or more HR in their first 3 seasons, joining Kyle Schwarber and Alex Dickerson.

2024: Began professional career with Clearwater (A)... From his debut on 8/2 vs Jupiter through the end of the season, ranked 4th in the Florida State League in OBP (min. 40 PA)... On the IL from 8/7-20 (right knee bursitis)... Reached base safely in all 11 of his games... His 9-game BB streak from 8/21-end of season was tied for the 2nd-longest such streak in the FSL... Played in 2 postseason games.

YEAR	CLUB	AVG	G	AB	R	H	2B	3B	HR	RBI	SH	SF	HP	BB	SO	SB	CS	OBP	SLG	OPS	E
2024	Clearwater	.207	11	29	6	6	1	0	0	0	0	0	4	11	11	6	0	.477	.241	.718	2

MAYER, GUNNER TODD... RHP... **B-T:** R-R... **HT:** 6-6; **WT:** 220... **BORN:** July 27, 2000, Walnut Creek, CA... **RESIDES:** Danville, CA... **HOW OBTAINED:** Selected by Phillies in 5th round of 2019 MLB Draft... **SIGNED BY:** Joey Davis... **EDUCATION:** Attended San Joaquin Delta College (CA)... 2018 graduate of De La Salle HS (CA).

2024: Began the season with Jersey Shore (A)... Led the BlueClaws and was T-2nd in the South Atlantic League in games pitched... Among SAL relievers, his 11.62 SO/9.0 IP ranked 3rd (min. 50.0 IP)... Posted a 3.40 ERA (15 ER, 39.2 IP) with 52 SO (11.80 SO/9.0 IP) over his first 30 games with Jersey Shore... Promoted to Reading (AA) on 9/9... **2023:** Spent the season with Jersey Shore, where he finished tied for the staff lead in starts... Pitched a career-high 5.1 IP, the most by a Jersey Shore reliever, on 8/9 at Hudson Valley... Posted a 1.64 ERA (2 ER, 11.0 IP) in 3 relief appearances... **2022:** Spent season with Clearwater (A)... Was on the IL (5/7-7/8), which included a rehab assignment to Florida Complex League Phillies (R)... Struck out 31.7% (73-230) of total batters faced... Struck out a career-high 9 batters, 7/23 vs Bradenton (4.0 IP)... Participated in Florida Instructional League... **2021:** Pitched for Clearwater... Was on the IL twice: 5/11-6/28 (right shoulder impingement syndrome) and 8/3-30 (COVID-related IL)... Had a rehab assignment to FCL Phillies during his second IL stint... Overall, averaged 12.99 SO/9.0 IP (38 SO, 26.1 IP)... Participated in FIL... **2020:** Participated in FIL... **2019:** Made his professional debut with Gulf Coast League Phillies West (R)... Participated in FIL.

YEAR	CLUB	W-L	ERA	G	GS	CG	SHO	SV	IP	H	R	ER	HR	HB	BB	SO	WP	BK	AVG
2019	GCL Phillies-W	0-0	5.40	4	2	0	0	0	8.1	8	5	5	0	1	3	10	2	0	.250
2020	Did not pitch																		
2021	Clearwater	0-7	10.03	11	7	0	0	0	23.1	31	32	26	5	5	22	33	9	0	.320
	FCL Phillies	0-0	0.00	2	0	0	0	0	3.0	0	0	0	0	0	0	5	0	0	.000
2022	Clearwater	1-6	5.18	14	12	0	0	0	48.2	39	28	28	10	1	26	67	8	0	.215
	FCL Phillies	0-0	0.00	3	0	0	0	0	5.1	1	0	0	0	1	4	6	0	0	.059
2023	Jersey Shore	3-7	5.47	23	20	0	0	0	77.1	77	51	47	4	7	54	79	10	0	.265
2024	Jersey Shore	3-3	4.10	41	0	0	0	4	52.2	38	28	24	3	3	36	68	8	2	.207
	Reading	0-1	4.50	2	0	0	0	0	2.0	4	4	1	0	0	0	4	0	0	.400
Minors Totals		7-24	5.34	100	41	0	0	4	220.2	198	148	131	22	18	145	272	37	2	.241

McCOLLUM JR., THOMAS JO (Tommy)... RHP... **B-T:** R-R... **HT:** 6-5; **WT:** 277... **BORN:** June 8, 1999, Atlanta, GA... **RESIDES:** Clemmons, NC... **HOW OBTAINED:** Signed by Phillies as a non-drafted free agent, 7/20/21... **SIGNED BY:** Kellan McKeon... **EDUCATION:** Attended Wingate University (NC)... 2018 graduate of Calvary Day School (NC).

2024: Spent season with Reading (AA)... His 10 saves led the team and were T-2nd most in the Eastern League... His 42 games and 46.0 IP ranked 1st and 7th, respectively, on the team... **2023:** Named recipient of the Bill Giles Award, given to a Phillies minor league player that displays a love and respect for the game of baseball... Pitched majority of season with Jersey Shore (A)... Was promoted to Reading, 7/26... Combined, limited batters to a .134 AVG (20-149), which ranked 1st among Phillies minor leaguers (min. 150 batters faced)... **2022:** Spent season with Clearwater (A)... Struck out 44.1% (52-118) of total batters faced... Ranked 2nd on team in ERA (min. 30.0 IP)... Did not allow an earned run in 19 of 23 games... Was on the IL (left ankle fracture), 7/1-end of the season... Participated in Florida Instructional League... **2021:** Began professional career with Clearwater... Participated in FIL.

YEAR	CLUB	W-L	ERA	G	GS	CG	SHO	SV	IP	H	R	ER	HR	HB	BB	SO	WP	BK	AVG
2021	Clearwater	0-0	6.39	9	0	0	0	1	12.2	9	9	9	1	2	16	15	2	0	.196
2022	Clearwater	1-0	1.45	23	0	0	0	5	31.0	11	6	5	3	3	16	52	2	1	.111
2023	Jersey Shore	0-0	2.31	34	0	0	0	7	35.0	17	10	9	0	1	23	56	2	0	.143
	Reading	1-0	3.86	10	0	0	0	1	9.1	3	4	4	0	3	9	11	4	0	.100
2024	Reading	1-4	5.09	42	0	0	0	10	46.0	49	29	26	4	3	26	50	4	0	.271
Minors Totals		3-4	3.56	118	0	0	0	24	134.0	89	58	53	8	12	90	184	14	1	.187

McFARLANE, ALEXANDER JEFFREY (Alex)... **RHP...** **B-T:** R-R... **HT:** 6-3; **WT:** 200... **BORN:** June 9, 2001, St. Thomas, VI... **RESIDES:** St. Thomas... **HOW OBTAINED:** Selected by Phillies in 4th round of 2022 MLB Draft... **SIGNED BY:** Victor Gomez... **EDUCATION:** Attended University of Miami (FL)... 2019 graduate of Habersham Central School (GA)... **MISC:** Selected by STL in 25th round of 2019 MLB Draft, but did not sign.

2024: Did not pitch (right elbow surgery)... Following the season, was named the best athlete in the Phillies system by *Baseball America*... **2023:** Spent the season with Clearwater (A) where he ranked 3rd in starts, 7th in SO and 9th in IP... Struck out 29.6% (69-233) of total batters faced... On the IL from 8/26-end of season (right forearm strain)... **2022:** Following the season, was named the No. 10 prospect in the Phillies system by *Baseball America*... Began professional career with Clearwater (A)... Struck out 6 batters in his pro debut, 8/24 vs Tampa (3.0 IP)... Struck out 33.3% (12-36) of total batters faced... Participated in Florida Instructional League.

YEAR	CLUB	W-L	ERA	G	GS	CG	SHO	SV	IP	H	R	ER	HR	HB	BB	SO	WP	BK	AVG
2022	Clearwater	0-3	9.00	3	3	0	0	0	8.0	12	8	8	1	0	3	12	1	0	.364
2023	Clearwater	0-4	5.72	16	16	0	0	0	50.1	46	32	32	4	7	38	69	7	1	.246
2024	Injured – Did not pitch																		
Minors Totals		0-7	6.17	19	19	0	0	0	58.1	58	40	40	5	7	41	81	8	1	.264

McGOWAN, CHRISTIAN HUNTER... **RHP...** **B-T:** R-R... **HT:** 6-0; **WT:** 210... **BORN:** March 7, 2000, Denison, TX... **RESIDES:** Madill, OK... **HOW OBTAINED:** Selected by Phillies in 7th round of 2021 MLB Draft... **SIGNED BY:** Tommy Field... **EDUCATION:** Attended Eastern Oklahoma State College... 2018 graduate of Rock Creek HS (OK)... **MISC:** In his final collegiate season, went 9-0 with a 2.55 ERA and had 109 SO in 74.0 IP.

2024: Spent the season with Reading (AA)... Was on the IL (right shoulder inflammation), 5/9-7/24, which included rehab assignments with Florida Complex League Phillies (R) and Clearwater (A)... Went back on the IL (right spine muscle spasm), 9/5-12... Pitched for Glendale in the Arizona Fall League... **2023:** Was on the IL (right elbow surgery), beginning of season-8/11, which included rehab assignments with FCL Phillies and Clearwater... Was promoted from Jersey Shore (A) to Lehigh Valley (AAA), 9/20... Pitched for Scottsdale in the AFL and was named an AFL Rising Star... **2022:** Opened the season with Jersey Shore and made 2 starts before being placed on the IL, 4/21, with a right elbow sprain... Missed the remainder of the season... **2021:** Pitched for FCL Phillies and Clearwater in first professional season... Participated in Florida Instructional League.

YEAR	CLUB	W-L	ERA	G	GS	CG	SHO	SV	IP	H	R	ER	HR	HB	BB	SO	WP	BK	AVG
2021	FCL Phillies	0-0	0.00	1	1	0	0	0	1.0	0	0	0	0	0	0	3	1	0	.000
	Clearwater	0-0	0.00	3	0	0	0	0	4.0	2	0	0	0	0	1	5	0	0	.154
2022	Jersey Shore	0-1	4.91	2	2	0	0	0	7.1	8	4	4	1	0	2	7	0	0	.320
2023	FCL Phillies	0-0	3.60	2	2	0	0	0	5.0	2	2	2	0	1	0	6	0	0	.118
	Clearwater	0-1	18.00	1	1	0	0	0	2.0	5	4	4	1	0	2	2	0	0	.455
	Jersey Shore	0-0	2.81	5	5	0	0	0	16.0	15	6	5	0	1	5	17	2	0	.259
	Lehigh Valley	0-0	0.00	1	1	0	0	0	2.2	2	0	0	0	0	3	3	0	0	.222
2024	Reading	0-4	6.29	11	9	0	0	0	34.1	38	27	24	6	5	21	39	6	1	.273
	FCL Phillies	0-0	0.00	2	1	0	0	0	3.0	2	0	0	0	0	1	4	0	0	.222
	Clearwater	0-0	0.00	1	1	0	0	0	3.0	1	0	0	0	0	1	4	1	0	.091
Minors Totals		0-6	4.48	29	23	0	0	0	78.1	75	43	39	8	7	36	90	10	1	.253

McKENNA, JACOB RYAN (Jake)... **LHP...** **B-T:** R-L... **HT:** 6-6; **WT:** 224... **BORN:** April 24, 2002, Cape May Court House, NJ... **RESIDES:** Palm Harbor, FL... **HOW OBTAINED:** Signed by Phillies as a non-drafted free agent, 6/14/20... **SIGNED BY:** Jeff Zona Jr... **EDUCATION:** 2020 graduate of Ocean City HS (NJ).

2024: Was on the restricted list... **2023:** Was on the restricted list... **2022:** Appeared in 1 game for Florida Complex League Phillies (R)... **2021:** Began professional career with FCL Phillies... Participated in Florida Instructional League... **2020:** Did not pitch.

YEAR	CLUB	W-L	ERA	G	GS	CG	SHO	SV	IP	H	R	ER	HR	HB	BB	SO	WP	BK	AVG
2020	Did not pitch																		
2021	FCL Phillies	0-0	15.00	6	1	0	0	1	6.0	7	10	10	0	1	13	12	4	1	.280
2022	FCL Phillies	0-0	27.00	1	1	0	0	0	0.1	0	1	1	0	0	3	0	2	0	.000
2023	Did not pitch																		
2024	Did not pitch																		
Minors Totals		0-0	15.63	7	2	0	0	1	6.1	7	11	11	0	1	16	12	6	1	.269

MEDINA, ALBERTT ALEXANDER... **RHP...** **B-T:** R-R... **HT:** 6-1; **WT:** 162... **BORN:** June 3, 2008, Caracas, VZ... **RESIDES:** Caracas... **HOW OBTAINED:** Signed by Phillies as an amateur free agent, 1/20/25... **SIGNED BY:** Jesús Blanco.

MEJIA, ENMANUEL... RHP... B-T: R-R... **HT:** 5-11; **WT:** 227... **BORN:** December 22, 1998, Bonao, DR... **RESIDES:** Bonao... **HOW OBTAINED:** Selected by Phillies from TB in minor league phase of 2024 Rule 5 Draft... **SIGNED BY:** Daurys Nin... **MISC:** Originally signed by PIT as an amateur free agent, 2/20/19.

2024: Spent the season with Durham (AAA) in the TB organization... **2023:** Among TB minor league pitchers, ranked T-3rd in saves (7) and T-6th in appearances (41)... Was shuttled between Montgomery (AA) and Durham... **2022:** Pitched for Altoona (AA) in the PIT organization... Was selected by TB from PIT in minor league phase of the Rule 5 Draft... **2021:** Was named PIT's Minor League Reliever of the Year... Between Bradenton (A) and Greensboro (A), combined for a 0.42 ERA (2 ER, 42.2 IP) and 9 saves in 32 appearances... Was named an organizational All-Star... Was selected to the Florida State League postseason All-Star team... **2020:** Did not pitch... **2019:** Began professional career with Dominican Summer League Pirates-2 (R)... His 7 saves ranked T-5th in the DSL.

YEAR	CLUB	W-L	ERA	G	GS	CG	SHO	SV	IP	H	R	ER	HR	HB	BB	SO	WP	BK	AVG
2019	DSL Pirates-2	2-1	1.74	18	0	0	0	7	20.2	10	6	4	0	0	7	37	1	1	.137
2020	Did not play																		
2021	Bradenton	4-1	0.00	21	0	0	0	8	26.1	15	4	0	0	0	17	35	8	0	.161
	Greensboro	1-1	1.10	11	0	0	0	1	16.1	11	7	2	2	2	10	18	2	0	.193
2022	Altoona	2-5	5.80	40	1	0	0	2	49.2	50	40	32	6	2	31	51	7	0	.262
2023	Montgomery	3-3	4.85	33	0	0	0	7	39.0	31	29	21	6	3	22	61	4	1	.207
	Durham	1-0	0.77	8	1	0	0	0	11.2	7	1	1	0	0	7	13	0	0	.167
2024	Durham	7-5	7.83	42	5	0	0	1	54.0	56	50	47	12	5	36	59	0	0	.262
Minors Totals		20-16	4.42	173	7	0	0	26	217.2	180	137	107	26	12	130	274	22	2	.220

MEJIA, NAOEL ALBERTO... RHP... B-T: R-R... **HT:** 6-4; **WT:** 248... **BORN:** July 5, 2002, Santo Domingo, DR... **RESIDES:** Santo Domingo... **HOW OBTAINED:** Signed as an amateur free agent, 4/29/23... **SIGNED BY:** Andrés Hiraldo.

2024: Spent the season with Dominican Summer League Phillies Red (R)... Did not allow an ER in 15 of his 17 outings, including 10 straight (10.1 IP) from 6/21-8/3... **2023:** Began professional career with DSL Phillies Red... Made pro debut, 6/16 at DSL Colorado.

YEAR	CLUB	W-L	ERA	G	GS	CG	SHO	SV	IP	H	R	ER	HR	HB	BB	SO	WP	BK	AVG
2023	DSL Phillies-R	1-3	5.49	11	0	0	0	1	19.2	15	18	12	2	3	18	23	15	0	.217
2024	DSL Phillies-R	1-1	2.65	17	0	0	0	7	17.0	13	7	5	0	2	11	18	7	0	.220
Minors Totals		2-4	4.17	28	0	0	0	8	36.2	28	25	17	2	5	29	41	22	0	.219

MENDEZ, HENDRY... OF... B-T: L-L... **HT:** 6-3; **WT:** 234... **BORN:** November 7, 2003, Santo Domingo, DR... **RESIDES:** Santo Domingo... **HOW OBTAINED:** Acquired from MIL with Robert Moore in exchange for Oliver Dunn, 11/14/23... Originally signed by MIL as an amateur free agent, 1/15/21... **SIGNED BY:** Gary Peralta.

2024: Spent the season with Jersey Shore (A)... Among South Atlantic League hitters, ranked 2nd in OBP and 4th in AVG... Among Phillies minor leaguers with at least 300 AB, ranked 5th in AVG & OBP and 8th in OPS... Was named Phillies Minor League Hitter of the Month for August after slashing .352/.452/.535 (.987 OPS) in 20 games... Was on the IL (right hamstring strain), 5/6-13... **2023:** Spent season with Wisconsin (A) in the MIL organization... Was on the IL, 4/20-5/5 and 5/11-6/30, which included a rehab assignment with Arizona Complex League Brewers (R)... Played for Surprise in the Arizona Fall League... **2022:** Played for Carolina (A) and ranked 2nd in hits, BB & PA, T-2nd in games played, 3rd in AB and 6th in RBI... **2021:** Was named MIL Complex League Player of the Year... Began professional career with Dominican Summer League Brewers 1 (R)... Transferred to ACL Brewers Blue, 8/16.

YEAR	CLUB	AVG	G	AB	R	H	2B	3B	HR	RBI	SH	SF	HP	BB	SO	SB	CS	OBP	SLG	OPS	E
2021	DSL Brewers-1	.296	21	54	10	16	5	1	1	9	0	1	2	7	2	0	0	.391	.482	.872	2
	ACL Brewers-B	.333	19	63	6	21	4	2	0	10	1	0	0	10	10	3	1	.425	.460	.885	2
2022	Carolina	.244	105	377	47	92	11	1	5	39	0	2	5	62	70	7	8	.357	.318	.675	0
2023	Wisconsin	.236	62	233	29	55	8	2	3	25	0	0	1	23	40	0	1	.307	.326	.634	8
	ACL Brewers	.600	4	15	5	9	3	0	0	5	0	0	0	0	0	0	1	.600	.800	1.400	0
2024	Jersey Shore	.284	90	317	49	90	19	3	3	41	0	2	2	52	52	3	0	.386	.391	.777	3
Minors Totals		.267	301	1059	146	283	50	9	12	129	1	5	10	154	174	13	11	.364	.365	.729	15

MITRE, JORGE... RHP... B-T: R-R... **HT:** 6-2; **WT:** 179... **BORN:** June 12, 2006, La Chorrera, Panama... **RESIDES:** La Chorrera... **HOW OBTAINED:** Signed by Phillies as an amateur free agent, 1/15/25... **SIGNED BY:** Abdiel Ramos.

MONTIEL, JESUS LEONARDO... RHP... B-T: R-R... **HT:** 6-4; **WT:** 219... **BORN:** September 24, 2006, La Paz, MX... **RESIDES:** La Paz... **HOW OBTAINED:** Signed by Phillies as an amateur free agent, 7/23/24... **SIGNED BY:** Charlie Gastelum.

2024: Began professional career with Dominican Summer League Phillies White (R).

YEAR	CLUB	W-L	ERA	G	GS	CG	SHO	SV	IP	H	R	ER	HR	HB	BB	SO	WP	BK	AVG
2024	DSL Phillies-W	1-0	0.00	1	0	0	0	0	1.0	2	0	0	0	0	1	0	0	0	.400

MONTILLA, ANEURY ... LHP ... B-T: L-L... **HT:** 6-3; **WT:** 190... **BORN:** July 11, 2006, Santo Domingo, DR... **RESIDES:** Santo Domingo... **HOW OBTAINED:** Signed by Phillies as an amateur free agent, 2/27/25... **SIGNED BY:** Freylin Minyety.

MOORE, ROBERT JAMES... INF ... B-T: S-R... **HT:** 5-7; **WT:** 186... **BORN:** March 31, 2002, Atlanta, GA... **RESIDES:** Leawood, KS... **HOW OBTAINED:** Acquired from MIL with Hendry Mendez in exchange for Oliver Dunn, 11/14/23... **SIGNED BY:** Mark Muzzi... **EDUCATION:** Attended University of Arkansas... 2019 graduate of Shawnee Mission East HS (KS)... **MISC:** Originally selected by MIL in 2nd round of 2022 MLB Draft... **PERSONAL:** Is the son of longtime KC executive and current senior advisor for TEX, Dayton Moore.

2024: Spent the season with Reading (AA)... Ranked 1st in 2B, 3rd in RBI and T-5th in HR on the club... Posted a .994 fielding percentage in his 45 games (178 chances) at 2nd base... **2023:** Spent season with Wisconsin (A) in the MIL organization... Made starts at 2nd base (71), SS (43) and 3rd base (1)... **2022:** Began professional career with Arizona Complex League Brewers Blue (R)... Transferred to ACL Brewers Gold, 8/5, and back on 8/6... Promoted to Carolina (A), 8/9.

YEAR	CLUB	AVG	G	AB	R	H	2B	3B	HR	RBI	SH	SF	HP	BB	SO	SB	CS	OBP	SLG	OPS	E
2022	ACL Brewers-B	.091	3	11	1	1	1	0	0	1	0	0	0	1	1	0	0	.231	.182	.413	1
	ACL Brewers-G	.250	1	4	2	1	0	0	0	1	0	0	0	1	1	1	0	.400	.250	.650	0
	ACL Combined	.133	4	15	3	2	1	0	0	2	0	0	1	2	2	1	0	.278	.200	.478	1
	Carolina	.264	27	110	14	29	8	0	3	14	0	0	2	13	28	6	2	.352	.418	.770	4
2023	Wisconsin	.233	123	490	68	114	33	3	8	62	2	5	11	55	108	26	13	.321	.361	.682	11
2024	Reading	.240	107	379	48	91	20	0	9	41	5	3	9	39	73	19	11	.323	.364	.687	12
Minors Totals		.237	261	994	133	236	62	3	20	119	7	8	23	109	211	52	26	.325	.366	.691	28

MOORE, WESLEY ... LHP ... B-T: R-L... **HT:** 6-2; **WT:** 201... **BORN:** September 5, 1999, White Rock, British Columbia, Canada... **RESIDES:** Surrey, British Columbia... **HOW OBTAINED:** Signed by Phillies as an amateur free agent, 11/9/22... **SIGNED BY:** Justin Munson... **EDUCATION:** 2022 graduate of Kansas State University... Also attended California State University, Northridge... 2017 graduate of Vauxhall Academy of Baseball (Can.).

2024: Began season with Jersey Shore (A)... Was promoted to Reading (AA), 5/6... Was on the IL (left shoulder inflammation), 5/18-7/29, which included a rehab assignment with Jersey Shore... Did not allow a run in his final 9 games of the season, 8/16-9/15, which was tied for the longest streak of scoreless outings at Reading... Pitched for Glendale in the Arizona Fall League... **2023:** Began his professional career with Clearwater (A)... Was named Phillies Minor League Pitcher of the Month for May, allowing only 2 ER in 13.2 IP and striking out 22 of the 59 batters he faced (37.3%)... Among Phillies minor leaguers with at least 50.0 IP, ranked 1st in ERA & OPP AVG, 2nd in SO/9.0 IP (13.33), 3rd in SO% (34.3%) and 6th in WHIP (1.14)... Was promoted to Jersey Shore, 6/12... Was on the IL (left thoracic spine strain), 9/3-19.

YEAR	CLUB	W-L	ERA	G	GS	CG	SHO	SV	IP	H	R	ER	HR	HB	BB	SO	WP	BK	AVG
2023	Clearwater	4-0	0.72	17	0	0	0	2	25.0	14	7	2	0	4	12	39	7	0	.157
	Jersey Shore	0-1	1.91	25	0	0	0	3	28.1	20	7	6	3	3	15	40	0	1	.194
2024	Jersey Shore	0-0	2.70	12	0	0	0	1	13.1	10	4	4	1	1	3	18	0	0	.204
	Reading	0-0	5.65	16	0	0	0	0	14.1	14	9	9	2	2	7	15	1	0	.250
Minors Totals		4-1	2.33	70	0	0	0	6	81.0	58	27	21	6	10	37	112	8	1	.250

MORGAN, MARCUS CRISTOPHER... RHP ... B-T: L-R... **HT:** 6-3; **WT:** 221... **BORN:** December 27, 2002, Iowa City, IA... **RESIDES:** Iowa City... **HOW OBTAINED:** Selected by Phillies in 9th round of 2024 MLB Draft... **SIGNED BY:** Justin Munson... **EDUCATION:** Attended University of Iowa... 2021 graduate of Iowa City West HS.

MORLA, DOMINGO MICHAEL... INF ... B-T: R-R... **HT:** 6-1; **WT:** 200... **BORN:** January 25, 2008, San Cristobal, DR... **RESIDES:** San Cristobal... **HOW OBTAINED:** Signed by Phillies as an amateur free agent, 1/15/25... **SIGNED BY:** Luis García.

MOSSER, GABRIEL MICHAEL (Gabe)... RHP ... B-T: R-R... **HT:** 6-4; **WT:** 191... **BORN:** June 8, 1996, Allentown, PA... **RESIDES:** Allentown... **HOW OBTAINED:** Signed by Phillies as a minor league free agent, 11/13/24... **EDUCATION:** Attended Shippensburg University (PA)... 2014 graduate of Parkland HS (PA)... **MISC:** Originally selected by SD in 27th round of 2018 MLB Draft.

2024: Spent the season with El Paso (AAA) in the SD organization and led all Padres minor leaguers in IP, was tied for the lead in starts and ranked 7th in SO... Pitched for Peoria in the Arizona Fall League... **2023:** Pitched for San Antonio (AA)... Was on the IL (right elbow surgery), beginning of the season 7/5, which included rehab assignments with Arizona Complex League Padres (R) and Lake Elsinore (A)... **2022:** Began the season with San Antonio before being placed on the IL (right elbow surgery) on 5/12 and missing the remainder of the season... **2021:** Spent the entire year with Fort Wayne (A)... Ranked 2nd on the club in starts and T-4th in SO... Was on the IL (right elbow strain), 7/17-8/12... **2020:** Did not pitch... **2019:** Began the season with Fort Wayne... Was transferred to Lake Elsinore, 7/6... **2018:** Began professional career with Tri-City (A)... Made his pro debut, 6/18 at Salem-Keizer and pitched a perfect inning in relief... Was transferred to Fort Wayne, 8/22... Combined for a 1.70 ERA (8 ER, 42.1 IP) and a 1.04 WHIP in his 19 relief appearances between both clubs.

MOSSER, GABRIEL (continued)

YEAR	CLUB	W-L	ERA	G	GS	CG	SHO	SV	IP	H	R	ER	HR	HB	BB	SO	WP	BK	AVG
2018	Tri-City	2-1	2.37	16	0	0	0	1	30.1	26	8	8	3	0	7	41	1	1	.230
	Fort Wayne	1-1	0.00	3	0	0	0	0	12.0	8	1	0	0	0	3	18	0	0	.182
2019	Fort Wayne	4-5	4.25	14	14	0	0	0	72.0	80	42	34	4	3	12	76	4	1	.275
	Lake Elsinore	3-0	4.00	8	5	0	0	0	36.0	40	20	16	5	1	13	34	1	0	.286
2020	Did not pitch																		
2021	Fort Wayne	4-8	4.39	21	14	0	0	0	80.0	80	42	39	7	4	23	72	7	1	.261
2022	San Antonio	0-1	4.94	5	5	0	0	0	23.2	27	14	13	4	1	8	12	1	0	.293
2023	ACL Padres	2-0	3.00	6	2	0	0	0	12.0	16	8	4	1	0	2	19	0	0	.302
	Lake Elsinore	0-1	8.10	1	1	0	0	0	3.1	5	4	3	0	0	3	3	0	0	.333
	San Antonio	1-4	4.97	10	9	0	0	0	38.0	43	26	21	10	2	15	31	3	0	.285
2024	El Paso	7-7	5.40	28	26	0	0	0	133.1	146	83	80	15	4	48	103	2	1	.279
Minors Totals		24-28	4.45	112	76	0	0	1	440.2	471	248	218	49	15	134	409	19	4	.272

MOTA, RAINY RAFAEL... RHP... B-T: R-R... **HT:** 6-0; **WT:** 220... **BORN:** January 26, 2006, Nizao, DR... **RESIDES:** Santo Domingo, DR... **HOW OBTAINED:** Signed by Phillies as an amateur free agent, 2/2/23... **SIGNED BY:** Carlos Salas and Jean Montalvo.

2024: Missed the entire season (right elbow surgery)... **2023:** Began professional career with Dominican Summer League Phillies Red (R)... Made his pro debut, 6/5 at DSL Pirates Gold... Was on the IL from 6/12-7/19 (right forearm strain) and 7/25-end of season (right elbow surgery).

YEAR	CLUB	W-L	ERA	G	GS	CG	SHO	SV	IP	H	R	ER	HR	HB	BB	SO	WP	BK	AVG
2023	DSL Phillies-R	0-0	0.00	2	0	0	0	0	1.1	0	0	0	0	0	1	1	2	0	.000
2024	Injured – Did not pitch																		
Minors Totals		0-0	0.00	2	0	0	0	0	1.1	0	0	0	0	0	1	1	2	0	.000

MUJICA, CESAR DAVID... C... B-T: R-R... **HT:** 6-4; **WT:** 211... **BORN:** March 30, 2007, Barquisimeto, VZ... **RESIDES:** Cabudare, VZ... **HOW OBTAINED:** Signed by Phillies as an amateur free agent, 1/15/24... **SIGNED BY:** Franklin Rojas.

2024: Began professional career with Dominican Summer League Phillies Red (R)... Made his pro debut, 6/3 at DSL Colorado.

YEAR	CLUB	AVG	G	AB	R	H	2B	3B	HR	RBI	SH	SF	HP	BB	SO	SB	CS	OBP	SLG	OPS	E
2024	DSL Phillies-R	.185	43	135	13	25	4	0	0	9	0	1	9	15	47	9	2	.306	.215	.521	10

NAVA, ANDRICK SAMUEL... C... B-T: S-R... **HT:** 5-11; **WT:** 236... **BORN:** October 6, 2001, Cabimas, VZ... **RESIDES:** Cabimas... **HOW OBTAINED:** Signed by Phillies as an amateur free agent, 7/2/18... **SIGNED BY:** Rafael Álvarez and Rómulo Oliveros.

2024: Started season with Jersey Shore (A)... Was promoted to Reading (AA), 6/10... Was on the IL (right ankle fracture), 7/13-8/11, which included a rehab assignment with Jersey Shore... Posted a .349/.415/.512 slash line (.927 OPS) in 14 May games... Walked in 6 straight games, 6/19-7/4, which was the longest streak on Reading this season... **2023:** Spent season with Jersey Shore... Set a career high for games played... **2022:** Began season with Jersey Shore... Transferred to Clearwater (A), 6/6... Was on the IL (right thumb contusion), 6/30-7/6... Transferred back to Jersey Shore, 8/5... Hit 3 of his 4 home runs in July... **2021:** Was on the IL for the entire year with a right shoulder labrum sprain... Appeared in 3 games with Florida Complex League Phillies (R) on a rehab assignment in July... **2020:** Participated in Florida Instructional League... **2019:** Led all Phillies short-season minor leaguers (min. 150 AB) in AVG (.333)... Ranked 6th in the Gulf Coast League in AVG & hits and was T-10th in games... Began professional career with GCL Phillies West (R)... Recorded a 15-game hitting streak, 7/13-8/2, which was the longest such streak in the GCL... Participated in FIL... Following the season, was named the No. 6 prospect from the GCL by *Baseball America*.

YEAR	CLUB	AVG	G	AB	R	H	2B	3B	HR	RBI	SH	SF	HP	BB	SO	SB	CS	OBP	SLG	OPS	E
2019	GCL Phillies-W	.314	44	156	25	49	6	0	1	20	0	1	1	8	20	1	1	.349	.372	.721	3
2020	Did not play																				
2021	FCL Phillies	.333	3	6	0	2	1	0	0	0	0	0	0	0	2	0	0	.333	.500	.833	2
2022	Jersey Shore	.243	22	70	8	17	4	1	0	8	0	2	0	10	13	1	0	.329	.329	.658	4
	Clearwater	.237	32	114	12	27	3	0	4	19	0	0	0	10	25	0	0	.298	.368	.666	0
2023	Jersey Shore	.221	64	208	16	46	10	0	3	27	0	2	2	34	45	0	1	.333	.313	.646	7
2024	Jersey Shore	.282	39	135	16	38	9	1	3	25	0	4	1	16	31	0	0	.353	.430	.782	3
	Reading	.210	22	62	3	13	1	0	0	3	0	0	1	11	9	0	1	.338	.226	.564	2
Minors Totals		.256	226	751	80	192	34	2	11	102	0	9	5	89	145	2	3	.335	.350	.685	21

NAVAS, ANDERSON JOSÉ... C... **B-T:** R-R... **HT:** 6-2; **WT:** 184... **BORN:** February 16, 2007, El Tigre, VZ... **RESIDES:** Uverito, VZ... **HOW OBTAINED:** Signed by Phillies as an amateur free agent, 1/15/24... **SIGNED BY:** Ebert Velásquez.

2024: Started professional career with Dominican Summer League Phillies White (R)... Made his pro debut on 6/3 against DSL Arizona Black... Stole a season-high 3 bases on 7/15 at DSL Miami.

YEAR	CLUB	AVG	G	AB	R	H	2B	3B	HR	RBI	SH	SF	HP	BB	SO	SB	CS	OBP	SLG	OPS	E
2024	DSL Phillies-W	.181	47	166	17	30	6	2	3	17	1	2	5	10	65	8	2	.246	.295	.541	15

NEUNBORN, MITCHELL CARL (Mitch)... RHP... **B-T:** R-R... **HT:** 6-0; **WT:** 189... **BORN:** June 27, 1997, Johannesburg, South Africa... **RESIDES:** Perth, Australia... **HOW OBTAINED:** Signed by Phillies as an amateur free agent, 3/24/23... **SIGNED BY:** Howard Norsetter... **EDUCATION:** Attended North Iowa Community College... **MISC:** Pitched in the Australian Baseball League, 2019-21 and 2022-23.

2024: Split season between Reading (AA) and Jersey Shore (A)... Ranked 2nd in ERA among Phillies minor league pitchers (min. 75 IP) with a 3.15 ERA (32 ER, 91.1 IP) and ranked T-9th in wins (7)... His 2.39 ERA with Jersey Shore was 5th in the South Atlantic League (min. 50 IP)... Notched a 0.98 ERA (3 ER, 27.2 IP) in 5 August starts with Jersey Shore... **2023:** Pitched for Australia in the World Baseball Classic... Spent season with Jersey Shore... Was named South Atlantic League Player of the Week, 8/28-9/3... His .172 OPP AVG (26-151) was the best on the team (min. 150 batters faced) and he made the 6th-most starts... Made 1 postseason start... Pitched for Scottsdale in the Arizona Fall League.

YEAR	CLUB	W-L	ERA	G	GS	CG	SHO	SV	IP	H	R	ER	HR	HB	BB	SO	WP	BK	AVG
2023	Jersey Shore	3-4	3.38	16	10	0	0	0	42.2	26	16	16	3	3	14	54	4	3	.172
2024	Reading	2-1	5.32	15	1	0	0	0	23.2	28	22	14	2	1	18	26	4	1	.283
	Jersey Shore	5-5	2.39	14	14	0	0	0	67.2	50	26	18	5	3	24	70	3	4	.203
Minors Totals		10-10	3.22	45	25	0	0	0	134.0	104	64	48	10	7	56	150	11	8	.210

NORI, DANTE... OF... **B-T:** L-L... **HT:** 5-10; **WT:** 193... **BORN:** October 7, 2004, Toronto, Ontario, Canada... **RESIDES:** Northville, MI... **HOW OBTAINED:** Selected by Phillies in 1st round (27th overall) of 2024 MLB Draft... **SIGNED BY:** Derrick Ross... **EDUCATION:** 2024 graduate of Northville HS... **MISC:** In his senior high school season, slashed .477/.575/.748 (1.323 OPS) and led Northville to their first state championship in the school's 115-year history.

2024: Began professional career with Clearwater (A)... Reached base safely in 12 of his 14 games... Played in 2 postseason games... Following the season, was named the No. 9 prospect in the Phillies system by *Baseball America*.

YEAR	CLUB	AVG	G	AB	R	H	2B	3B	HR	RBI	SH	SF	HP	BB	SO	SB	CS	OBP	SLG	OPS	E
2024	Clearwater	.240	14	50	10	12	0	1	0	9	0	0	0	16	14	4	2	.424	.280	.704	0

OROPEZA, RAFAEL ALEJANDRO... INF... **B-T:** L-R... **HT:** 6-2; **WT:** 170... **BORN:** April 7, 2008, Barquisimeto, VZ... **RESIDES:** Barquisimeto... **HOW OBTAINED:** Signed by Phillies as an amateur free agent, 1/15/25... **SIGNED BY:** Jesús Blanco.

OSTERBERG, MATTHEW BRIAN (Matt)... LHP... **B-T:** L-L... **HT:** 6-2; **WT:** 225... **BORN:** April 21, 1999, Coleman, WI... **RESIDES:** Coleman... **HOW OBTAINED:** Selected by Phillies in 15th round of 2021 MLB Draft... **SIGNED BY:** Derrick Ross... **EDUCATION:** 2021 graduate of St. Cloud State University (MN)... 2017 graduate of Coleman HS.

2024: Spent the season with Reading (AA)... His 18 starts were 2nd-most on the club... Was on the IL (right oblique strain), 7/25-9/14... **2023:** Pitched most of the season for Jersey Shore (A)... Was promoted to Reading, 8/5... Was named Eastern League Pitcher of the Week, 9/11-17... Among Phillies minor leaguers, ranked T-2nd in IP (122.2) & wins (9), 3rd in starts (24) and was T-4th in SO (106)... **2022:** Spent the majority of the season with Clearwater (A), but also made one appearance for Reading on 8/27... Pitched at least 2.0 innings in 8 of his 11 relief appearances between both levels... In 6 August games, posted a 0.59 ERA (1 ER, 15.1 IP)... **2021:** Made professional debut with Florida Complex League Phillies (R)... Promoted to Clearwater, 8/17... Overall, held opponents to a .186 AVG (13-70) and .257 SLG... Participated in Florida Instructional League.

YEAR	CLUB	W-L	ERA	G	GS	CG	SHO	SV	IP	H	R	ER	HR	HB	BB	SO	WP	BK	AVG
2021	FCL Phillies	0-0	0.00	1	0	0	0	0	1.0	0	0	0	0	0	1	3	1	0	.000
	Clearwater	2-1	1.83	7	3	0	0	1	19.2	13	5	4	1	2	8	21	1	0	.194
2022	Clearwater	2-6	3.25	22	12	0	0	0	63.2	75	35	23	4	0	15	52	1	0	.293
	Reading	0-0	0.00	1	0	0	0	0	1.1	1	0	0	0	0	0	0	0	0	.200
2023	Jersey Shore	8-5	3.61	18	18	0	0	0	92.1	85	42	37	10	3	19	76	5	0	.244
	Reading	1-1	3.26	6	6	0	0	0	30.1	26	12	11	3	0	6	30	0	0	.228
2024	Reading	3-6	5.24	18	18	0	0	0	87.2	121	59	51	7	2	24	73	4	0	.325
	Clearwater	0-0	4.15	2	2	0	0	0	4.1	2	2	2	0	2	1	4	0	0	.133
Minors Totals		16-19	3.84	75	59	0	0	1	300.1	323	155	128	25	9	74	259	12	0	.274

OTTENBREIT, MICAH JOSEPH... RHP... B-T: R-R... **HT:** 6-4; **WT:** 204... **BORN:** May 7, 2003, Dearborn, MI... **RESIDES:** Gross Ile, MI... **HOW OBTAINED:** Selected by Phillies in 4th round of 2021 MLB Draft... **SIGNED BY:** Derrick Ross... **EDUCATION:** 2021 graduate of Trenton HS (MI)... **MISC:** During his senior season, posted a 0.64 ERA and had 95 strikeouts in 54.2 innings.

2024: Pitched in 19 games for Clearwater (A)... Among FSL pitchers, ranked 8th in IP, T-9th in starts and T-10th in SO... Named Florida State League Pitcher of the Week for 4/15-21... **2023:** Missed the entire season (right elbow surgery)... Had a rehab assignment with Florida Complex League Phillies (R)... **2022:** Pitched in 2 games for Clearwater... Placed on the IL (right elbow sprain), 5/10, and missed the remainder of the season... **2021:** Began professional career with FCL Phillies... Participated in Florida Instructional League.

YEAR	CLUB	W-L	ERA	G	GS	CG	SHO	SV	IP	H	R	ER	HR	HB	BB	SO	WP	BK	AVG
2021	FCL Phillies	1-0	4.50	5	0	0	0	0	6.0	6	3	3	0	0	3	4	0	0	.273
2022	Clearwater	0-1	7.94	2	2	0	0	0	5.2	6	5	5	1	1	5	4	0	1	.273
2023	FCL Phillies	0-0	11.57	2	2	0	0	0	2.1	3	3	3	0	2	2	0	0	1	.333
2024	Clearwater	3-9	4.88	19	19	0	0	0	94.0	88	53	51	8	9	41	99	6	1	.246
Minors Totals		4-10	5.17	28	23	0	0	0	108.0	103	64	62	9	12	51	107	0	3	.251

OWUSU-ASIEDU, AVERY KWADWO BOATENG... OF... B-T: R-R... **HT:** 6-4; **WT:** 245... **BORN:** June 16, 2003, Saskatoon, Canada... **RESIDES:** Waukesha, WI... **HOW OBTAINED:** Selected by Phillies in 9th round of 2023 MLB Draft... **SIGNED BY:** Derrick Ross... **EDUCATION:** Attended Southern Illinois University Edwardsville... Was a 2020 graduate of Waukesha West HS.

2024: Spent season with Clearwater (A)... Played all three outfield positions... Played in 1 postseason game... **2023:** Began his professional career with Florida Complex League Phillies (R)... Made his pro debut on 7/27 vs FCL Tigers and collected 2 doubles.

YEAR	CLUB	AVG	G	AB	R	H	2B	3B	HR	RBI	SH	SF	HP	BB	SO	SB	CS	OBP	SLG	OPS	E
2023	FCL Phillies	.217	13	46	8	10	3	0	1	14	0	1	1	7	10	2	0	.327	.348	.675	0
2024	Clearwater	.192	98	312	46	60	11	2	9	27	1	2	5	37	129	17	3	.287	.327	.613	2
Minors Totals		.196	111	358	54	70	14	2	10	41	1	3	6	44	139	19	3	.292	.330	.622	2

PACHECO, BRAD JEHOSSUA... RHP... B-T: R-R... **HT:** 5-11; **WT:** 200... **BORN:** June 9, 2005, Bejuma, VZ... **RESIDES:** Bejuma... **HOW OBTAINED:** Signed by Phillies as an amateur free agent, 5/18/23... **SIGNED BY:** Jonatan Hernández.

2024: Began professional career with Dominican Summer League Phillies Red (R)... His 1.59 ERA and 0.82 WHIP ranked 1st on the club (min. 15 IP)... Did not allow an ER in his final 3 starts (12.0 IP)... Was on the IL (right elbow inflammation), 6/3-7/18.

YEAR	CLUB	W-L	ERA	G	GS	CG	SHO	SV	IP	H	R	ER	HR	HB	BB	SO	WP	BK	AVG
2024	DSL Phillies-R	1-0	1.59	5	5	0	0	0	17.0	11	6	3	0	1	3	23	2	0	.190

PAN, WEN HUI... RHP... B-T: R-R... **HT:** 6-3; **WT:** 224... **BORN:** September 19, 2002, Hualien, Taiwan... **RESIDES:** Taoyuen, Taiwan... **HOW OBTAINED:** Signed by Phillies as an amateur free agent, 1/16/23... **SIGNED BY:** Youngster Wang.

2024: Spent season with Jersey Shore (A)... Was on the IL (right finger surgery), beginning of season-7/18, which included rehab assignments with Florida Complex League Phillies (R) and Clearwater (A)... Did not allow an ER in his final 6 appearances, 8/17-9/4 (7.0 IP)... **2023:** Began professional career with Clearwater... Was named a Florida State League postseason All-Star and *Baseball America* Low-Class A All-Star... His 3.67 SO/BB ratio and 33.8% SO rate (88-260) were the 4th-best among Phillies minor leaguers (min. 50.0 IP)... Was promoted to Jersey Shore, 8/21... In his first 15 appearances (1 start) with Clearwater, went 2-0 with a 1.54 ERA (6 ER, 35.0 IP), 41 SO, 11 BB and a 0.80 WHIP while limiting opponents to a .143 AVG (17-119)... Rated as having the best changeup in the Phillies system, according to *Baseball America*.

YEAR	CLUB	W-L	ERA	G	GS	CG	SHO	SV	IP	H	R	ER	HR	HB	BB	SO	WP	BK	AVG
2023	Clearwater	4-1	2.81	27	1	0	0	7	57.2	31	19	18	2	4	19	81	5	2	.154
	Jersey Shore	0-0	15.00	6	0	0	0	0	6.0	13	10	10	1	0	5	7	0	1	.419
2024	FCL Phillies	0-0	9.00	1	1	0	0	0	1.0	3	1	1	0	0	0	1	0	0	.429
	Clearwater	0-1	3.68	3	3	0	0	0	7.1	6	3	3	0	1	2	12	0	0	.222
	Jersey Shore	0-1	1.29	14	1	0	0	1	21.0	13	5	3	0	2	7	22	1	0	.183
Minors Totals		4-3	3.39	51	6	0	0	8	93.0	66	38	35	3	7	33	123	6	3	.196

PARRA, JUAN GREGORIO... LHP... B-T: L-L... **HT:** 6-2... **WT:** 179... **BORN:** March 12, 2008, Acarigua, VZ... **RESIDES:** Agua Blanca, VZ... **HOW OBTAINED:** Signed by Phillies as an amateur free agent, 1/15/25... **SIGNED BY:** Franklin Rojas.

PEÑA, JERFFSON JOSÉ... OF... B-T: L-R... **HT:** 6-0; **WT:** 195... **BORN:** December 16, 2003, Monte Cristi, DR... **RESIDES:** Monte Cristi... **HOW OBTAINED:** Signed by Phillies as an amateur free agent, 11/16/21... **SIGNED BY:** Carlos Salas and José Guzman.

2024: Spent the season with Florida Complex League Phillies (R)... Slashed .326/.367/.630 (.997 OPS) in 13 June games... **2023:** Spent season with Dominican Summer League Phillies White (R)... Led the team in SB and was tied for the 5th-most in the DSL... Had multiple hits in 12 games (26%)... Played in 6 postseason games... **2022:** Began pro career with DSL Phillies Red... Posted a .373 OBP in 20 July games (75 PA).

YEAR	CLUB	AVG	G	AB	R	H	2B	3B	HR	RBI	SH	SF	HP	BB	SO	SB	CS	OBP	SLG	OPS	E
2022	DSL Phillies-R	.237	52	156	24	37	7	3	3	14	0	0	5	25	61	20	6	.360	.378	.738	3
2023	DSL Phillies-W	.268	46	164	27	44	8	3	2	25	1	1	7	15	48	24	3	.353	.390	.743	4
2024	FCL Phillies	.267	41	131	29	35	10	1	3	10	0	0	4	16	48	12	3	.364	.428	.792	2
Minors Totals		.257	139	451	80	116	25	7	8	49	1	1	16	56	157	56	12	.359	.397	.756	9

PEÑA JR., JOSE ARIDIO... RHP... B-T: R-R... **HT:** 6-3; **WT:** 222... **BORN:** July 8, 2003, Winter Haven, FL... **RESIDES:** Winter Haven... **HOW OBTAINED:** Selected by Phillies in 6th round of 2021 MLB Draft... **SIGNED BY:** Bryce Harman... **EDUCATION:** 2021 graduate of Tampa Preparatory School (FL)... **MISC:** During his senior year, posted a 2.31 ERA with 63 strikeouts in 36.1 innings.

2024: Spent the season with Clearwater (A)... Went 1-0 with a 3.09 ERA (4 ER, 11.2 IP), 23 SO to 4 BB and a 0.94 WHIP in 7 June outings... **2023:** Pitched for Florida Complex League Phillies (R)... Limited LHH to a .182 AVG (8-44)... **2022:** Spent season with FCL Phillies... Posted a 0.91 WHIP (5 BB, 5 H, 11.0 IP) in 3 July appearances (1 start)... Struck out 22.0% (28-127) of batters faced... **2021:** Made professional debut with FCL Phillies... Participated in Florida Instructional League.

YEAR	CLUB	W-L	ERA	G	GS	CG	SHO	SV	IP	H	R	ER	HR	HB	BB	SO	WP	BK	AVG
2021	FCL Phillies	1-0	13.50	4	0	0	0	0	2.2	3	4	4	0	0	3	5	0	0	.273
2022	FCL Phillies	1-3	6.59	9	7	0	0	0	27.1	23	21	20	2	6	19	28	6	0	.228
2023	FCL Phillies	3-1	6.68	14	2	0	0	1	32.1	29	25	24	3	1	32	31	1	2	.238
2024	Clearwater	4-3	5.47	32	0	0	0	0	51.0	48	32	31	4	4	31	71	7	1	.241
Minors Totals		9-7	6.27	59	9	0	0	1	113.1	103	82	79	9	11	85	135	14	3	.238

PERALTA, ADILSON RONIEL... RHP... B-T: R-R... **HT:** 6-2; **WT:** 198... **BORN:** June 17, 2003, Moca, DR... **RESIDES:** Moca... **HOW OBTAINED:** Signed by Phillies as an amateur free agent, 11/16/21... **SIGNED BY:** Carlos Salas and José Guzman.

2024: Pitched for Florida Complex League Phillies (R)... His 4 wins were T-9th-most in the FCL... **2023:** Spent season with Dominican Summer League Phillies Red (R)... On the team, ranked T-1st in starts and 2nd in IP... Transferred to DSL Phillies White on 8/21 and pitched in 2 postseason games... **2022:** Began professional career with DSL Phillies Red... Made his pro debut, 6/7 vs DSL Rangers Blue.

YEAR	CLUB	W-L	ERA	G	GS	CG	SHO	SV	IP	H	R	ER	HR	HB	BB	SO	WP	BK	AVG
2022	DSL Phillies-R	0-2	7.06	7	6	0	0	0	21.2	25	17	17	0	2	11	18	5	0	.284
2023	DSL Phillies-R	2-1	3.25	11	10	0	0	0	44.1	46	21	16	1	3	20	44	7	0	.271
2024	FCL Phillies	4-3	4.26	16	0	0	0	3	31.2	27	18	15	3	2	20	44	5	0	.229
Minors Totals		6-6	4.42	34	16	0	0	3	97.2	98	56	48	4	7	51	106	17	0	.261

PERALTA, PEDRO... RHP... B-T: R-R... **HT:** 5-10; **WT:** 221... **BORN:** July 27, 2006, Santo Domingo, DR... **RESIDES:** San Cristobal, DR... **HOW OBTAINED:** Signed by Phillies as an amateur free agent, 1/15/23... **SIGNED BY:** José Guzman.

2024: Spent season with Dominican Summer League Phillies Red (R)... **2023:** Began professional career with DSL Phillies Red... Made his pro debut, 6/13 vs DSL Tigers 2.

YEAR	CLUB	W-L	ERA	G	GS	CG	SHO	SV	IP	H	R	ER	HR	HB	BB	SO	WP	BK	AVG
2023	DSL Phillies-R	0-3	7.20	9	1	0	0	0	15.0	14	15	12	2	2	13	16	4	2	.250
2024	DSL Phillies-R	0-4	6.31	9	7	0	0	0	25.2	29	32	18	1	5	24	32	12	1	.279
Minors Totals		0-7	6.64	18	8	0	0	0	40.2	43	47	30	3	7	37	48	16	3	.269

PÉREZ, RICKARDO ALEJANDRO ... C... **B-T:** L-R... **HT:** 5-10; **WT:** 221... **BORN:** December 4, 2003, Valencia, VZ... **RESIDES:** Guacara, VZ... **HOW OBTAINED:** Signed by Phillies as an amateur free agent, 1/15/21... **SIGNED BY:** Rafael Álvarez and William Mota.

2024: Played in 32 games for Florida Complex League Phillies (R)... His 6 HR were T-5th in the FCL... Hit safely in 8 straight games, 5/20-6/13, which was the longest streak on the team... **2023:** Did not play... **2022:** Spent season with FCL Phillies... Was on the IL (left knee dislocation), beginning of season-6/19... Ranked 2nd on the team in OBP and OPS (min. 50 PA)... Participated in Florida Instructional League... **2021:** Began professional career with Dominican Summer League Phillies Red (R)... Had 22 walks to 15 strikeouts... Hit .308 (12-39) with RISP... In 35 games (32 starts) at catcher, threw out 33.8% (24-71) of base runners attempting to steal... Also made 5 starts at 1st base.

YEAR	CLUB	AVG	G	AB	R	H	2B	3B	HR	RBI	SH	SF	HP	BB	SO	SB	CS	OBP	SLG	OPS	E
2021	DSL Phillies-R	.256	43	121	15	31	3	0	0	9	0	2	1	22	15	3	1	.370	.281	.651	9
2022	FCL Phillies	.349	30	83	5	29	1	0	1	14	0	3	0	7	13	0	1	.387	.398	.785	0
2023	Did not play																				
2024	FCL Phillies	.297	32	111	17	33	3	0	6	26	0	1	2	11	18	0	1	.368	.487	.855	3
Minors Totals		.295	105	315	37	93	7	0	7	49	0	6	3	40	46	3	3	.374	.384	.758	12

PINEDA, LEANDRO ANDRÉS ... OF **B-T:** L-L... **HT:** 6-3; **WT:** 241... **BORN:** June 4, 2002, Valencia, VZ... **RESIDES:** Valencia... **HOW OBTAINED:** Signed by Phillies as an amateur free agent, 7/6/18... **SIGNED BY:** Rafael Álvarez and William Mota.

2024: Played majority of season with Jersey Shore (A)... Was promoted to Reading (AA), 7/15... Was on the IL (left thumb tear), 8/5-end of season... **2023:** Spent season with Jersey Shore... Led the team in games played and RBI, was T-1st in AB and doubles, T-2nd in hits, ranked 3rd in runs, TB (143), HR & BB and was T-3rd in triples... Played in 3 playoff games... **2022:** Spent majority of season with Clearwater (A)... Promoted to Jersey Shore, 8/25... Recorded a 15-game on-base streak (5/22-6/11)... **2021:** Spent season with Florida Complex League Phillies (R)... **2020:** Did not play... **2019:** Began professional career with Dominican Summer League Phillies White (R).

YEAR	CLUB	AVG	G	AB	R	H	2B	3B	HR	RBI	SH	SF	HP	BB	SO	SB	CS	OBP	SLG	OPS	E
2019	DSL Phillies-W	.184	61	190	22	35	4	0	1	19	3	2	6	22	40	4	4	.286	.221	.507	2
2020	Did not play																				
2021	FCL Phillies	.130	33	69	14	9	3	0	1	9	0	2	2	20	23	3	3	.333	.217	.550	1
2022	Clearwater	.219	73	256	34	56	16	6	3	29	0	#6	5	32	78	5	3	.311	.363	.674	3
	Jersey Shore	.150	16	60	9	9	3	1	0	5	0	1	2	7	19	0	0	.257	.233	.490	1
2023	Jersey Shore	.243	107	370	52	90	20	3	9	67	0	5	8	48	102	6	2	.339	.387	.725	2
2024	Jersey Shore	.260	78	292	39	76	11	2	8	45	0	4	8	23	70	3	2	.327	.394	.721	6
	Reading	.262	12	42	6	11	3	0	3	7	0	0	1	5	5	0	0	.354	.548	.902	0
Minors Totals		.224	380	1279	176	286	60	12	25	181	3	20	32	157	337	21	14	.319	.348	.667	15

#Tied for league lead

POLANCO, JULIO JUNIOR... RHP **B-T:** R-R... **HT:** 6-2; **WT:** 236... **BORN:** September 11, 2006, San Francisco de Macorís, DR... **RESIDES:** San Francisco de Macorís... **HOW OBTAINED:** Signed by Phillies as an amateur free agent, 1/15/24... **SIGNED BY:** Luis García.

2024: Began professional career with Dominican Summer League Phillies White (R)... Made his pro debut, 6/8 at DSL Phillies Red.

YEAR	CLUB	W-L	ERA	G	GS	CG	SHO	SV	IP	H	R	ER	HR	HB	BB	SO	WP	BK	AVG
2024	DSL Phillies-W	1-3	4.97	11	10	0	0	0	38.0	36	30	21	0	9	21	31	24	3	.243

POUAKA-GREGO, NIKAU JACK... INF **B-T:** L-R... **HT:** 5-9; **WT:** 173... **BORN:** September 13, 2004, Christchurch, New Zealand... **RESIDES:** Melbourne, Australia... **HOW OBTAINED:** Signed by Phillies as an amateur free agent, 1/17/22... **SIGNED BY:** Howard Norsetter and Derrick Chung.

2024: Played 54 games for Clearwater (A)... Slashed .304/.441/.457 (.898 OPS) in 15 May games... Played for Adelaide in the Australian Baseball League following the season... **2023:** Missed the entire season (left knee surgery)... **2022:** Spent season with Florida Complex League Phillies (R)... Ranked 1st on the team in AVG, OBP, SLG and OPS (min. 100 PA)... In his first 10 games, posted a slash line of .382/.500/.588 (42 PA)... Against RHP, posted a slash line of .315/.462/.479 (93 PA)... Participated in Florida Instructional League... Played for Adelaide in the ABL following the season.

YEAR	CLUB	AVG	G	AB	R	H	2B	3B	HR	RBI	SH	SF	HP	BB	SO	SB	CS	OBP	SLG	OPS	E
2022	FCL Phillies	.301	35	103	20	31	6	1	3	16	0	0	6	16	16	2	2	.424	.466	.890	6
2023	Injured - Did not play																				
2024	Clearwater	.198	54	172	23	34	10	1	2	19	1	2	6	24	43	1	1	.314	.302	.616	8
Minors Totals		.236	89	275	43	65	16	2	5	35	1	2	12	40	59	3	3	.356	.364	.720	14

PRADO, ELIO ENRIQUE... OF... B-T: R-R... **HT:** 6-0; **WT:** 200... **BORN:** November 29, 2001, Caracas, VZ... **RESIDES:** Cúa, VZ... **HOW OBTAINED:** Selected by Phillies from BAL in minor league phase of 2024 Rule 5 Draft... **SIGNED BY:** Alex Requena... **MISC:** Originally signed by BOS as an amateur free agent, 7/2/18.

2024: Spent season with Aberdeen (A) in BAL organization... Was on the IL (left wrist tendinitis), 6/29-8/5... **2023:** Began season with Delmarva (A)... Was promoted to Aberdeen, 7/14... Posted a .308/400/487 slash line in 21 May games (90 PA)... **2022:** Played entire season with Delmarva... Was on the IL twice, beginning of season-5/23 and 6/8-6/20... **2021:** Missed the season due to injury... **2020:** Did not play... **2019:** Began professional career with Dominican Summer League Red Sox 2 (R)... Was acquired by BAL with Noelberth Romero in exchange for Andrew Cashner and cash considerations, 7/13/19... Finished the season with DSL Orioles 1.

YEAR	CLUB	AVG	G	AB	R	H	2B	3B	HR	RBI	SH	SF	HP	BB	SO	SB	CS	OBP	SLG	OPS	E
2019	DSL Red Sox-2	.301	34	123	27	37	5	0	3	26	2	2	2	20	21	9	5	.401	.415	.816	1
	DSL Orioles-1	.298	26	94	13	28	7	0	0	12	1	0	7	10	15	3	5	.405	.372	.777	3
	DSL Combined	.300	60	217	40	65	12	0	3	38	3	2	9	30	36	12	10	.403	.396	.799	4
2020	Did not play																				
2021	Injured – Did not play																				
2022	Delmarva	.197	66	234	27	46	6	2	1	25	0	1	10	39	63	3	2	.335	.252	.587	4
2023	Delmarva	.251	65	239	41	60	8	2	7	27	0	2	7	32	46	7	7	.354	.389	.743	2
	Aberdeen	.239	41	142	21	34	7	2	5	13	1	1	6	12	37	6	2	.323	.423	.746	5
2024	Aberdeen	.223	76	260	32	58	11	2	4	31	0	1	3	40	65	19	9	.332	.327	.659	2
Minors Totals		.241	308	1092	161	263	44	8	20	134	4	7	35	153	247	47	30	.350	.351	.701	17

PRADO, SANTIAGO JOSÉ... INF... B-T: L-R... **HT:** 5-11; **WT:** 191... **BORN:** October 18, 2006, Barquisimeto, VZ... **RESIDES:** Barquisimeto... **HOW OBTAINED:** Signed by Phillies as an amateur free agent, 1/15/24... **SIGNED BY:** Bernardo Pérez and Franklin Rojas.

2024: Began professional career with Dominican Summer League Phillies White (R)... Made his pro debut, 6/3 at DSL Arizona Black.

YEAR	CLUB	AVG	G	AB	R	H	2B	3B	HR	RBI	SH	SF	HP	BB	SO	SB	CS	OBP	SLG	OPS	E
2024	DSL Phillies-W	.199	44	136	14	27	3	1	0	15	1	3	4	19	30	6	3	.309	.235	.544	10

PRIETO, NELSON RODOLFO... C... B-T: R-R... **HT:** 6-2... **WT:** 185... **BORN:** September 17, 2007, Maracaibo, VZ... **RESIDES:** San Antonio de Los Altos, VZ... **HOW OBTAINED:** Signed by Phillies as an amateur free agent, 1/15/25... **SIGNED BY:** Jesús Blanco.

PULIDO, DANYONY... RHP... B-T: R-R... **HT:** 6-1; **WT:** 225... **BORN:** October 19, 2002, Caracas, VZ... **RESIDES:** Caracas... **HOW OBTAINED:** Signed by Phillies as an amateur free agent, 1/15/21... **SIGNED BY:** Rafael Álvarez.

2024: Began season with Florida Complex League Phillies (R)... Promoted to Clearwater (A), 7/3... Allowed 1 ER or none in 8 of his 10 appearances with Clearwater... Made 1 postseason start and pitched 4.1 scoreless innings while allowing 1 hit... **2023:** Pitched for Dominican Summer League Phillies White (R)... His .179 OPP AVG was the 7th-best in the DSL (min. 40.0 IP)... Was tied for the most starts on the team... Made 2 appearances (1 start) in the playoffs... **2022:** Spent season with DSL Phillies White... Ranked 2nd on the team and 10th in the DSL in ERA (min. 40.0 IP)... Among DSL pitchers, ranked 8th in opponent AVG... Participated in Florida Instructional League... **2021:** Began professional career with DSL Phillies Red... Held opponents to a .180 AVG (18-100) and .230 SLG... Did not allow a HR to the 131 batters he faced.

YEAR	CLUB	W-L	ERA	G	GS	CG	SHO	SV	IP	H	R	ER	HR	HB	BB	SO	WP	BK	AVG
2021	DSL Phillies-R	3-2	5.46	14	0	0	0	1	28.0	18	21	17	0	5	25	31	8	1	.180
2022	DSL Phillies-W	2-2	1.82	11	11	0	0	0	49.1	32	13	10	2	4	28	34	4	2	.203
2023	DSL Phillies-W	2-1	3.21	11	10	0	0	0	42.0	26	16	15	0	7	18	51	4	0	.179
2024	FCL Phillies	1-2	4.55	8	7	0	0	0	31.2	32	19	16	2	3	18	39	3	0	.267
	Clearwater	2-1	2.94	10	8	0	0	0	33.2	20	16	11	1	1	23	38	3	0	.168
Minors Totals		10-8	3.36	54	36	0	0	1	184.2	128	85	69	5	20	112	193	22	3	.199

QUIÑONEZ, JOSUETH ALAHIN... OF... B-T: R-R... **HT:** 6-2; **WT:** 203... **BORN:** February 22, 2007, Maracay, VZ... **RESIDES:** Maracay... **HOW OBTAINED:** Signed by Phillies as an amateur free agent, 1/15/24... **SIGNED BY:** William Mota.

2024: Began professional career with Dominican Summer League Phillies White (R)... Reached base safely in 15 straight games, 7/23-8/12, which was the 2nd-longest streak on the club... Slashed .388/.448/.469 (.917 OPS) in 14 August games.

YEAR	CLUB	AVG	G	AB	R	H	2B	3B	HR	RBI	SH	SF	HP	BB	SO	SB	CS	OBP	SLG	OPS	E
2024	DSL Phillies-W	.311	46	148	26	46	9	1	0	22	0	6	9	16	15	8	8	.397	.385	.782	3

RAMIREZ, HENRY JUNIOR... RHP... B-T: R-R... **HT:** 6-1; **WT:** 174... **BORN:** October 20, 2005, Santo Domingo, DR... **RESIDES:** Santo Domingo... **HOW OBTAINED:** Signed by Phillies as an amateur free agent, 6/11/24... **SIGNED BY:** Victor Santana.

2024: Began professional career with Dominican Summer League Phillies Red (R).

YEAR	CLUB	W-L	ERA	G	GS	CG	SHO	SV	IP	H	R	ER	HR	HB	BB	SO	WP	BK	AVG
2024	DSL Phillies-R	1-0	2.93	9	0	0	0	0	15.1	9	8	5	0	3	20	19	8	1	.173

RAMOS, FERNANDO... RHP... B-T: R-R... **HT:** 6-0; **WT:** 189... **BORN:** January 25, 2003, Ciudad Habana, Cuba... **RESIDES:** Santo Domingo, DR... **HOW OBTAINED:** Signed by Phillies as an amateur free agent, 6/15/24... **SIGNED BY:** Luis García.

2024: Began professional career with Dominican Summer League Phillies Red (R)... Did not allow an ER in 9 of his 13 appearances... Converted all 3 of his save opportunities.

YEAR	CLUB	W-L	ERA	G	GS	CG	SHO	SV	IP	H	R	ER	HR	HB	BB	SO	WP	BK	AVG
2024	DSL Phillies-R	2-0	2.79	13	0	0	0	3	29.0	21	11	9	0	2	9	26	4	1	.208

RAO, ALEXANDER FRANCIS (Alex)... RHP... B-T: R-R... **HT:** 6-4; **WT:** 236... **BORN:** October 25, 1999, Hobe Sound, FL... **RESIDES:** Hobe Sound... **HOW OBTAINED:** Selected by Phillies in 8th round of 2022 MLB Draft... **SIGNED BY:** Derrick Ross... **EDUCATION:** Attended University of Notre Dame (IN)... 2018 graduate of Oxbidge Academy (FL).

2024: Began season with Jersey Shore (A)... Was on the IL (right elbow inflammation), 6/8-end of season... **2023:** Spent season with Clearwater (A)... Was on the IL (right forearm strain), 6/2-8/24, which included a rehab assignment with Florida Complex League Phillies (R)... Posted 5 straight scoreless appearances (7.1 IP), 5/24-8/25... Appeared in 1 postseason game... **2022:** Began professional career with FCL Phillies... Made his pro debut, 8/20 at FCL Tigers... Pitched in 2 games for Clearwater... Was on the IL (sciatic nerve irritation), 8/31-end of the season... Participated in Florida Instructional League.

YEAR	CLUB	W-L	ERA	G	GS	CG	SHO	SV	IP	H	R	ER	HR	HB	BB	SO	WP	BK	AVG
2022	FCL Phillies	0-0	0.00	1	0	0	0	0	1.0	0	1	0	0	0	1	0	1	0	.000
	Clearwater	0-0	0.00	2	0	0	0	0	2.0	0	0	0	0	0	0	1	0	0	.000
2023	Clearwater	0-3	6.00	15	6	0	0	0	27.0	28	20	18	2	4	14	33	4	0	.275
	FCL Phillies	1-0	0.00	1	0	0	0	0	1.0	0	0	0	0	0	0	0	0	0	.000
2024	Jersey Shore	0-1	11.12	12	0	0	0	0	11.1	13	16	14	0	1	18	14	6	0	.310
Minors Totals		1-4	6.80	31	6	0	0	0	42.1	41	37	32	2	5	33	48	11	0	.261

REYES, DARLING... RHP... B-T: R-R... **HT:** 5-10; **WT:** 208... **BORN:** October 29, 2003, Los Llanos, DR... **RESIDES:** San Pedro de Macoris, DR... **HOW OBTAINED:** Signed by Phillies as an amateur free agent, 3/13/24... **SIGNED BY:** Carlos Salas and Luis García.

2024: Began professional career with Dominican Summer League Phillies Red (R)... Finished the season by posting a 0.79 ERA (ER, 11.1 IP) in his final 7 outings.

YEAR	CLUB	W-L	ERA	G	GS	CG	SHO	SV	IP	H	R	ER	HR	HB	BB	SO	WP	BK	AVG
2024	DSL Phillies-R	1-2	3.96	14	0	0	0	0	25.0	23	20	11	0	4	21	28	9	3	.235

REYES, FELIX YOMAE... INF... B-T: R-R... **HT:** 6-4; **WT:** 256... **BORN:** March 26, 2001, Baní, DR... **RESIDES:** Baní... **HOW OBTAINED:** Signed by Phillies as an amateur free agent, 2/22/20... **SIGNED BY:** Luis García.

2024: Spent season with Jersey Shore (A)... Posted a .991 fielding percentage in 323 chances at 1st base... **2023:** Spent majority of season with Clearwater (A)... Promoted to Jersey Shore, 8/25... Between both levels, hit .319 (23-72) vs LHP... **2022:** Began season with Clearwater... Transferred to Florida Complex League Phillies (R), 5/6... Posted a slash line of .310/.328/.517 in 18 July games (61 PA)... Defensively, made starts at 1st base (20), RF (10) and LF (3)... **2021:** Made professional debut with FCL Phillies... His first pro HR was a grand slam, 7/15 vs FCL Blue Jays (gm 1)... Promoted to Clearwater, 8/3... Defensively made starts at 1st base (9) and in RF (18) and LF (1)... **2020:** Did not play.

YEAR	CLUB	AVG	G	AB	R	H	2B	3B	HR	RBI	SH	SF	HP	BB	SO	SB	CS	OBP	SLG	OPS	E
2020	Did not play																				
2021	FCL Phillies	.294	7	17	4	5	1	0	2	9	0	0	2	1	2	0	1	.400	.706	1.106	0
	Clearwater	.206	30	97	12	20	4	1	1	7	0	0	5	7	27	6	2	.294	.299	.593	2
2022	Clearwater	.163	14	49	6	8	1	1	1	5	0	0	5	18	1	1	.241	.286	.527	0	
	FCL Phillies	.241	42	137	26	33	6	1	4	26	0	1	1	4	31	2	2	.266	.387	.653	4
2023	Clearwater	.264	67	250	28	66	9	1	9	62	0	7	3	17	30	6	3	.311	.416	.727	6
	Jersey Shore	.257	10	35	2	9	0	0	1	6	0	2	1	1	4	0	0	.282	.343	.625	4
2024	Jersey Shore	.243	85	325	42	79	19	0	8	50	0	8	1	19	61	3	0	.281	.375	.656	8
Minors Totals		.242	255	910	120	220	40	4	26	165	0	18	13	54	173	18	9	.288	.380	.669	24

REYES, PEDRO ANTONIO... RHP... B-T: R-R... **HT:** 6-3; **WT:** 214... **BORN:** November 26, 2002, Coatzacoalcos, MX... **RESIDES:** Coatzacoalcos... **HOW OBTAINED:** Signed by Phillies as an amateur free agent, 1/4/20... **SIGNED BY:** Oneri Fleita and Charlie Gastelum.

2024: Started season with Florida Complex League Phillies (R)... Was promoted to Clearwater (A), 8/1... Was on the IL (right ankle sprain), 8/30-9/7... **2023:** Spent season with Dominican Summer League Phillies White (R)... Did not allow a run in 7 of 8 games... Posted a 0.72 WHIP... Limited LHH to a .080 AVG (2-25)... On the IL, 7/4-21 (right forearm strain)... **2022:** Pitched for DSL Phillies Red... Did not allow an earned run in 4 of his first 5 games... Participated in Florida Instructional League... **2021:** Began professional career with DSL Phillies White... Did not allow an ER over his final 16.0 innings (beginning 8/28)... Had 2 starts in which he tossed 5.0 hitless innings: 8/28 vs DSL Phillies Red and 10/1 vs DSL Brewers-1 (faced the minimum 15 batters)... **2020:** Did not pitch.

YEAR	CLUB	W-L	ERA	G	GS	CG	SHO	SV	IP	H	R	ER	HR	HB	BB	SO	WP	BK	AVG
2020	Did not pitch																		
2021	DSL Phillies-W	2-2	2.93	13	10	0	0	0	46.0	36	22	15	2	4	15	32	0	2	.213
2022	DSL Phillies-R	3-0	1.37	7	6	0	0	0	26.1	26	6	4	0	2	6	21	0	0	.257
2023	DSL Phillies-W	0-0	1.50	8	6	0	0	0	18.0	8	3	3	1	5	5	18	1	0	.138
2024	FCL Phillies	3-1	2.89	11	6	0	0	0	46.2	42	18	15	5	4	12	29	2	1	.239
	Clearwater	0-0	3.00	5	3	0	0	0	18.0	19	12	6	1	1	9	16	1	1	.260
Minors Totals		8-3	2.50	44	31	0	0	0	155.0	131	61	43	9	16	47	116	4	4	.227

REYES, RICHARD SAMUEL... RHP... B-T: R-R... **HT:** 6-6; **WT:** 238... **BORN:** October 14, 2003, San Juan de los Morros, VZ... **RESIDES:** Maracay, VZ... **HOW OBTAINED:** Signed by Phillies as an amateur free agent, 6/8/24... **SIGNED BY:** William Mota.

2024: Began professional career with Dominican Summer League Phillies White (R)... Did not allow a run in 6 of his first 7 outings (1 start).

YEAR	CLUB	W-L	ERA	G	GS	CG	SHO	SV	IP	H	R	ER	HR	HB	BB	SO	WP	BK	AVG
2024	DSL Phillies-W	2-1	4.50	13	6	0	0	1	36.0	30	18	18	0	4	14	34	7	1	.227

RINCON, BRYAN ALFONSO... INF... B-T: S-R... **HT:** 5-11; **WT:** 189... **BORN:** February 8, 2004, New York, NY... **RESIDES:** Miami, FL... **HOW OBTAINED:** Selected by Phillies in 14th round of 2022 MLB Draft... **SIGNED BY:** Jeff Zona Jr... **EDUCATION:** 2022 graduate of Shaler Area HS (PA).

2024: Played for Jersey Shore (A)... Posted a .920 OPS in 11 May games (46 PA)... Was on the IL (right hamstring strain), 5/20-8/26, which included a rehab assignment with Clearwater (A)... Played for Glendale in the Arizona Fall League... Following the season, was named the best defensive infielder and as having the best infield arm in the Phillies system by *Baseball America*... **2023:** Spent majority of the season with Clearwater... Was named Florida State League Player of the Week, 5/15-21... Had the 4th-most walks (68) among Phillies minor leaguers... Promoted to Jersey Shore (A), 8/14... Started 97 games at SS and had a .970 fielding percentage, committing only 11 errors in 371 chances... Posted a .914 OPS in 21 May games (88 PA)... Played in 3 playoff games... Following the season, was named the No. 7 prospect, the best defensive infielder and as having the best infield arm in the Phillies system by *Baseball America*... **2022:** Began professional career with Florida Complex League Phillies (R)... Made his pro debut, 8/2 at FCL Yankees... Stole 3 bases, 8/9... Participated in Florida Instructional League.

YEAR	CLUB	AVG	G	AB	R	H	2B	3B	HR	RBI	SH	SF	HP	BB	SO	SB	CS	OBP	SLG	OPS	E
2022	FCL Phillies	.176	12	34	7	6	2	0	2	9	1	0	1	6	7	4	0	.317	.412	.729	1
2023	Clearwater	.228	81	276	49	63	13	1	8	45	1	6	6	59	63	23	10	.369	.370	.739	10
	Jersey Shore	.258	18	62	13	16	4	0	0	7	0	3	3	9	13	4	4	.364	.323	.686	1
2024	Jersey Shore	.202	33	114	25	23	9	0	2	15	0	2	1	23	44	8	0	.336	.333	.669	6
	Clearwater	.143	2	7	1	1	0	0	0	0	0	0	1	2	0	0	.250	.143	.393	1	
Minors Totals		.221	146	493	95	109	28	1	12	76	2	11	11	98	129	39	14	.356	.355	.711	19

RITCHIE, ERIK CHRISTIAN... LHP... B-T: L-L... **HT:** 6-1; **WT:** 214... **BORN:** June 22, 2003, Sellersville, PA... **RESIDES:** Telford, PA... **HOW OBTAINED:** Selected by Phillies in 19th round of 2024 MLB Draft... **SIGNED BY:** Kellan McKeon... **EDUCATION:** Attended East Carolina University (NC)... 2021 graduate of Souderton Area HS (PA).

ROBERTS, COLE DAVID... INF/OF... B-T: R-R... **HT:** 5-9; **WT:** 176... **BORN:** October 9, 2000, Encinitas, CA... **RESIDES:** Cardiff, CA... **HOW OBTAINED:** Signed by Phillies as a minor league free agent, 1/30/25... **EDUCATION:** Attended Loyola Marymount University (CA)... 2019 graduate of Sante Fe Christian HS (CA)... **MISC:** Originally signed by ARI as a non-drafted free agent, 7/17/23... Selected by SD in 38th round of 2019 MLB Draft, but did not sign... **SIGNED BY:** Jeremiah Luster.

2024: Split season between Visalia (A) and Hillsboro (A) in the ARI organization before being released, 7/19... **2023:** Began professional career with Arizona Complex League Diamondbacks Black (R)... Transferred to ACL Diamondbacks Red, 7/25.

YEAR	CLUB	AVG	G	AB	R	H	2B	3B	HR	RBI	SH	SF	HP	BB	SO	SB	CS	OBP	SLG	OPS	E
2023	ACL D-Backs-B	.375	3	8	3	3	0	0	0	0	0	0	0	2	3	0	0	.500	.375	.875	0
	ACL D-Backs-R	.404	16	47	11	19	3	0	2	11	0	3	1	7	4	4	1	.466	.596	1.062	2
	ACL Combined	.400	19	55	14	22	3	0	2	11	0	3	1	9	7	4	1	.471	.564	1.035	2
2024	Visalia	.198	30	86	13	17	3	2	0	7	1	0	0	9	22	8	2	.274	.279	.553	1
	Hillsboro	.192	10	26	5	5	0	0	0	5	0	1	0	7	7	1	0	.353	.192	.545	1
Minors Totals		.263	59	167	32	44	6	2	2	23	1	4	1	25	36	13	3	.355	.359	.714	4

ROBLES, EDUARDO ... RHP ... B-T: R-R... **HT:** 6-2; **WT:** 215... **BORN:** June 27, 2005, Ensenada, MX... **RESIDES:** Ensenada... **HOW OBTAINED:** Signed by Phillies as an amateur free agent, 4/20/23... **SIGNED BY:** Charlie Gastelum.

2024: Spent season with Dominican Summer League Phillies White (R)... Led Phillies short-season pitchers in ERA (min. 40.0 IP) and IP... **2023:** Began professional career with DSL Phillies Red... Limited RHH to a .162 AVG (6-37)... 7 of his 10 appearances were scoreless.

YEAR	CLUB	W-L	ERA	G	GS	CG	SHO	SV	IP	H	R	ER	HR	HB	BB	SO	WP	BK	AVG
2023	DSL Phillies-R	1-1	2.84	10	0	0	0	0	19.0	13	9	6	0	1	10	12	6	0	.188
2024	DSL Phillies-W	3-3	2.61	11	9	0	0	0	48.1	45	25	14	1	3	16	41	4	0	.245
Minors Totals		4-4	2.67	21	9	0	0	0	67.1	58	34	20	1	4	26	53	10	0	.229

RODRÍGUEZ, ESTERLING JOSÉ ... OF ... B-T: L-R... **HT:** 5-10; **WT:** 165... **BORN:** September 8, 2005, San Ignacio de Sabaneta, DR... **RESIDES:** San Ignacio de Sabaneta... **HOW OBTAINED:** Signed by Phillies as an amateur free agent, 1/15/23... **SIGNED BY:** José Guzman.

2024: Spent the season with Dominican Summer League Phillies Red (R)... Ranked 3rd in OPS among all Phillies DSL players (min. 75 PA)... **2023:** Began professional career with DSL Phillies Red... Made his pro debut, 6/6 vs DSL Twins.

YEAR	CLUB	AVG	G	AB	R	H	2B	3B	HR	RBI	SH	SF	HP	BB	SO	SB	CS	OBP	SLG	OPS	E
2023	DSL Phillies-R	.235	29	85	13	20	6	1	0	4	0	1	1	10	16	5	2	.320	.329	.649	7
2024	DSL Phillies-R	.265	23	68	12	18	5	0	1	14	0	1	0	19	23	9	2	.421	.382	.803	2
Minors Totals		.248	52	153	25	38	11	1	1	18	0	2	1	29	39	14	4	.368	.353	.721	9

RODRÍGUEZ, JOSÉ AUGUSTO ... INF ... B-T: R-R... **HT:** 5-11; **WT:** 206... **BORN:** May 13, 2001, Esperanza, DR... **RESIDES:** Mahwah, NJ... **HOW OBTAINED:** Acquired from CWS in exchange for cash considerations, 4/5/24... **SIGNED BY:** Guillermo Peralta and Ruddy Moreta... **MISC:** Originally signed by CWS as an amateur free agent, 2/13/18.

2024: Played for Reading (AA) before being placed on the ineligible list, 6/4, and missed the remainder of the season... **2023:** Made his ML debut with CWS, 6/20, vs TEX as a pinch runner and scored the game-tying run in the 8th inning... Among CWS minor leaguers, ranked 2nd in HR (21), 3rd in SB (31), 4th in TB (205), T-4th in hits (123), 5th in runs (74), 6th in XBH (40) and T-6th in RBI (62)... Spent a majority of the season with Birmingham (AA)... Was optioned to Charlotte (AAA), 9/1... **2022:** Among Southern League batters, ranked 2nd in SB, T-2nd in triples, 3rd in hits, 4th in AVG, T-5th in RBI, 6th in runs and 7th in TB (189)... Spent the season with Birmingham... **2021:** Led CWS minor leaguers in runs (79), hits (141), TB (220) and SB (30)... Began season with Kannapolis (A)... Was promoted to Winston-Salem (A) on 8/10 and Birmingham on 9/14... Played for Glendale in the Arizona Fall League... **2020:** Did not play... **2019:** Spent the season with the Arizona Complex League White Sox (R)... **2018:** Began professional career with the Dominican Summer League White Sox (R)... Made his pro debut, 6/2 at DSL Padres.

YEAR	CLUB	AVG	G	AB	R	H	2B	3B	HR	RBI	SH	SF	HP	BB	SO	SB	CS	OBP	SLG	OPS	E
2018	DSL White Sox	.291	60	227	31	66	13	3	2	23	1	2	1	9	29	16	4	.318	.401	.719	14
2019	ACL White Sox	.293	44	188	28	55	7	3	9	31	2	0	1	9	45	7	1	.328	.505	.833	14
2020	Did not play																				
2021	Kannapolis	.283	78	336	58	95	22	4	9	32	0	1	2	21	57	20	5	.328	.452	.780	21
	Winston-Salem	.361	29	119	19	43	4	1	5	19	0	2	0	5	13	10	5	.381	.538	.919	6
	Birmingham	.214	4	14	2	3	1	0	0	0	0	0	0	2	0	1	.214	.286	.500	0	
2022	Birmingham	.280	104	440	75	123	21	6	11	68	1	1	3	38	66	40	10	.340	.430	.770	15
2023	Birmingham	.264	87	382	63	101	17	0	18	54	0	3	1	18	95	28	6	.297	.450	.747	12
	CHICAGO-AL	.000	1	0	1	0	0	0	0	0	0	0	0	0	0	0	0	.000	.000	.000	0
	Charlotte	.253	19	87	11	22	2	0	3	8	0	0	0	2	13	3	3	.270	.379	.649	3
2024	Reading	.265	38	147	30	39	9	1	4	18	0	2	2	13	21	12	2	.329	.422	.751	5
Minors Totals		.282	463	1940	317	547	96	18	61	253	4	11	10	115	341	136	37	.324	.444	.768	90
ML	Totals	.000	1	0	1	0	0	0	0	0	0	0	0	0	0	0	0	.000	.000	.000	0

ROSARIO, GUILLERMO SAUL ... C ... B-T: R-R... **HT:** 6-2; **WT:** 232... **BORN:** April 22, 2005, Santo Domingo, DR... **RESIDES:** Santiago de los Caballeros, DR... **HOW OBTAINED:** Signed by Phillies as an amateur free agent, 7/25/22... **SIGNED BY:** José Guzman.

2024: Started the season with Florida Complex League Phillies (R)... Promoted to Clearwater (A), 7/27... Was on the IL (right hand contusion), 8/23-end of season... **2023:** Began professional career with Dominican Summer League Phillies White (R)... Had a .299 AVG (23-77) against RHP... Played in 3 postseason games.

YEAR	CLUB	AVG	G	AB	R	H	2B	3B	HR	RBI	SH	SF	HP	BB	SO	SB	CS	OBP	SLG	OPS	E
2023	DSL Phillies-W	.264	32	91	19	24	5	0	0	11	0	0	3	18	18	2	1	.402	.319	.721	2
2024	FCL Phillies	.237	51	169	29	40	9	2	4	27	0	4	4	24	55	2	1	.338	.385	.723	7
	Clearwater	.194	12	36	3	7	0	0	1	4	0	1	1	1	12	0	0	.231	.278	.509	2
Minors Totals		.240	95	296	51	71	14	2	5	42	0	5	8	43	85	4	2	.347	.351	.698	11

ROSARIO, RAYMON ANDRES ... LHP ... B-T: L-L... **HT:** 6-1; **WT:** 217... **BORN:** June 6, 2005, Santiago de los Caballeros, DR... **RESIDES:** Santiago de los Caballeros... **HOW OBTAINED:** Signed by Phillies as an amateur free agent, 6/13/23... **SIGNED BY:** Andrés Hiraldo.

2024: Spent season with Dominican Summer League Phillies Red (R)... Made 12 starts to lead both DSL Phillies teams and rank 4th in the league... **2023:** Began professional career with DSL Phillies Red... Made his pro debut, 8/1 vs DSL Twins.

YEAR	CLUB	W-L	ERA	G	GS	CG	SHO	SV	IP	H	R	ER	HR	HB	BB	SO	WP	BK	AVG
2023	DSL Phillies-R	0-1	7.50	5	1	0	0	0	6.0	5	5	5	0	0	12	5	2	0	.250
2024	DSL Phillies-R	0-5	5.44	12	12	0	0	0	46.1	46	31	28	2	10	23	52	8	0	.256
Minors Totals		0-6	5.68	17	13	0	0	0	52.1	51	36	33	2	10	35	57	10	0	.255

ROSARIO, RICARDO EMANUEL ... OF ... B-T: R-R... **HT:** 6-0; **WT:** 197... **BORN:** February 8, 2003, Maracay, VZ... **RESIDES:** Maracay... **HOW OBTAINED:** Signed by Phillies as an amateur free agent, 7/2/19... **SIGNED BY:** Rafael Alvarez and William Mota.

2024: Was placed on the IL (left UCL injury) by Jersey Shore (A) to begin the season and made rehab appearances with Clearwater (A) and Florida Complex League Phillies (R) before being reinstated on 8/22... **2023:** Spent season with Clearwater... Had the best stolen base percentage (90.6%) on the team (min. 15 stolen base attempts)... Posted a .455 OBP in 6 playoff games (23 PA)... **2022:** Began season with Dominican Summer League Phillies White (R)... Promoted to FCL Phillies, 6/16... Made starts at every outfield position... Recorded 6 multi-hit games in June... **2021:** Made professional debut with DSL Phillies White... Led all short-season Phillies minor league players in RBI (24)... Started at each OF position... **2020:** Did not play.

YEAR	CLUB	AVG	G	AB	R	H	2B	3B	HR	RBI	SH	SF	HP	BB	SO	SB	CS	OBP	SLG	OPS	E
2020	Did not play																				
2021	DSL Phillies-W	.235	49	162	28	38	6	3	1	24	0	6	5	18	31	12	3	.319	.327	.646	3
2022	DSL Phillies-W	.346	8	26	3	9	3	1	0	3	1	1	0	2	7	3	1	.379	.538	.917	1
	FCL Phillies	.240	35	100	14	24	5	1	1	7	0	1	2	13	22	4	3	.336	.340	.676	0
2023	Clearwater	.236	75	276	45	65	6	2	7	39	3	4	6	38	63	29	3	.336	.348	.684	2
2024	Clearwater	.213	17	61	5	13	4	0	0	6	0	0	2	3	19	4	1	.273	.279	.551	0
	FCL Phillies	.091	4	11	0	1	0	0	0	0	0	0	0	0	5	1	0	.091	.091	.182	0
Minors Totals		.236	188	636	95	150	24	7	9	79	4	12	15	74	147	53	11	.324	.338	.662	6

RUIZ, IBRAHIM EDUARDO ... OF ... B-T: R-R... **HT:** 5-10; **WT:** 176... **BORN:** November 6, 2006, Maracaibo, VZ... **RESIDES:** Maracaibo... **HOW OBTAINED:** Signed by Phillies as an amateur free agent, 1/15/24... **SIGNED BY:** Elvis García.

2024: Began professional career with Dominican Summer League Phillies Red (R)... Made his pro debut, 6/3 at DSL Colorado.

YEAR	CLUB	AVG	G	AB	R	H	2B	3B	HR	RBI	SH	SF	HP	BB	SO	SB	CS	OBP	SLG	OPS	E
2024	DSL Phillies-R	.197	22	61	9	12	1	0	0	5	0	1	4	3	15	4	3	.275	.213	.489	0

RUSSO, LUKE CHARLES ... RHP ... B-T: L-R... **HT:** 6-4; **WT:** 210... **BORN:** February 21, 2001, Howell, MI... **RESIDES:** Howell... **HOW OBTAINED:** Selected by Phillies in 16th round of 2023 MLB Draft... **SIGNED BY:** Derrick Ross... **EDUCATION:** 2023 graduate of Eastern Michigan University... 2019 graduate of Howell HS... **MISC:** Led the Mid-American Conference in 2023 with 107 SO.

2024: Began professional career with Clearwater (A)... Among Phillies minor leaguers, ranked 3rd in SO (125), T-4th in starts (20) and 10th in IP (101.1)... Promoted to Jersey Shore (A), 7/15... Did not allow more than 3 ER in any of his 7 outings (6 starts) with Jersey Shore.

YEAR	CLUB	W-L	ERA	G	GS	CG	SHO	SV	IP	H	R	ER	HR	HB	BB	SO	WP	BK	AVG
2024	Clearwater	4-3	5.13	15	14	0	0	0	66.2	67	39	38	6	5	26	88	5	4	.260
	Jersey Shore	4-2	2.86	7	6	0	0	0	34.2	24	13	11	1	3	15	37	4	0	.203
Minors Totals		8-5	4.35	22	20	0	0	0	101.1	91	52	49	7	8	41	125	9	4	.242

SABATINI, FILIPPO ... RHP ... B-T: R-R... **HT:** 6-3; **WT:** 168... **BORN:** March 2, 2007, Anzio, Italy... **RESIDES:** Anzio... **HOW OBTAINED:** Signed by Phillies as an amateur free agent, 1/15/25... **SIGNED BY:** Claudio Scerrato.

SALCEDO, SAMUEL ANDRES ... INF ... B-T: S-R... **HT:** 5-9; **WT:** 167... **BORN:** December 19, 2007, Macuto, VZ... **RESIDES:** Catia La Mar, VZ... **HOW OBTAINED:** Signed by Phillies as an amateur free agent, 1/15/25... **SIGNED BY:** Jesús Blanco.

SALTIBAN, DEVIN EZEKIEL-BOYD ... INF ... B-T: R-R... **HT:** 5-9; **WT:** 189... **BORN:** February 14, 2005, Hilo, HI... **RESIDES:** Las Vegas, NV... **HOW OBTAINED:** Selected by Phillies in 3rd round of 2023 MLB Draft... **SIGNED BY:** Demerius Pittman... **EDUCATION:** 2023 graduate of Hilo HS... **MISC:** Was ranked by Perfect Game as the best high school outfielder in Hawaii in 2023.

2024: Spent the entire season with Clearwater (A) and was named a Florida State League All-Star... Among qualified FSL batters, ranked 3rd in runs, HR & OPS, 4th in SLG (.428), 6th in OBP, 9th in TB (148), and 10th in AVG and RBI... Played in 2 postseason games... Following the season, was named the No. 10 prospect in the Phillies system by *Baseball America*... **2023:** Began professional career with Florida Complex League Phillies (R)... Recorded a hit in 9 of his 10 games.

YEAR	CLUB	AVG	G	AB	R	H	2B	3B	HR	RBI	SH	SF	HP	BB	SO	SB	CS	OBP	SLG	OPS	E
2023	FCL Phillies	.333	10	42	10	14	2	0	1	7	0	0	1	3	7	5	1	.391	.452	.843	1
2024	Clearwater	.237	97	346	68	82	13	1	17	53	0	4	10	50	102	22	2	.346	.428	.774	13
Minors Totals		.247	107	388	78	96	15	1	18	60	0	4	11	53	109	27	3	.351	.430	.781	14

SCHREFFLER JR., TROY MATTHEW ... OF ... B-T: R-R... **HT:** 6-0; **WT:** 190... **BORN:** October 27, 2000, Harrisburg, PA... **RESIDES:** Harrisburg... **HOW OBTAINED:** Selected by Phillies in 15th round of 2022 MLB Draft... **SIGNED BY:** Jeff Zona Jr... **EDUCATION:** Attended University of Maryland... 2019 graduate of Central Dauphin HS (PA).

2024: Spent entire season with Jersey Shore (A)... Made starts at all three outfield positions... Tied a Jersey Shore record with 2 triples in a single game, 5/24 at Aberdeen... Was on the IL (right ankle sprain), 5/4-20... **2023:** Began season with Jersey Shore... Transferred to Florida Complex League Phillies (R), 5/13 and to Clearwater (A), 6/13... Reached base in 17 of his last 18 games, 8/12-9/9, and in that stretch slashed .327/.419/.510 (.929 OPS)... Played in 5 postseason games... **2022:** Began professional career with Clearwater... Made his pro debut, 8/2 at Tampa... Made starts at every OF position... Recorded a 1.000 fielding percentage (41 chances)... Participated in Florida Instructional League.

YEAR	CLUB	AVG	G	AB	R	H	2B	3B	HR	RBI	SH	SF	HP	BB	SO	SB	CS	OBP	SLG	OPS	E
2022	Clearwater	.207	27	92	11	19	5	1	1	9	0	0	3	11	32	4	0	.311	.315	.626	0
2023	Jersey Shore	.186	19	43	14	8	2	0	0	6	0	1	2	12	15	9	4	.379	.233	.612	1
	Clearwater	.289	42	121	28	35	1	2	6	24	0	4	1	22	34	11	4	.392	.479	.871	5
2024	Jersey Shore	.228	82	255	45	58	11	4	8	39	1	3	6	20	80	23	1	.296	.396	.692	2
Minors Totals		.235	170	511	98	120	19	7	15	78	1	8	12	65	161	47	9	.331	.387	.718	8

SCHULTZ, ANDREW WADDELL ... RHP ... B-T: R-R... **HT:** 6-4; **WT:** 204... **BORN:** July 31, 1997, Atlanta, GA... **RESIDES:** Loudon, TN... **HOW OBTAINED:** Selected by Phillies in 6th round of 2019 MLB Draft... **SIGNED BY:** Timi Moni... **EDUCATION:** Attended University of Tennessee... 2016 graduate of Greater Atlanta Christian HS.

2024: Pitched majority of season with Reading (AA)... Was on the IL (right elbow inflammation), 4/13-29, which included a rehab stint with Clearwater (A)... Was promoted to Lehigh Valley (AAA), 9/19... 15 of his 17 outings from 5/30-8/1 were scoreless, totaling a 1.00 ERA (2 ER, 18.0 IP)... **2023:** Spent season with Reading... Recorded 7 straight scoreless appearances, 6/28-8/5... **2022:** Began season with Jersey Shore (A)... Promoted to Reading, 8/5... Combined, held RHH to a .182 AVG (20-110)... **2021:** Missed entire season (right elbow surgery)... **2020:** Did not pitch... **2019:** Began pro career with Gulf Coast League Phillies East (R) and was promoted to Lakewood (A) after 1 appearance... Was on the IL with right shoulder inflammation, 8/19 through the remainder of the season... Participated in Florida Instructional League.

YEAR	CLUB	W-L	ERA	G	GS	CG	SHO	SV	IP	H	R	ER	HR	HB	BB	SO	WP	BK	AVG
2019	GCL Phillies-E	0-0	0.00	1	0	0	0	0	1.0	1	0	0	0	0	0	0	0	0	.333
	Lakewood	0-2	7.20	11	0	0	0	0	10.0	11	11	8	1	2	9	15	4	1	.262
2020	Did not pitch																		
2021	Injured - Did not pitch																		
2022	Jersey Shore	0-3	4.80	31	0	0	0	1	30.0	23	19	16	3	4	20	48	13	0	.204
	Reading	0-0	2.45	14	0	0	0	0	14.2	13	6	4	0	3	14	14	2	0	.232
2023	Reading	1-3	5.97	34	0	0	0	0	37.2	35	30	25	3	4	30	41	7	0	.254
2024	Reading	1-3	4.87	40	0	0	0	6	40.2	36	24	22	2	7	25	52	7	1	.237
	Clearwater	0-0	0.00	1	0	0	0	0	1.0	0	0	0	0	0	0	3	0	0	.000
	Lehigh Valley	0-1	27.00	1	0	0	0	0	0.2	1	2	2	1	0	4	1	0	0	.333
Minors Totals		2-12	5.11	133	0	0	0	7	135.2	120	92	77	10	20	102	174	33	2	.235

SEGURA, ENRIQUE JUNIOR ... RHP ... B-T: R-R... **HT:** 6-3; **WT:** 175... **BORN:** December 19, 2004, San Pedro de Macoris, DR... **RESIDES:** San Pedro de Macoris... **HOW OBTAINED:** Signed by Phillies as an amateur free agent, 1/15/22... **SIGNED BY:** Carlos Salas and Bernardo Pérez.

2024: Began year with Florida Complex League Phillies (R)... Named FCL Pitcher of the Week, 5/6-12, after making a start of 6.0 scoreless innings against FCL Tigers on 5/11... Was promoted to Clearwater (A), 6/11... **2023:** Spent season with FCL Phillies... Tossed 5.0 scoreless IP on 7/21 at FCL Blue Jays... **2022:** Began professional career with Dominican Summer League Phillies Red (R)... Ranked T-1st on the team in wins... Held RHH to a .179 AVG (17-95).

YEAR	CLUB	W-L	ERA	G	GS	CG	SHO	SV	IP	H	R	ER	HR	HB	BB	SO	WP	BK	AVG
2022	DSL Phillies-R	5-1	2.32	13	8	0	0	0	42.2	36	16	11	1	3	22	39	10	1	.234
2023	FCL Phillies	1-3	6.87	11	10	0	0	0	36.2	32	29	28	4	12	29	33	4	1	.254
2024	FCL Phillies	2-2	3.90	6	6	0	0	0	32.1	30	14	14	2	3	12	31	4	1	.248
	Clearwater	2-4	7.17	10	9	0	0	0	42.2	41	35	34	7	7	26	42	2	0	.258
Minors Totals		10-10	5.07	40	33	0	0	0	154.1	139	94	87	14	25	89	145	20	3	.248

SEVERINO, CARLOS MANUEL... INF... B-T: R-R... **HT:** 6-0; **WT:** 179... **BORN:** March 7, 2008, San Pedro de Macoris... **RESIDES:** San Pedro de Macoris... **HOW OBTAINED:** Signed by Phillies as an amateur free agent, 1/15/25... **SIGNED BY:** Eduardo Soriano.

SHOJINAGA, KODEY TOSHI... C... B-T: R-R... **HT:** 5-10; **WT:** 194... **BORN:** February 22, 2003, Honolulu, HI... **RESIDES:** Honolulu... **HOW OBTAINED:** Selected by Phillies in 6th round of 2024 MLB Draft... **SIGNED BY:** Justin Munson... **EDUCATION:** Attended University of Kansas... 2022 graduate of Mid-Pacific Institute (HI)... **MISC:** Became the 5th-highest drafted position player in Kansas' history.

2024: Began professional career with Clearwater (A).

YEAR	CLUB	AVG	G	AB	R	H	2B	3B	HR	RBI	SH	SF	HP	BB	SO	SB	CS	OBP	SLG	OPS	E
2024	Clearwater	.143	15	42	6	6	0	0	0	4	0	0	1	15	4	0	2	.379	.143	.522	0

SKIRROW, NOAH SMITH DANIEL... RHP... B-T: R-R... **HT:** 6-3; **WT:** 242... **BORN:** July 21, 1998, Cambridge, Ontario, Canada... **RESIDES:** Ormond Beach, FL... **HOW OBTAINED:** Signed by Phillies as a non-drafted free agent, 6/15/20... **SIGNED BY:** Kellan McKeon... **EDUCATION:** Attended Liberty University (VA)... 2017 graduate of St. John Henry Newman Catholic Secondary School in Canada... **MISC:** In 2019, led the Atlantic Sun Conference with 11.50 SO/9.0 IP (98 SO/76.2 IP).

2024: Spent season with Reading (AA)... Posted a 2.16 ERA (4 ER, 16.2 IP) in 4 August games (3 starts)... **2023:** Pitched entire season for Lehigh Valley (AAA)... Led the team in wins, SO and IP... **2022:** Spent majority of season with Reading... Among all Phillies minor league pitchers, ranked 1st in games started (25) & innings pitched (119.2) and was 2nd in strikeouts (133)... Was on the IL (right ankle contusion), 5/12-20... Promoted to Lehigh Valley, 9/5... **2021:** Began professional career with Jersey Shore (A)... Was on the IL, 6/18-7/16 (right biceps tendinitis), which included a rehab assignment to Florida Complex League Phillies (R)... Promoted to Reading, 7/23, and transferred to Jersey Shore, 9/7... Overall, struck out 60 in 58.0 innings... In 8 relief appearances, posted a 3.13 ERA (8 ER, 23.0 IP)... **2020:** Participated in Florida Instructional League.

YEAR	CLUB	W-L	ERA	G	GS	CG	SHO	SV	IP	H	R	ER	HR	HB	BB	SO	WP	BK	AVG
2020	Did not pitch																		
2021	Jersey Shore	0-2	3.73	9	6	0	0	0	31.1	26	14	13	2	3	16	40	3	0	.224
	FCL Phillies	0-0	0.00	2	1	0	0	0	3.0	1	0	0	0	0	2	2	0	0	.125
	Reading	1-3	5.70	7	3	0	0	0	23.2	29	17	15	5	0	9	18	1	0	.284
2022	Reading	5-8	4.65	21	21	0	0	0	98.2	107	58	51	10	5	32	115	4	2	.273
	Lehigh Valley	0-1	3.00	4	4	0	0	0	21.0	14	7	7	3	0	9	18	0	0	.192
2023	Lehigh Valley	8-4	5.84	24	14	0	0	1	101.2	126	68	66	19	4	53	79	6	1	.305
2024	Reading	6-5	4.66	25	17	0	0	0	94.2	110	64	49	9	9	47	64	1	0	.288
Minors Totals		20-23	4.84	92	66	0	0	1	374.0	413	228	201	48	21	168	336	15	3	.278

SPIKERMAN, JOHN GREGORY... OF... B-T: S-R... **HT:** 6-0; **WT:** 175... **BORN:** April 2, 2003, Houston, TX... **RESIDES:** Montgomery, TX... **HOW OBTAINED:** Selected by Phillies in 3rd round of 2024 MLB Draft... **SIGNED BY:** Thomas Field... **EDUCATION:** Attended University of Oklahoma... 2021 graduate of Lake Creek HS (TX).

2024: Began professional career with Clearwater (A)... Following the season, was named the best defensive outfielder in the Phillies system by *Baseball America*.

YEAR	CLUB	AVG	G	AB	R	H	2B	3B	HR	RBI	SH	SF	HP	BB	SO	SB	CS	OBP	SLG	OPS	E
2024	Clearwater	.226	17	62	13	14	4	1	0	5	0	0	4	9	20	7	1	.360	.323	.683	0

STASHAK, CODY WILLIAM... RHP... B-T: R-R... **HT:** 6-2; **WT:** 180... **BORN:** June 4, 1994, Somers Point, NJ... **RESIDES:** Bridgeton, NJ... **HOW OBTAINED:** Signed by Phillies as a minor league free agent, 10/30/24... **SIGNED BY:** John Wilson... **EDUCATION:** Attended St. John's University (NY) and Cumberland County College (NJ)... 2012 graduate of Oakcrest HS (NJ)... **MISC:** Originally selected by MIN in 13th round of 2015 MLB Draft.

2024: Pitched for Sacramento (AAA) in the SF organization... Was on the IL twice, 5/23-29 and 7/24 (left oblique inflammation) before being released on 8/13... **2023:** Made 5 relief appearances for Sacramento after signing a minor league contract with SF, 8/25... **2022:** Pitched for MIN... Was on the IL (right biceps tendinitis), beginning of season-4/16, which included a rehab assignment with Fort Myers (A)... Went back on the IL (right shoulder impingement), 5/22, and missed the remainder of the season... **2021:** Pitched for MIN in 15 outings... Was optioned to St. Paul twice, 4/14 and 5/7, and was recalled on 4/25 and 5/18... Was placed on the IL (spine disc injury), 5/29, and missed the remainder of the season... **2020:** Pitched for MIN... Did not allow an ER in 8 of his 11 outings and posted a 0.93 WHIP... Was placed on the IL (back inflammation), 8/12-9/6... **2019:** Made his MLB debut, 7/23 vs NYB, and tossed 2.0 scoreless innings... Began the season with Pensacola (AA) and was promoted to Rochester (AAA), 6/9... **2018:** Began the season with Fort Myers before being promoted to Chattanooga (AA), 4/16, where he pitched the rest of the season... **2017:** Spent a majority of the season with Fort Myers... Was on the IL (right oblique strain), 5/22-6/11, and again (right shoulder impingement), 7/26-8/24, which included a rehab assignment with the Gulf Coast Twins (R)... Was promoted to Chattanooga, 8/25, where he finished the season... **2016:** Spent a majority of the year with Cedar Rapids (A)... Was promoted to Fort Myers, 8/4... Was on the IL (right shoulder inflammation), 8/14-23... **2015:** Began his professional career with Elizabethton (R)... Made his pro debut, 6/28 (gm 2) vs Pulaski... Was on the IL (right shoulder impingement), 8/2-10.

STASHAK, CODY (continued)

YEAR	CLUB	W-L	ERA	G	GS	CG	SHO	SV	IP	H	R	ER	HR	HB	BB	SO	WP	BK	AVG
2015	Elizabethton	5-2	3.43	10	10	0	0	0	44.2	39	19	17	4	2	11	53	3	0	.234
2016	Cedar Rapids	8-5	3.16	18	17	0	0	1	105.1	90	38	37	4	3	30	80	7	0	.233
	Fort Myers	2-0	0.54	3	3	0	0	0	16.2	13	1	1	0	0	3	10	0	1	.217
2017	Fort Myers	3-4	3.89	16	16	0	0	0	83.1	72	40	36	7	4	20	72	5	0	.236
	GCL Twins	1-0	3.18	3	0	0	0	0	5.2	5	2	2	0	1	0	8	0	0	.238
2018	Chattanooga	0-0	0.00	3	0	0	0	0	6.0	4	0	0	0	0	0	10	0	0	.190
	Fort Myers	1-0	4.50	2	0	0	0	0	4.0	2	2	2	1	0	2	5	0	1	.143
2019	Chattanooga	1-1	2.75	35	2	0	0	4	55.2	47	18	17	4	1	13	69	3	2	.230
	Pensacola	2-3	4.76	19	0	0	0	4	28.1	28	25	15	4	2	5	40	0	0	.250
2020	Rochester	5-0	1.44	14	2	0	0	0	25.0	17	5	4	1	0	4	34	0	0	.185
	MINNESOTA	0-1	3.24	18	1	0	0	0	25.0	29	9	9	3	1	1	25	0	0	.287
2021	MINNESOTA	1-0	3.00	11	0	0	0	0	15.0	11	5	5	2	0	3	17	1	0	.204
	MINNESOTA	0-0	6.89	15	0	0	0	0	15.2	16	12	12	2	1	10	26	1	0	.258
2022	St. Paul	0-0	0.00	2	0	0	0	0	2.1	2	0	0	0	0	0	3	0	0	.222
	Fort Myers	0-0	0.00	1	0	0	0	0	1.0	0	0	0	0	0	0	2	0	0	.000
2023	MINNESOTA	3-0	3.86	11	0	0	0	0	16.1	16	7	7	1	0	0	15	0	0	.250
	Sacramento	0-1	12.60	5	0	0	0	0	5.0	6	7	7	3	1	1	4	0	0	.286
2024	Sacramento	1-2	5.45	27	0	0	0	2	36.1	45	23	22	8	0	12	44	2	1	.304
Minors Totals		29-18	3.43	158	50	0	0	11	419.1	370	180	160	36	14	101	434	20	5	.237
ML	Totals	4-1	4.13	55	1	0	0	0	72.0	72	33	33	8	2	14	83	2	0	.256

STEWART, CASEY ALEXANDER... **RHP...** **B-T:** R-R... **HT:** 6-5; **WT:** 268... **BORN:** August 2, 2001, Wichita, KS... **RESIDES:** Wichita... **HOW OBTAINED:** Selected by Phillies in 19th round of 2023 MLB Draft... **SIGNED BY:** Justin Munson... **EDUCATION:** 2023 graduate of Washburn University (KS)... 2019 graduate of Wichita East HS.

2024: Among Phillies minor league pitchers, ranked T-5th in wins (8), 9th in IP (102.2) and 10th in SO (101)... Started season with Clearwater (A)... Was promoted to Jersey Shore (A), 6/26... **2023:** Began professional career with Florida Complex League Phillies (R)... Was promoted to Clearwater, 8/25.

YEAR	CLUB	W-L	ERA	G	GS	CG	SHO	SV	IP	H	R	ER	HR	HB	BB	SO	WP	BK	AVG
2023	FCL Phillies	0-0	0.00	2	0	0	0	0	2.0	0	0	0	0	0	1	2	0	0	.000
	Clearwater	0-0	4.50	3	0	0	0	0	4.0	2	2	2	0	0	10	3	4	0	.154
2024	Clearwater	4-2	3.38	12	10	0	0	0	50.2	42	23	19	4	6	19	52	1	1	.226
	Jersey Shore	4-3	3.46	10	10	0	0	0	52.0	39	22	20	1	4	31	49	0	1	.206
Minors Totals		8-5	3.40	27	20	0	0	0	108.2	83	47	41	5	10	61	106	5	2	.211

TAIT, EDUARDO RICARDO... **C...** **B-T:** L-R... **HT:** 6-0; **WT:** 239... **BORN:** August 27, 2006, Panama City, Panama... **RESIDES:** Arraiján, Panama... **HOW OBTAINED:** Signed by Phillies as an amateur free agent, 1/15/23... **SIGNED BY:** Abdiel Ramos.

2024: Began season with Florida Complex League Phillies (R) and was promoted to Clearwater (A), 7/23... Was named a FCL All-Star... Led Phillies short-season hitters in AB, hits, 2B, RBI and TB (92)... Was named Phillies Minor League Hitter of the Month for July after slashing .438/.444/.583 (1.027 OPS) in 14 games with the FCL Phillies and .316/.350/.684 (1.034 OPS) in 6 games with Clearwater... Was named FCL Player of the Month for June after slashing .314/.383/.629 (1.012 OPS) in 19 games... Among FCL hitters, ranked 1st in RBI & SF, T-2nd in hits, T-5th in XBH (20), 2B & HR, 6th in AVG & total bases (92) and 9th in SLG... Notched an RBI in 7 straight games from 8/24-9/5, which was tied for the longest such streak in the Florida State League... Played in 2 playoff games with Clearwater... Following the season, was named the No. 3 prospect and best power hitter in the Phillies system by *Baseball America*... **2023:** Began pro career with Dominican Summer League Phillies Red (R) and was named a DSL midseason All-Star... Named Phillies Minor League Hitter of the Month for July, slashing .340/.417/.566 (.983 OPS) in 16 games (60 PA)... On DSL Phillies Red, ranked 1st in AVG (min. 100 AB), hits, TB (67), 2B, RBI, SLG & OPS, was T-1st in HR, ranked 2nd in runs and was T-3rd in 3B... Transferred to DSL Phillies White, 8/10... Reached base in 19 of his first 20 games (6/10-7/10), posting a 1.007 OPS (82 PA) in that stretch... Following the season, was named the No. 9 prospect in the Phillies system by *Baseball America*... Played in 6 playoff games.

YEAR	CLUB	AVG	G	AB	R	H	2B	3B	HR	RBI	SH	SF	HP	BB	SO	SB	CS	OBP	SLG	OPS	E
2023	DSL Phillies-R	.331	35	121	25	40	12	3	3	27	0	0	4	9	24	3	2	.396	.554	.949	2
	DSL Phillies-W	.346	9	26	3	9	0	0	0	9	0	1	1	3	7	1	0	.419	.346	.766	2
2024	DSL Combined	.333	44	147	28	49	12	3	3	36	0	1	5	12	31	4	2	.400	.517	.917	4
	FCL Phillies	.321	51	184	29	59	13	1	6	*49	0	*7	8	13	31	5	0	.377	.500	.877	4
2024	Clearwater	.269	28	104	13	28	5	0	5	24	0	2	0	8	33	0	0	.316	.462	.777	1
	Minors Totals	.313	123	435	70	136	30	4	14	109	0	10	13	33	95	9	2	.371	.497	.867	9

* League leader

TELLO, DOMINICK RAIDER (Raider) ... INF ... B-T: R-R... **HT:** 6-0; **WT:** 210... **BORN:** February 25, 2001, Baldwin Park, CA... **RESIDES:** El Monte, CA... **HOW OBTAINED:** Signed by Phillies as a non-drafted free agent, 7/23/24... **SIGNED BY:** Justin Munson... **EDUCATION:** 2024 graduate of University of Iowa... Also attended Pasadena City College (CA) and University of Portland (OR)... 2019 graduate of Arcadia HS (CA).

2024: Began professional career with Clearwater (A)... Made his pro debut, 8/15 vs Tampa... Played in 1 postseason game.

YEAR	CLUB	AVG	G	AB	R	H	2B	3B	HR	RBI	SH	SF	HP	BB	SO	SB	CS	OBP	SLG	OPS	E
2024	Clearwater	.255	14	51	9	13	2	0	0	7	0	0	1	6	13	0	1	.345	.294	.639	0

TERAN, SAUL DAVID ... RHP ... B-T: R-R... **HT:** 6-1; **WT:** 192... **BORN:** March 20, 2002, Caracas, VZ... **RESIDES:** Aguas Negras, VZ... **HOW OBTAINED:** Signed by Phillies as an amateur free agent, 2/13/22... **SIGNED BY:** William Mota.

2024: Spent season with Clearwater (A)... Among Florida State League pitchers, ranked T-7th in saves... Did not allow an ER in his first 10 outings of the year, 4/5-5/16 (gm 2)... Was on the IL (right shoulder inflammation), 7/20-9/2... **2023:** Played majority of season with Florida Complex League Phillies (R)... Promoted to Clearwater, 8/21... Was on the IL (right shoulder inflammation), 9/19-25... Appeared in 1 playoff game... **2022:** Began professional career with Dominican Summer League Phillies White (R)... Led the team in saves... In his 2 postseason appearances, posted a 1.42 ERA (1 ER, 6.1 IP) with 1 SV and 3 SO... Participated in Florida Instructional League.

YEAR	CLUB	W-L	ERA	G	GS	CG	SHO	SV	IP	H	R	ER	HR	HB	BB	SO	WP	BK	AVG
2022	DSL Phillies-W	0-3	4.50	15	4	0	0	5	32.0	33	17	16	3	2	11	36	2	1	.264
2023	FCL Phillies	1-0	4.01	15	0	0	0	3	24.2	22	12	11	3	3	8	20	2	0	.242
	Clearwater	0-1	5.00	5	0	0	0	0	9.0	7	5	5	0	2	3	10	1	0	.241
2024	Clearwater	3-1	3.96	22	0	0	0	7	25.0	20	13	11	3	2	19	36	0	3	.206
Minors Totals		4-5	4.27	57	4	0	0	15	90.2	82	47	43	9	9	41	102	5	4	.240

THOMAS, JARED JAMES ... C ... B-T: L-R... **HT:** 5-11; **WT:** 182... **BORN:** December 3, 2000, Anaheim, CA... **RESIDES:** Lakewood, CA... **HOW OBTAINED:** Selected by Phillies in 15th round of 2023 MLB Draft... **SIGNED BY:** Demerius Pittman... **EDUCATION:** 2023 graduate of Loyola Marymount University (CA)... Also attended University of Miami (FL)... 2019 graduate of Orange Lutheran HS (CA).

2024: Began the season on the IL at Jersey Shore (A) (right hand surgery), which included a rehab assignment with Clearwater (A)... Was reinstated from the IL, 5/17, and transferred to Clearwater... Was promoted to Jersey Shore, 8/5, and Lehigh Valley (AAA), 9/7... **2023:** Began professional career with Florida Complex League Phillies (R)... Promoted to Clearwater, 9/1.

YEAR	CLUB	AVG	G	AB	R	H	2B	3B	HR	RBI	SH	SF	HP	BB	SO	SB	CS	OBP	SLG	OPS	E
2023	FCL Phillies	.167	11	18	0	3	2	0	0	3	0	0	2	7	6	0	0	.444	.278	.722	3
	Clearwater	.143	3	7	3	1	0	0	0	0	0	0	1	3	2	0	0	.455	.143	.597	0
2024	Clearwater	.188	39	117	8	22	3	0	2	13	1	1	3	18	23	3	2	.309	.265	.574	1
	Jersey Shore	.273	7	22	2	6	0	0	0	1	0	0	0	2	6	1	0	.333	.273	.606	0
	Lehigh Valley	.286	4	7	2	2	0	0	0	0	0	0	0	1	5	0	0	.375	.286	.661	0
Minors Totals		.199	64	171	15	34	5	0	2	17	1	1	6	31	42	4	2	.340	.263	.603	4

THOMPSON, PAXTON ... RHP ... B-T: R-R... **HT:** 6-1; **WT:** 203... **BORN:** October 5, 1999, St. Michael, MN... **RESIDES:** Richmond Hill, GA... **HOW OBTAINED:** Signed by Phillies as a non-drafted free agent, 8/4/23... **EDUCATION:** 2023 graduate of University of North Carolina at Charlotte... Also attended Bradley University (IL), University of Mary (ND) and Parkland College (IL)... 2018 graduate of St. Michael-Albertville HS (MN).

2024: Split season between Clearwater (A) and Jersey Shore (A)... Did not allow an ER in his first 8 outings (12.0 IP) with Jersey Shore and overall, did not allow an ER in 13 of his 16 outings with the club... **2023:** Made pro debut, 8/22 with Florida Complex League Phillies (R)... Promoted to Clearwater (A), 8/24.

YEAR	CLUB	W-L	ERA	G	GS	CG	SHO	SV	IP	H	R	ER	HR	HB	BB	SO	WP	BK	AVG
2023	FCL Phillies	0-0	0.00	1	0	0	0	0	1.0	0	0	0	0	0	0	2	0	0	.000
	Clearwater	0-0	7.71	4	0	0	0	0	4.2	7	4	4	2	0	2	8	1	0	.350
2024	Clearwater	1-2	3.62	19	0	0	0	1	27.1	26	11	11	2	1	9	30	3	1	.257
	Jersey Shore	2-0	1.64	16	0	0	0	2	22.0	15	5	4	2	0	6	23	1	0	.195
Minors Totals		3-2	3.11	40	0	0	0	3	55.0	48	20	19	6	1	17	63	5	1	.238

TROP, ELI ... RHP ... B-T: R-R... **HT:** 6-4; **WT:** 222... **BORN:** May 4, 2002, Seattle, WA... **RESIDES:** Seattle... **HOW OBTAINED:** Selected by Phillies in 16th round of 2024 MLB Draft... **SIGNED BY:** Jeff Zona Jr... **EDUCATION:** 2024 graduate of the University of Pennsylvania... 2020 graduate of Lakeside HS (WA).

2024: Began professional career with Clearwater (A)... Made his pro debut, 8/21 vs Dunedin.

YEAR	CLUB	W-L	ERA	G	GS	CG	SHO	SV	IP	H	R	ER	HR	HB	BB	SO	WP	BK	AVG
2024	Clearwater	0-1	5.79	4	0	0	0	0	4.2	4	3	3	0	3	1	5	2	0	.235

TUCKER, BRAYDON JAMES... RHP... B-T: L-R... **HT:** 6-3; **WT:** 236... **BORN:** July 19, 1999, Indianapolis, IN... **RESIDES:** Brazil, IN... **HOW OBTAINED:** Signed by Phillies as a non-drafted free agent, 7/19/23... **SIGNED BY:** Timi Moni... **EDUCATION:** Attended Lipscomb University (TN) and Indiana University... 2018 graduate of Northview HS (IN).

2024: His 2.97 ERA ranked 1st among Phillies full-season minor league pitchers (min. 75.0 IP)... Among Phillies minor leaguers (min. 75.0 IP), ranked 3rd in WHIP (1.09), FIP (3.20) & BB/9.0 IP (2.21), T-3rd in wins (9), 7th in IP (106.0) and 9th in SO (104)... Was named Florida State League Pitcher of the Week, 7/8-14... Started season with Clearwater (A)... Was on the IL (neck spasms), 5/31-6/10... Was promoted to Jersey Shore (A), 7/15... **2023:** Began professional career with Florida Complex League Phillies (R)... Promoted to Clearwater, 9/2... Appeared in 1 playoff game.

YEAR	CLUB	W-L	ERA	G	GS	CG	SHO	SV	IP	H	R	ER	HR	HB	BB	SO	WP	BK	AVG
2023	FCL Phillies	0-0	13.50	2	1	0	0	0	2.0	3	3	3	0	1	1	1	0	0	.375
	Clearwater	0-0	3.00	2	0	0	0	0	3.0	3	1	1	0	0	2	2	0	0	.273
2024	Clearwater	5-2	2.94	15	9	0	0	0	64.1	53	21	21	3	7	13	62	2	1	.226
	Jersey Shore	4-2	3.02	8	8	0	0	0	41.2	37	14	14	2	2	13	42	2	0	.243
Minors Totals		9-4	3.16	27	18	0	0	0	111.0	96	39	39	5	10	29	107	4	1	.237

TUKIS, ZACK JOSEPH... RHP... B-T: R-R... **HT:** 6-6; **WT:** 225... **BORN:** September 10, 2002, Mechanicsburg, PA... **RESIDES:** Mechanicsburg... **HOW OBTAINED:** Signed by Phillies as a non-drafted free agent, 7/23/24... **SIGNED BY:** Jeff Zona Jr... **EDUCATION:** 2024 graduate of Millersville University (PA)... 2020 graduate of Cumberland Valley HS (PA).

VARGAS, HANFERMIN... RHP... B-T: R-R... **HT:** 6-3; **WT:** 165... **BORN:** August 12, 2004, Nizao, DR... **RESIDES:** Nizao... **HOW OBTAINED:** Signed by Phillies as an amateur free agent, 12/4/23... **SIGNED BY:** Luis García.

2024: Began professional career with Dominican Summer League Phillies White (R)... Among Phillies DSL pitchers (min. 30.0 IP), ranked 3rd in ERA & OPP AVG, 4th in IP and 6th in WHIP (1.30)... In his final 7 starts, 7/4-8/15, went 4-0 with a 1.17 ERA (4 ER, 30.2 IP).

YEAR	CLUB	W-L	ERA	G	GS	CG	SHO	SV	IP	H	R	ER	HR	HB	BB	SO	WP	BK	AVG
2024	DSL Phillies-W	4-2	2.82	11	11	0	0	0	44.2	33	19	14	1	6	25	30	8	2	.206

VELASQUEZ, DEIVIS ALEJANDRO... C... B-T: R-R... **HT:** 5-10; **WT:** 191... **BORN:** October 8, 2007, La Guaira, VZ... **RESIDES:** La Sabana, VZ... **HOW OBTAINED:** Signed by Phillies as an amateur free agent, 1/15/25... **SIGNED BY:** Franklin Rojas.

VELÁSQUEZ, GIUSSEPPE GREGORI... RHP... B-T: R-R... **HT:** 6-1; **WT:** 245... **BORN:** April 30, 2003, Porlamar, VZ... **RESIDES:** Porlamar... **HOW OBTAINED:** Signed by Phillies as an amateur free agent, 7/2/19... **SIGNED BY:** Rafael Álvarez and Ebert Velásquez.

2024: Missed the entire season (right elbow surgery)... **2023:** Started the season with Florida Complex League Phillies (R) where he was named an FCL postseason All-Star... Promoted to Clearwater (A), 7/23... Was on the IL (right elbow inflammation), 8/23-end of season... Struck out a season-high 7 batters on 6/30 (gm 2) and on 8/1... **2022:** Pitched in 9 games for FCL Phillies... **2021:** Began professional career with Dominican Summer League Phillies White (R)... Among DSL pitchers, finished T-3rd in starts (14)... Posted a 1.50 ERA (2 ER, 12.0 IP) in his first 3 starts... Following the season, pitched for Zulia in the Venezuelan Winter League... **2020:** Did not pitch.

YEAR	CLUB	W-L	ERA	G	GS	CG	SHO	SV	IP	H	R	ER	HR	HB	BB	SO	WP	BK	AVG
2020	Did not pitch																		
2021	DSL Phillies-W	1-2	2.75	14	14	0	0	0	52.1	50	25	16	3	0	19	56	3	2	.249
2022	FCL Phillies	1-2	9.82	9	0	0	0	0	11.0	17	14	12	2	1	6	10	2	2	.395
2023	FCL Phillies	3-0	1.35	8	2	0	0	0	20.0	11	3	3	2	0	9	28	0	2	.159
	Clearwater	1-1	5.40	5	5	0	0	0	21.2	18	13	13	3	2	11	22	0	0	.222
2024	Injured – Did not pitch																		
Minors Totals		6-5	3.77	36	21	0	0	0	105.0	96	55	44	10	3	45	116	5	6	.244

VELAZQUEZ, NAIKER ALCIDES... RHP... B-T: R-R... **HT:** 6-5; **WT:** 225... **BORN:** March 23, 2005, Caja Seca, VZ... **RESIDES:** Merida, VZ... **HOW OBTAINED:** Signed by Phillies as an amateur free agent, 6/4/24... **SIGNED BY:** Elvis García.

2024: Began professional career with Dominican Summer League Phillies Red (R).

YEAR	CLUB	W-L	ERA	G	GS	CG	SHO	SV	IP	H	R	ER	HR	HB	BB	SO	WP	BK	AVG
2024	DSL Phillies-R	1-1	8.00	14	1	0	0	0	27.0	31	31	24	0	4	22	31	5	6	.301

VERDUGO, LUIS ROBERTO... **INF**... **B-T:** R-R... **HT:** 6-2; **WT:** 198... **BORN:** October 12, 2000, La Paz, MX... **RESIDES:** Bahia Tortugas, MX... **HOW OBTAINED:** Signed by Phillies as a minor league free agent, 12/12/24... **SIGNED BY:** Sergio Hernandez and Louie Eljaou... **MISC:** Originally signed by CHI as a non-drafted free agent, 7/28/17.

2024: Spent the season with Tennessee (AA) in the CHI organization... Posted a .356/.409/.433 slash line (.842 OPS) in 26 August games... **2023:** Began the season with Tennessee... Was named the Midwest League Player of the Month for September after batting .469 (15-32) with 5 doubles, 2 HR and 7 RBI in 9 games and was named MWL Player of the Week for the week of 9/4-10... Was transferred to South Bend (A), 5/29... **2022:** Spent the season with South Bend... **2021:** Played for Myrtle Beach (A)... Was on the IL twice, (right quad strain) 5/22-31, (viral infection) 8/12-end of season... **2020:** Did not play... **2019:** Spent the season with Arizona League Cubs-2 (R)... Was named CHI's Minor League Player of the Month for August after slashing .395/.439/.697 (1.136) OPS in 19 games... **2018:** Began professional career with AZL Cubs-2.

YEAR	CLUB	AVG	G	AB	R	H	2B	3B	HR	RBI	SH	SF	HP	BB	SO	SB	CS	OBP	SLG	OPS	E
2018	AZL Cubs-2	.193	47	176	28	34	4	1	4	20	2	3	1	17	45	5	3	.264	.296	.560	18
2019	AZL Cubs-2	.305	53	197	40	60	9	2	5	38	0	3	2	19	39	8	2	.367	.447	.813	11
2020	Did not play																				
2021	Myrtle Beach	.187	62	214	22	40	12	1	3	25	0	1	1	11	65	2	1	.229	.294	.524	8
2022	South Bend	.269	107	368	43	99	27	1	5	41	1	4	3	46	70	4	4	.352	.389	.740	18
2023	Tennessee	.105	18	57	3	6	2	0	0	3	1	1	1	4	28	0	0	.175	.140	.315	6
	South Bend	.271	60	218	30	59	19	0	7	38	0	3	0	23	36	4	1	.336	.454	.790	10
2024	Tennessee	.257	109	405	34	104	21	1	2	42	0	6	2	34	74	4	2	.313	.328	.642	10
Minors Totals		.246	456	1635	200	402	94	6	26	207	4	21	10	154	357	27	13	.311	.358	.669	81

VIARS, JORDAN LEE... **OF**... **B-T:** L-L... **HT:** 6-2; **WT:** 233... **BORN:** July 18, 2003, Plano, TX... **RESIDES:** Prosper, TX... **HOW OBTAINED:** Selected by Phillies in 3rd round of 2021 MLB Draft... **SIGNED BY:** Tommy Field... **EDUCATION:** 2021 graduate of Rick Reedy HS (TX)... **MISC:** As a senior, was selected by *The Dallas Morning News* as District 9-5A Offensive Player of the Year.

2024: Played majority of season with Clearwater and was selected as a Florida State League All-Star... Was named FSL Player of the Week twice, 5/27-6/2 and 6/24-30... Had a 19-game on-base streak, 4/25-5/31, which was the 2nd-longest on Clearwater (A)... Ranked T-10th in HR in the FSL... Was promoted to Jersey Shore (A), 7/15... **2023:** Spent season with Clearwater... Tied his career high with 4 hits on 6/18 vs Tampa... Had a 6-game on-base streak, 7/9-21, and in that span slashed .333/.440/.714 (1.154 OPS)... Posted a .455 OBP in 4 postseason games (11 PA)... **2022:** Played for Clearwater... Was on the IL (right ankle sprain), beginning of the season-6/25, which included a rehab assignment to Florida Complex League Phillies (R)... Combined, posted a .288 AVG with RISP (15-52)... Participated in Florida Instructional League... **2021:** Began professional career with FCL Phillies... Homered in each of his final 2 games, including a grand slam on 9/17 at FCL Blue Jays... Defensively, made starts at 1st base and in LF... Participated in FIL.

YEAR	CLUB	AVG	G	AB	R	H	2B	3B	HR	RBI	SH	SF	HP	BB	SO	SB	CS	OBP	SLG	OPS	E
2021	FCL Phillies	.255	22	47	13	12	1	0	3	18	0	3	3	11	12	2	0	.406	.468	.874	6
2022	FCL Phillies	.240	44	154	28	37	6	1	2	20	0	3	5	17	40	5	0	.330	.331	.661	1
	Clearwater	.208	8	24	2	5	0	0	0	3	0	1	1	2	9	0	0	.286	.208	.494	0
2023	Clearwater	.214	83	280	43	60	16	1	6	29	3	2	15	27	88	6	3	.315	.343	.658	4
2024	Clearwater	.252	64	226	39	57	14	2	12	39	0	2	7	30	81	2	3	.355	.491	.846	3
	Jersey Shore	.180	27	89	11	16	0	0	2	10	0	2	2	11	41	0	0	.276	.247	.523	2
Minors Totals		.228	248	820	136	187	37	4	25	119	3	14	33	98	271	15	6	.330	.374	.704	16

VILLAVICENCIO, JUAN ANDRES... **INF**... **B-T:** L-R... **HT:** 5-10; **WT:** 192... **BORN:** November 24, 2004, Maracaibo, VZ... **RESIDES:** Maracaibo... **HOW OBTAINED:** Signed by Phillies as an amateur free agent, 1/15/22... **SIGNED BY:** Rafael Álvarez and Elvis García.

2024: Played majority of season with Florida Complex League Phillies (R)... Ranked T-6th in 3B in the FCL... Posted a .333/.437/.491 slash line (.928 OPS) in 17 June games... Was promoted to Clearwater (A), 9/3... **2023:** Began season with Dominican Summer League Phillies Red (R)... Transferred to DSL Phillies White, 8/10... Played in 4 playoff games... **2022:** Began professional career with DSL Phillies White... Posted a slash line of .345/.431/.509 in 17 July games (67 PA).

YEAR	CLUB	AVG	G	AB	R	H	2B	3B	HR	RBI	SH	SF	HP	BB	SO	SB	CS	OBP	SLG	OPS	E
2022	DSL Phillies-W	.266	46	143	29	38	8	2	16	1	1	1	1	20	35	13	1	.358	.392	.750	16
2023	DSL Phillies-R	.217	41	143	31	31	5	4	3	22	0	2	5	21	33	9	4	.333	.371	.704	9
	DSL Phillies-W	.154	8	26	9	4	1	0	0	6	1	2	0	5	8	0	1	.273	.192	.465	0
	DSL Combined	.207	49	169	40	35	6	4	3	28	1	4	5	26	41	9	5	.324	.343	.667	9
2024	FCL Phillies	.264	47	159	29	42	7	3	1	18	0	2	4	22	44	5	3	.364	.365	.728	6
	Clearwater	.000	2	8	0	0	0	0	0	0	0	0	1	0	2	1	0	.111	.000	.111	3
Minors Totals		.240	144	479	98	115	21	9	6	62	2	7	11	68	122	28	9	.343	.359	.703	34

VILLORIA, GERMANY ALEJANDRO... **RHP**... **B-T:** R-R... **HT:** 6-2; **WT:** 175... **BORN:** August 14, 2008, Puerto Cabello, VZ... **RESIDES:** Puerto Cabello... **HOW OBTAINED:** Signed by Phillies as an amateur free agent, 1/15/25... **SIGNED BY:** Jonatan Hernández.

WALLING, ANDREW ... LHP ... B-T: L-L... **HT:** 6-2; **WT:** 211... **BORN:** October 29, 1999, Longview, WA... **RESIDES:** Vancouver, WA... **HOW OBTAINED:** Signed by Phillies as a non-drafted free agent, 7/29/22... **SIGNED BY:** Mike Stauffer... **EDUCATION:** 2022 graduate of Mississippi State University... Also attended Eastern Oklahoma State College and Oregon State University... 2018 graduate of R.A. Long HS (WA).

2024: Among Phillies minor league pitchers (min. 30.0 IP), ranked T-4th in saves (7), T-5th in wins (8) and 7th in ERA (2.19)... Among South Atlantic League pitchers, ranked T-7th in wins and T-8th in saves... Was 1 of 5 pitchers in all of Minor League Baseball to record 8 or more wins and no losses... Started season with Jersey Shore (A)... Was promoted to Reading (AA), 7/15... Did not allow an ER in 10 straight appearances, 6/26-8/2... **2023:** Began season with Clearwater (A)... Promoted to Jersey Shore, 7/26... Was on the IL (back injury), 6/30-7/6... Did not allow a run in 9 straight outings (13.0 IP), 4/28-5/30, while recording 18 strikeouts and allowing only 4 hits... Appeared in 1 postseason game... **2022:** Began professional career with Florida Complex League Phillies (R)... Promoted to Clearwater, 8/25... Combined, averaged 9.53 SO/9.0 IP (12 SO, 11.1 IP)... Participated in Florida Instructional League.

YEAR	CLUB	W-L	ERA	G	GS	CG	SHO	SV	IP	H	R	ER	HR	HB	BB	SO	WP	BK	AVG
2022	FCL Phillies	0-0	6.75	3	0	0	0	1	4.0	2	3	3	0	0	3	3	1	0	.143
	Clearwater	0-0	6.14	4	0	0	0	0	7.1	7	5	5	0	0	6	9	4	1	.259
2023	Clearwater	6-1	3.23	26	0	0	0	5	39.0	29	18	14	4	2	26	46	6	0	.206
	Jersey Shore	2-2	3.24	14	0	0	0	3	16.2	9	8	6	0	1	3	27	0	0	.164
2024	Jersey Shore	7-0	1.73	30	0	0	0	6	36.1	20	8	7	3	2	24	43	4	0	.161
	Reading	1-0	3.18	14	0	0	0	1	17.0	20	7	6	1	2	3	24	0	0	.290
Minors Totals		16-3	3.07	91	0	0	0	16	120.1	87	49	41	8	7	65	152	15	1	.202

WALTON, TAYSHAUN JAMAR (TJayy) ... OF ... B-T: R-R... **HT:** 6-1; **WT:** 233... **BORN:** January 29, 2005, Emporia, VA... **RESIDES:** Emporia... **HOW OBTAINED:** Selected by Phillies in 4th round of 2023 MLB Draft... **SIGNED BY:** Bo Way... **EDUCATION:** 2023 graduate of IMG Academy (FL).

2024: Spent season with Clearwater (A)... Was on the IL multiple times: 4/17-24 (concussion), 5/9-7/3 (left oblique strain) and 8/25-end of season (left middle finger tear), which included multiple rehab assignments with Florida Complex League Phillies (R)... **2023:** Began professional career with FCL Phillies... Made his pro debut, 8/10 at FCL Yankees.

YEAR	CLUB	AVG	G	AB	R	H	2B	3B	HR	RBI	SH	SF	HP	BB	SO	SB	CS	OBP	SLG	OPS	E
2023	FCL Phillies	.385	5	13	4	5	2	1	0	4	0	0	1	3	6	0	1	.529	.692	1.221	1
	Clearwater	.200	36	120	16	24	7	0	3	16	0	1	5	19	46	7	5	.331	.333	.664	0
2024	Clearwater	.154	4	13	0	2	0	0	0	0	0	0	1	0	5	0	0	.214	.154	.368	0
	FCL Phillies	.154	4	13	0	2	0	0	0	0	0	0	1	0	5	0	0	.214	.154	.368	0
Minors Totals		.212	45	146	20	31	9	1	3	20	0	1	7	22	57	7	6	.341	.349	.690	1

WARE, BRYSON ... INF/OF ... B-T: R-R... **HT:** 6-2; **WT:** 205... **BORN:** December 28, 2000, Jackson, MS... **RESIDES:** Flora, MS... **HOW OBTAINED:** Selected by Phillies in 8th round of 2023 MLB Draft... **SIGNED BY:** Mike Stauffer... **EDUCATION:** 2023 graduate of Auburn University (AL)... Also attended Pearl River CC (MS)... 2019 graduate of Germantown HS (MS).

2024: Spent majority of season with Clearwater (A)... Was promoted to Jersey Shore (A), 7/31... Hit safely in 14 of 16 games, 8/7-30... **2023:** Began career with Florida Complex League Phillies (R)... Promoted to Clearwater (A), 8/6... Played in 1 playoff game.

YEAR	CLUB	AVG	G	AB	R	H	2B	3B	HR	RBI	SH	SF	HP	BB	SO	SB	CS	OBP	SLG	OPS	E
2023	FCL Phillies	.125	5	16	4	2	0	0	0	0	0	0	1	3	4	2	0	.300	.125	.425	1
	Clearwater	.188	20	69	10	13	3	0	3	7	0	1	1	7	21	2	1	.269	.362	.631	5
2024	Clearwater	.201	75	264	34	53	11	0	9	41	0	3	8	33	74	11	5	.305	.345	.650	14
	Jersey Shore	.293	27	99	13	29	6	4	1	11	0	0	1	6	31	3	0	.340	.465	.804	4
Minors Totals		.217	127	448	61	97	20	4	13	59	0	4	11	49	130	18	6	.307	.366	.673	24

WARUNEK, KEVIN CHRISTOPHER ... LHP ... B-T: R-L... **HT:** 6-3; **WT:** 221... **BORN:** November 19, 2002, Manassas, VA... **RESIDES:** Gainesville, VA... **HOW OBTAINED:** Selected by Phillies in 18th round of 2024 MLB Draft... **SIGNED BY:** Kellan McKeon... **EDUCATION:** Attended Longwood University (VA)... 2021 graduate of Patriot HS (VA).

WILKINSON, DANIEL (Danny) ... LHP ... B-T: L-L... **HT:** 6-0; **WT:** 196... **BORN:** October 19, 2000, Scotch Plains, NJ... **RESIDES:** Scotch Plains... **HOW OBTAINED:** Signed by Phillies as a non-drafted free agent, 7/25/22... **SIGNED BY:** Jeff Zona Jr... **EDUCATION:** Attended Villanova University (PA)... 2019 graduate of Scotch Plains - Fanwood HS (NJ)... **MISC:** Ranked T-4th in Villanova history with 15 career saves... Pitched for Harwich in the Cape Cod League in 2021 and 2022.

2024: Spent season with Jersey Shore (A)... Posted a 0.68 ERA (ER, 13.1 IP) over an 11-game span, 4/26-6/9... **2023:** Began professional career with Clearwater (A)... Was named Phillies Minor League Pitcher of the Month for July, going 2-0 with 1 SV while producing a 0.59 ERA (ER, 15.1 IP) with 33 SO, 9 BB and a 0.98 WHIP while holding batters to a .118 AVG (6-51)... Finished T-2nd on the team in wins... Limited RHH to a .157 AVG (20-127).

YEAR	CLUB	W-L	ERA	G	GS	CG	SHO	SV	IP	H	R	ER	HR	HB	BB	SO	WP	BK	AVG
2023	Clearwater	6-0	4.45	34	0	0	0	1	56.2	36	31	28	3	5	44	106	8	1	.177
	Jersey Shore	0-1	4.83	30	0	0	0	0	31.2	28	25	17	1	1	28	50	2	0	.237
Minors Totals		6-1	4.58	64	0	0	0	1	88.1	64	56	45	4	6	72	156	10	1	.199

WILSON, AIDEN JAMES (AJ)... **LHP...** **B-T:** L-L... **HT:** 6-3; **WT:** 233... **BORN:** December 17, 2000, Winston-Salem, NC... **RESIDES:** Pilot Mountain, NC... **HOW OBTAINED:** Selected by Phillies in 12th round of 2024 MLB Draft... **SIGNED BY:** Kellan McKeon... **EDUCATION:** 2024 graduate of University of North Carolina Charlotte... Also attended East Carolina University (NC)... 2019 graduate of East Surry HS (NC).

2024: Began professional career with Clearwater (A)... Made his pro debut, 8/16 vs Tampa.

YEAR	CLUB	W-L	ERA	G	GS	CG	SHO	SV	IP	H	R	ER	HR	HB	BB	SO	WP	BK	AVG
2024	Clearwater	0-1	3.86	5	0	0	0	0	7.0	4	3	3	0	0	7	11	3	1	.160

WILSON, ETHAN BRENT... **OF...** **B-T:** L-L... **HT:** 6-1; **WT:** 217... **BORN:** November 7, 1999, Andalusia, AL... **RESIDES:** Andalusia... **HOW OBTAINED:** Selected by Phillies in 2nd round of 2021 MLB Draft... **SIGNED BY:** Mike Stauffer... **EDUCATION:** Attended University of South Alabama... 2018 graduate of Andalusia HS... **MISC:** During his junior year in 2021, was selected to the All-Sun Belt Conference First Team and posted a .318/.419/.528 slash line with 33 walks to 21 strikeouts... Was a 2021 *Baseball America* Preseason First-Team All-American... In 2019 as a freshman, hit 17 HR with a 1.139 OPS in 56 games while earning several accolades, including being named *Collegiate Baseball* Co-Freshman of the Year and Sun Belt Conference Player of the Year.

2024: Spent majority of the season with Reading (AA)... Was promoted to Lehigh Valley (AAA), 9/16... Was on the IL (appendectomy surgery), beginning of season-4/24... **2023:** Spent the season with Reading... Was named Eastern League Player of the Week, 5/1-7... In the EL, ranked 5th in TB (186), 7th in XBH (44), T-8th in 2B and 9th in SLG & hits... Had 9 outfield assists... **2022:** Spent most of the season with Jersey Shore (A)... Promoted to Reading, 8/25... Ranked T-3rd among all Phillies minor league hitters in stolen bases (26)... Posted a .291 AVG (32-110) with 39 RBI with RISP... Following the season, was named the No. 9 prospect in the Phillies system by *Baseball America*... **2021:** Began professional career with Clearwater (A)... Made starts at each OF position... Following the season, was named the No. 5 prospect in the Phillies organization, according to *Baseball America*... Participated in Florida Instructional League.

YEAR	CLUB	AVG	G	AB	R	H	2B	3B	HR	RBI	SH	SF	HP	BB	SO	SB	CS	OBP	SLG	OPS	E
2021	Clearwater	.215	30	107	15	23	4	2	3	17	0	0	0	10	25	2	2	.282	.374	.656	0
2022	Jersey Shore	.238	112	424	39	101	20	2	7	45	0	2	4	28	93	25	7	.290	.344	.634	3
	Reading	.214	18	70	7	15	2	0	1	3	1	0	2	5	21	1	2	.286	.286	.572	0
2023	Reading	.250	114	420	52	105	24	3	17	61	0	6	6	31	110	12	7	.307	.443	.750	3
2024	Reading	.211	91	317	31	67	14	1	9	36	1	6	3	25	75	9	5	.271	.347	.618	3
	Lehigh Valley	.150	5	20	3	3	0	0	1	2	1	0	0	0	5	1	0	.150	.300	.450	0
Minors Totals		.231	370	1358	147	314	64	8	38	164	3	14	15	99	329	50	23	.288	.374	.662	9

YOUSUF, ZUHER MOISES... **LHP...** **B-T:** L-L... **HT:** 5-10; **WT:** 169... **BORN:** May 24, 2006, El Sombrero, VZ... **RESIDES:** El Sombrero... **HOW OBTAINED:** Signed by Phillies as an amateur free agent, 3/4/24... **SIGNED BY:** William Mota.

2024: Began professional career with Dominican Summer League Phillies Red (R)... Led the team in wins... Made his pro debut, 6/3 at DSL Colorado.

YEAR	CLUB	W-L	ERA	G	GS	CG	SHO	SV	IP	H	R	ER	HR	HB	BB	SO	WP	BK	AVG
2024	DSL Phillies-R	5-3	3.62	15	0	0	0	1	37.1	26	16	15	0	3	17	49	11	0	.190

YRISH, RENE... **RHP...** **B-T:** R-R... **HT:** 6-1; **WT:** 198... **BORN:** November 20, 2006, San Pedro de Macorís, DR... **RESIDES:** San Pedro de Macorís... **HOW OBTAINED:** Signed by Phillies as an amateur free agent, 1/15/24... **SIGNED BY:** Bernardo Pérez.

2024: Began professional career with Dominican Summer League Phillies Red (R)... Made his pro debut, 6/10 at DSL Twins.

YEAR	CLUB	W-L	ERA	G	GS	CG	SHO	SV	IP	H	R	ER	HR	HB	BB	SO	WP	BK	AVG
2024	DSL Phillies-R	1-2	10.64	15	0	0	0	0	22.0	26	27	26	0	11	27	15	18	0	.325

ZAMBRANO, REYNER MIGUEL... **LHP...** **B-T:** L-L... **HT:** 6-3; **WT:** 180... **BORN:** May 27, 2007, Villa de Cura, VZ... **RESIDES:** Aragua, VZ... **HOW OBTAINED:** Signed by Phillies as an amateur free agent, 1/15/25... **SIGNED BY:** William Mota.

GENERAL INFORMATION



PHILLIES BROADCASTERS



TOM MCCARTHY

Now in his 25th season in the big leagues, Tom McCarthy is in the 18th year of his second tour of duty with the Phillies doing television play-by-play. In his first stint with the club, he spent five seasons (2001-05) as the host of the pre- and postgame radio shows, while also doing radio play-by-play. He also hosted his own weekday afternoon-drive show on ESPN Radio 920 AM, which concentrated on local sports. He spent the 2006-07 seasons as a radio broadcaster with the New York Mets on WFAN before returning to the Phillies in November 2007.

A graduate of The College of New Jersey (BA degree in communications), Tom spent six seasons with the Trenton Thunder, the former double-A affiliate of the Boston Red Sox. He was hired as director of public and media relations in 1993 and promoted to assistant general manager in 1996, while also working as one of the team's broadcasters, doing play-by-play on radio and television for CN8.

After the 1999 season, Tom left the Thunder to pursue a full-time career in broadcasting, creating the first local-driven show on ESPN Radio 1680 AM. He also used to work national shows for ESPN Radio.

Tom has done extensive broadcasting for collegiate sports in his career. He currently does NFL games for CBS, basketball and college football play-by-play for CBS College Sports Network (formerly CSTV) and NFL and college basketball games for Westwood One, after three years of doing NFL games with Sports USA Radio. Previously, he worked as the radio voice of the Saint Joseph's University men's basketball team (2004-09) and the play-by-play voice for Rutgers University football (2001-03), as well as Princeton University football (1995-2000) and men's basketball (1995-2003).

In 2000, Tom earned a Mid-Atlantic Emmy Award for his work on CN8 and is a two-time winner (2002 & 2004) of the Achievement in Radio Award for Best Local Sports Coverage. He also received the Radio/TV Excellence Award from the New Jersey Sportswriters Association in January 2007 and the Good Guy Award in 2009. He was inducted into the Trenton Baseball Hall of Fame in the summer of 2011 and had the radio booth at Trenton's Waterfront Park named after him. Additionally, he was named the 2013 Sportscaster of the Year by the National Sportscasters and Sportswriters Association and was inducted into the Irish American Baseball Hall of Fame in June 2019. In March 2022, Tom received the Bob Vetrone Award, which recognizes those whose service, professionalism and commitment have made a lasting contribution to the student-athletes and institutions of the Atlantic 10 Conference.

Born in Jersey City, N.J., Tom and his wife Meg live in Allentown, N.J. They have two sons, Patrick and Tommy, and two daughters, Maggie and Kerri. Patrick, a broadcaster for the New York Mets, filled in for his dad for a few games in 2021-22 when he was with triple-A Lehigh Valley.



JOHN KRUK

One of the most popular and colorful players in Phillies history, John Kruk rejoined the club's broadcast team in January 2017. He had previously been a color analyst for the team in 2003, the final season at Veterans Stadium.

Prior to rejoining the Phillies broadcast team, John spent 13 years with ESPN as both a color commentator on "Sunday Night Baseball" and a studio analyst for "Baseball Tonight." He also worked for FOX and co-hosted "The Best Damn Sports Show Period." In 2001, he was a hitting coach for the Phillies' double-A team in Reading, Pa., before transitioning to a role assisting the club with suite sales for Citizens Bank Park. John also acted in several films, including the baseball-themed movie, *The Fan*, starring Robert DeNiro and Wesley Snipes.

John played 10 years in the major leagues, six of them with the Phillies, and was a member of the 1993 National League championship team when he posted career bests with a .316 batting average and a .430 on-base percentage. He made three consecutive All-Star teams (1991-93) as a Phillie, which included a memorable at-bat against future Hall of Famer Randy Johnson at the 1993 Midsummer Classic.

The San Diego Padres selected John in the third round of the 1981 draft. At the major league level, he played for the Padres (1986-89), Phillies (1989-94) and Chicago White Sox (1995). John finished his playing career with a .300 batting average, a .397 on-base percentage, 199 doubles, 100 home runs and 592 RBI in 1,200 games.

In 2003, John was selected to the All-Vet Team, which honored the best Phillies to play each position at Veterans Stadium, and he was inducted into the Phillies Wall of Fame in 2011.

John and his wife Melissa live in Naples, Fla., with their son Kyle and daughter Keira.



BEN DAVIS

Ben Davis enters his 11th season in the booth after joining the Phillies broadcast team in February 2015. He is also in his 15th year as an in-studio baseball analyst for NBC Sports Philadelphia's pre- and postgame shows and makes occasional appearances on 94 WIP's morning show.

A local product, Ben was selected by the San Diego Padres as the second overall pick in the 1995 draft out of Malvern Preparatory School and went on to have a seven-year (1998-2004) major league career with the Padres (1998-2001), Seattle Mariners (2002-04) and Chicago White Sox (2004). Ben converted to pitcher for the final three seasons (2008-10) of his professional career, spent with single-A Sarasota in the Cincinnati Reds organization and the Camden Riversharks of the independent Atlantic League.

Ben currently resides in Chadds Ford, Pa., with his wife Megan and their four children.

PHILLIES BROADCASTERS



RUBEN AMARO JR.

Over the past four decades, Ruben Amaro Jr. has held several positions with the Phillies – general manager, assistant general manager, player, bat boy and now color analyst. Ruben joined the broadcast team in 2020 for select Phillies telecasts and had his role expanded for the 2021 season. In addition, he joined MLB Network as an on-air analyst in March 2022 and makes regular appearances on the WIP morning show.

A Philadelphia native, Ruben was a bat boy for the Phillies from 1980-83 when his father, Ruben Sr., a former shortstop with the club, was first base coach. He is a 1983 graduate of the William Penn Charter School, where he played both baseball and soccer. In 1987, he earned a bachelor's degree in human biology from Stanford University and was a member of the NCAA championship baseball team.

Selected by the Angels in the 11th round of the 1987 MLB Draft, Ruben made his major league debut with the club in 1991. Following that season, he was traded to his hometown Phillies, where he spent five of his final seven big league seasons (1992-93, 96-98). His only time away was 1994-95, when he played for Cleveland. Ruben played for two league champions – the pennant-winning 1993 Phillies and the 1995 Cleveland club that captured the AL crown. In 1996, he ranked third among National League pinch-hitters with a .387 average.

At the conclusion of the 1998 season, Ruben moved into the Phillies front office as assistant general manager and held that position through 2008 under both Ed Wade and future Hall of Famer Pat Gillick. After the Phillies' World Series win in 2008, Gillick transitioned into a new role and Ruben succeeded him as GM.

In his first year as GM, the Phillies won the NL pennant, making it to the seventh World Series in club history, and the team's 93 wins were the most in 16 years (97 wins in 1993). Following the season, Ruben was named Executive of the Year by the Philadelphia Sports Writers Association (PSWA) and the Phillies were honored as the Team of the Year by the PSWA and Organization of the Year by *Baseball America*. Over a two-year span (2010-11), he constructed a team that had the best records (97-65 and 102-60, respectively) in the major leagues. Prior to 2010, the Phillies had never posted the best record over the course of a major league season.

Ruben left the Phillies toward the end of the 2015 season and spent the next three years as first base coach and outfield instructor for the Boston Red Sox (2016-17) and New York Mets (2018). He worked as a scout for the Mets in 2019.

Ruben is the co-founder and ambassador for Sluggball: Baseball Reimagined, president of the Ruben Amaro Sr. Foundation, vice president of the Ashburn-Kalas Foundation and ambassador for the Darren Daulton Foundation.

He lives in Philadelphia with his partner Lori and has two daughters, Andrea and Sophia.



TARYN HATCHER

Taryn Hatcher joined NBC Sports Philadelphia's Phillies broadcast team in 2023 as a sideline reporter. She has also worked as a sideline reporter covering the Flyers and 76ers as well as an in-studio host, field reporter and anchor since joining NBCSP in 2018.

Beyond her duties with NBC Sports Philadelphia, Taryn has covered the Stanley Cup Playoffs on TNT, college football for Big Ten Network and Penn Relays for NBC Sports Network.

A native of Delran, N.J., Taryn previously worked as a sports anchor and reporter in Honolulu, Hawaii, at Hawaii News Now KGMB/KHNL. During her time in the Aloha State, she covered a variety of sports, including the Pro Bowl, Tia Tagovailoa's breakout high school seasons, LPGA and PGA events and the Triple Crown of surfing.

Taryn broke into the business while a student at Rutgers University, making appearances on Big Ten Network as a sideline reporter and serving as an intern with NBC Sports Philadelphia.



MIKE SCHMIDT

Hall of Famer Mike Schmidt had his role with the Phillies expanded in 2014 when he returned to the Phillies broadcast booth for Sunday home games. From 2015-18, he also worked Saturday home telecasts. Mike previously worked as a Phillies broadcaster during the 1990 season.

(For a complete bio, please see page 25 of the Phillies Media Guide.)



COLE HAMELS

Cole Hamels is making his professional broadcasting debut for the Phillies in 2025, serving as a color analyst. The MVP of the 2008 World Series, Cole also was named a special advisor to baseball operations in December 2024 and represents the Phillies as a club ambassador.

(For a complete bio, please see page 25 of the Phillies Media Guide.)

PHILLIES BROADCASTERS



SCOTT FRANZKE

Scott made his Phillies debut in 2006, when he was named the pre- and postgame host for Phillies radio broadcasts and did radio play-by-play in the middle innings. In 2007, he took over as the main play-by-play commentator for Phillies radio broadcasts, working with Larry Andersen. The duo was honored at the Philadelphia A.I.R. (Achievement in Radio) Awards, winning for Best Live Sports Event Coverage in 2007 and 2008. Additionally, they received the Bill Campbell Award for excellence in local broadcasting from the Philadelphia Sports Writers Association in 2017. Scott is also a three-time winner of the Pennsylvania Sportscaster of the Year Award (2010, 2015 and 2022), given by the National Sports Media Association.

A 1994 graduate of Southern Methodist University (SMU) with a degree in broadcast journalism, Scott began his radio career as a talk show host with Prime Sports Radio, a national all-sports radio network based in Dallas. He worked for two seasons as the part-time pre- and postgame host for his hometown Texas Rangers (1997-98) before becoming the voice of the Kane County Cougars, a single-A affiliate of the Florida Marlins (1999-2001). In 2000, Scott covered the Summer Olympics in Sydney, Australia, for Sporting News Radio. He spent four years (2002-05) in his second stint with the Rangers as the full-time studio host of the pre- and postgame shows and fill-in play-by-play announcer, winning the 2003 Katie Award for Best Radio Play-by-Play Sportscast from the Press Club of Dallas.

Scott was born in Dallas and currently lives in Gladwyne, Pa., with his wife Lori, son Gus and twin daughters Loretta and June.



LARRY ANDERSEN

Larry is in his 28th season serving as a color analyst for Phillies games, making him the club's longest-tenured active broadcaster. He chose to reduce his schedule in 2018 and now calls mostly home games, along with select road series.

Larry began his broadcast career with the Phillies in 1998. He had been offered a position on the Houston Astros' broadcast team in 1997 when Larry Dierker moved from the booth to become manager, but opted instead to become pitching coach for the Phillies' triple-A affiliate at Scranton/Wilkes-Barre. In 2008, he and his partner Scott Franzke won for Best Live Sports Event Coverage at the Philadelphia A.I.R. (Achievement in Radio) Awards, the second straight year they won that category. In 2017, the duo was honored with the Bill Campbell Award for excellence in local broadcasting by the Philadelphia Sports Writers Association.

A former relief pitcher who played 25 years of professional baseball, including 17 seasons in the major leagues with Cleveland (1975-79), Seattle (1981-82), Houston (1986-90), Boston (1990), San Diego (1991-92) and two stints with the Phillies (1983-86; 93-94), Larry was 40-39 with 49 saves and a 3.15 ERA in 699 career games (1 start). In 1987, he pitched 101.2 innings, all in relief, and in 1989-90, he posted ERAs below 2.00 – 1.54 ERA in 1989 and 1.79 ERA in 1990.

Larry is famously known for being traded from the Astros to the Red Sox for future Hall of Famer Jeff Bagwell in August 1990. He pitched in two World Series with the Phillies in 1983 and 1993, and also appeared in the ALCS twice, with Houston in 1986 and Boston in 1990. Larry holds the Phillies' club record for longest consecutive scoreless streak by a reliever (32.2 IP), set in 1984. It is also the third-longest among all Phillies pitchers, trailing Grover Alexander's 41.0 scoreless innings in 1911 and Cliff Lee's 34.0-inning streak in 2011.

After graduating from Interlake High School in Bellevue, Wash., in 1971, he was drafted by Cleveland in the seventh round and made his major league debut with the club in 1975. Following his playing career, Larry spent three seasons as a minor league pitching coach, first with double-A Reading (1995-96) and then Scranton/Wilkes-Barre (1997). He also served as a guest instructor at Phillies spring training for five years (2013-17).

Born in Portland, Ore., Larry has two daughters, Angie and Tania, and one son, Chase. He and his wife Kristi live in Philadelphia.



GREGG MURPHY

Gregg Murphy joined the Phillies television broadcast team in 2012, bringing viewers closer to the action by reporting from the field, dugouts and elsewhere throughout the ballpark during games. He added some play-by-play duties in 2014 and continued in both roles through the 2020 season. In 2021, Gregg moved over to the radio side to handle pre- and postgame show duties, while occasionally filling in for Scott Franzke on play-by-play.

Originally hired as part of the on-air team at NBC Sports Philadelphia in December 2008, Gregg is a multiple Emmy winner and nominee in numerous categories, including sports reporting. He was also recognized twice as the winner of the Associated Press Outstanding Talk Program for "Out of Bounds," a program he hosted earlier in his career.

Before joining NBC Sports Philadelphia, he was at CN8, "The Inquirer High School Sports Show" and WFMZ in Allentown, Pa.

A 1993 graduate of St. Joseph's University with a degree in English, Gregg has reported on many notable sports events, including the NCAA Tournament, Super Bowl, World Series and NBA Finals.

Born in Meadowbrook, Pa., Gregg was raised in Mt. Laurel, N.J., and attended Holy Cross High School in Delran, N.J. He gives his time and hosting talents to the Families Behind the Badge Foundation, which benefits Philadelphia police officers.

Gregg lives in Mullica Hill, N.J., with his wife Christa. Together they have five children: one daughter, Quinn, and four sons, Matthew, Colin, Shane and Beckett.

PHILLIES BROADCASTERS



KEVIN STOCKER

A member of the 1993 Phillies National League championship team, Kevin Stocker rejoined the Phillies radio broadcast team in 2022. He previously served in that capacity in 2018, working select road games, after calling six games in the two prior seasons.

Prior to his work with the Phillies, Kevin spent 18 years as a college baseball color analyst for the Pac-12 Network, CBS College Sports Network and ESPN. A former college player himself, Kevin was selected by the Phillies in the second round of the 1991 MLB Draft out of the University of Washington. He played eight seasons in the major leagues, including his first five (1993-97) with the Phillies. In 545 games for the club, Kevin batted .262 with a .347 on-base percentage. He made his major league debut on July 7, 1993, and played all 20 innings of the Phillies' win over the Los Angeles Dodgers that night.

During the 2017 season, Kevin also broadcast four Major League Baseball games as part of the Intel True VR Game of the Week venture between MLB and Intel Corporation.

Kevin currently resides in Newtown Square, Pa., with his wife Brooke. They have three children, daughter McKenna and sons Logan and Zach.



BILL KULIK

The 2025 season marks Bill Kulik's 21st season as a member of the Phillies' Spanish broadcasting team and his 31st in professional baseball as a broadcaster and producer of Spanish-language sports content.

Bill established the Spanish Béisbol Network in 2001 and the company has continued to grow, adding Spanish broadcasting rights to the Philadelphia Eagles in 2012. Prior to his time with the Phillies, Bill called games for the Boston Red Sox and, between the two clubs, has been part of five World Series broadcasts (2004; 2007-09; 2022).

A native New Englander, Bill lived in Latin America for 10 years, earned a bachelor's degree from Bryant University in marketing and went to graduate school at Boston College. He and his wife Chesco reside in Moorestown, N.J., and have six children: Amanda, Arielle, KJ, Bryce, Seychelle and Quinlan.



OSCAR BUDEJEN

Oscar joined Phillies Spanish radio broadcasts in 2021, working alongside Bill Kulik. He has two decades of sports broadcasting experience in the Hispanic market in the U.S. and across Latin America covering MLB, NFL, college football and the NBA. He has called multiple Super Bowls, World Series and NBA Finals in Spanish. He also currently serves as the color analyst for the Eagles Spanish radio broadcasts.

Oscar is also an accomplished global business executive that has worked in leadership positions for world-class organizations like Procter & Gamble, The Coca-Cola Company and Aramark. At Coca-Cola, he managed the company's sports and entertainment assets around the world including MLB, NBA, FIFA and Disney, among many others.

Oscar is a passionate advocate for the development of the Hispanic community and has served as an advisor for multiple Hispanic organizations, such as Congreso, The National Hispanic Corporate Council and Hispanic Business Development Center.

Born in Caracas, Venezuela, Oscar received his MBA from Mercer University and he currently resides in Philadelphia with his family.



ANGEL CASTILLO

The 2025 season is Angel's 18th on Spanish-language baseball broadcasts and his 14th with the Phillies. He also worked on the Washington Nationals Spanish radio broadcasts for four years (2008-11).

From 2022-23, Angel produced and hosted a Spanish sports talk show called "Sábado Deportivo," which aired on WTTM 1680 AM in Philadelphia and South Jersey. It was his second show on the station, having previously produced his own sports radio show called "Deportes de Aquí y de Allá," which aired weekdays from 2006-08. Most recently, Angel served as the play-by-play announcer for ALDS playoff games on MLB Network alongside former major leaguer Yonder Alonso.

Angel was born in Santo Domingo, Dominican Republic, and is a graduate from Superior School of Locution and Social Communication in the DR with a concentration in social communication. He has lived in Philadelphia since 2001 and he and his wife, Michel, have two sons, Brian and Brandon.

PHILLIES BROADCAST TEAMS

YEAR(S) BROADCAST TEAM

1936	Bill Dyer and Dolly Stark
1937	Dyer and Taylor Grant
1938	Walt Newton and Stoney McLinn
1939	Byrum Saam and Newton
1940	Saam and Les Vines
1941-42	Saam and Grant
1943-46	Saam and Roy Neal
1947-48	Saam and Chuck Thompson
1949	Saam and George Walsh
1950-51	Gene Kelly and Bill Brundige
1952	Kelly and Claude Haring
1953	Kelly and Walsh
1954	Kelly, Walsh and Herb Carneal
1955-59	Kelly, Saam and Haring
1960-62	Saam, Haring and Frank Sims
1963-70	Saam, Rich Ashburn and Bill Campbell
1971-73	Saam, Ashburn and Harry Kalas
1974-75	Saam, Ashburn, Kalas and Robin Roberts
1976	Ashburn, Kalas, Roberts and Andy Musser
1977-79	Ashburn, Kalas, Musser and Chris Wheeler
1980-82	Ashburn, Kalas, Musser, Wheeler and Tim McCarver
1983-86	Ashburn, Kalas, Musser and Wheeler
1987-89	Ashburn, Kalas, Musser, Wheeler and Garry Maddox
1990	Ashburn, Kalas, Musser, Wheeler, Maddox, Jim Barniak and Mike Schmidt
1991	Ashburn, Kalas, Musser, Wheeler, Maddox, Barniak, Jim Fregosi and Kent Tekulve
1992-93	Ashburn, Kalas, Musser, Wheeler, Maddox, Tekulve and Jay Johnstone
1994-95	Ashburn, Kalas, Musser, Wheeler, Maddox, Tekulve and Todd Kalas
1996	Ashburn, Kalas, Musser, Wheeler, Maddox, Tekulve, T. Kalas and Larry Rosen
1997	Ashburn, Kalas, Musser, Wheeler and Tekulve
1998	Kalas, Musser, Wheeler and Larry Andersen
1999-2001	Kalas, Musser, Wheeler, Andersen and Scott Graham

YEAR(S) BROADCAST TEAM

2002	Kalas, Wheeler, Andersen and Graham
2003	Kalas, Wheeler, Andersen, Graham and John Kruk
2004-05	Kalas, Wheeler, Andersen, Graham and Tom McCarthy
2006	Kalas, Wheeler, Andersen, Graham and Scott Franzke
2007	Kalas, Wheeler, Andersen, Franzke and Gary Matthews
2008-09	Kalas, Wheeler, Andersen, Franzke, Matthews and McCarthy
2010-11	Wheeler, Andersen, Franzke, Matthews, McCarthy and Jim Jackson
2012-13	Wheeler, Andersen, Franzke, Matthews, McCarthy, Jackson and Gregg Murphy
2014	Andersen, Franzke, McCarthy, Jackson, Murphy, Jamie Moyer, Matt Stairs and Mike Schmidt
2015-16	Andersen, Franzke, McCarthy, Jackson, Murphy, Stairs, Schmidt and Ben Davis
2017	Andersen, Franzke, McCarthy, Jackson, Murphy, Schmidt, Davis and John Kruk
2018	Andersen, Franzke, McCarthy, Jackson, Murphy, Schmidt, Davis, Kruk, Kevin Frandsen, Kevin Jordan and Kevin Stocker
2019	Andersen, Franzke, McCarthy, Jackson, Murphy, Schmidt, Davis, Kruk, Frandsen and Jimmy Rollins
2020	Andersen, Franzke, McCarthy, Jackson, Murphy, Schmidt, Davis, Kruk, Frandsen, Rollins and Ruben Amaro Jr.
2021	Andersen, Franzke, McCarthy, Murphy, Schmidt, Davis, Kruk, Frandsen, Rollins and Amaro
2022	Andersen, Franzke, McCarthy, Murphy, Schmidt, Davis, Kruk, Rollins, Amaro, Stocker, Michael Bourn, Chad Durbin, Erik Kratz
2023-24	Andersen, Franzke, McCarthy, Murphy, Schmidt, Davis, Kruk, Amaro, Stocker and Taryn Hatcher

PUBLIC ADDRESS ANNOUNCER



Dan Baker has the distinction of being the longest-tenured public address announcer in Major League Baseball, an honor he achieved in 2008. After missing the 2020 season due to health concerns, the 2025 season will be his 53rd with the Phillies, having started with the team in 1972.

During his 50+ years, Dan has been the on-field voice of the Phillies for over 4,000 games, including six World Series and two All-Star Games in two ballparks, Veterans Stadium and Citizens Bank Park. Dan also served as the PA announcer for the NFL's Philadelphia Eagles for 29 years (1985-2013) without missing a regular season or postseason game. He announced three NFC Championship games (2002-04) and each Army-Navy game that has been played at Lincoln Financial Field.

Away from the professional ranks, Dan has been the play-by-play voice for Big 5 basketball (1977-98), Drexel University basketball (1997-2012), Temple University football (1977-83) and University of Pennsylvania football (1986-88). As executive secretary, Dan helped preserve the Philadelphia Big 5 basketball tradition from 1981 through 1996. In 1997, he was inducted into the Big 5 Basketball Hall of Fame, one of six local sports Halls of Fame in which he is enshrined. He was inducted into the Broadcast Pioneers of Philadelphia Hall of Fame in November 2019. In March 2022, he was honored by Coaches vs. Cancer with the Dinsmore Award, given annually to an inspiring cancer survivor in the Philadelphia basketball community. Most recently, Dan was honored by the Philadelphia Sports Writers Association in January 2023 with a Lifetime Achievement Award and Most Courageous Person Award.

Since 2008, Dan has co-hosted the "Bull Session" with Phillies Wall of Famer Greg Luzinski every Monday during the baseball season on WBCB 1490 AM.

Dan and his wife Cathy – a former Phillies employee – live in West Deptford, N.J. They have two children, Darren and Courtney.

PHILLIES TELEVISION NETWORK

The Phillies enter their 28th season in 2025 with the all-sports cable network NBC Sports Philadelphia. NBCSP and NBCSP+ will once again carry the bulk of the games, along with “Phillies Pregame Live” and “Phillies Postgame Live” programming. Additional games will be aired by Philadelphia’s NBC10.

Besides the local broadcasts, the Phillies are scheduled to make at least four appearances on ESPN: April 27 at the Chicago Cubs, May 11 at the Cleveland Guardians, June 22 vs. the New York Mets and July 23 vs. the Boston Red Sox. There will also be six games carried nationally on FOX: April 26 at the Cubs, June 21 vs. the Mets, June 28 at the Atlanta Braves, July 12 at the San Diego Padres, Aug. 9 at the Texas Rangers and Sept. 11 vs. the Mets. Additionally, the Phillies will be featured on the Roku Sunday Leadoff game at Washington on Aug. 17 at 11:35 a.m. and on Apple TV+ hosting the Los Angeles Dodgers on April 4 and the Mets on June 20. Please visit phillies.com for the most up-to-date broadcast schedule.

Fans can enjoy complete coverage of the Phillies with the NBC Sports mobile app. Authenticated NBCSP subscribers can access local market games and pre- and postgame shows, as well as live and on-demand video, podcasts and written coverage, from anywhere in the United States.



PHILLIES RADIO NETWORK



All Phillies games can be heard on the team’s flagship station, SportsRadio 94WIP (94.1 FM). In addition to WIP, Phillies baseball can be heard on the 15-station Phillies Radio Network throughout the tri-state area. Once again, games will be broadcast in Spanish and aired on WTTM (1680 AM), with Bill Kulik, Oscar Budejen and Angel Castillo behind the microphone. Spanish-language broadcasts are also available using the SAP function during Phillies Television Network games.

PENNSYLVANIA

City	Station	Frequency
Philadelphia#	WIP	94.1 FM
Lebanon	WLBR	1270 AM
Levittown	WBCB	1490 AM
Northumberland	WEGH	107.3 FM
Pottsville	WPPA	1360 AM
Reading	WEEU	830 AM
Scranton	WEJL	630 AM
Wilkes-Barre	WBAX	1240 AM
Williamsport	WRAC	1400 AM
York	WOYK	1350 AM

DELAWARE

City	Station	Frequency
Wilmington	WDEL	1150 AM 101.7 FM

NEW JERSEY

City	Station	Frequency
Lindenwold#*	WTTM	1680 AM
Atlantic City*	WIBG (night games)	1020 AM
Trenton*	WHWH (night games)	1350 AM
Wildwood	WZXL	100.7 FM

Flagship station; * Spanish broadcast



2025 MEDIA INFORMATION

BALLPARK ENTRANCE

All media should enter Citizens Bank Park at the Staff & Media Entrance located on Darien Street (east side of the ballpark).

CLUBHOUSES

Both clubhouses are on the Service Level (visiting, third base side; Phillies, first base side). The Service Level is one level below street level (Main Concourse). Shortly after entering the Staff & Media Entrance, there is a stairway on the right side that accesses the Service Level. Or, see ELEVATOR.

MEDIA INTERVIEW ROOM

The Media Interview Room is also on the Service Level located behind home plate between the two clubhouses. Press conferences, as well as the manager's postgame media conference, are held in this room.

PRESS BOX

The Press Box, including broadcast booths, Press Dining Room, Media Relations Workroom and library, is located on the Hall of Fame Club Level behind home plate.

ELEVATOR

An elevator dedicated to the media is located behind home plate. After entering the ballpark at the Staff & Media Entrance, turn left on the Main Concourse and walk toward home plate. Look for the "Media Only" sign on the Main Concourse. This elevator will access the Service Level (clubhouses, Media Interview Room, field) and Press Box (Level 2).

STAIRWAY

A stairway is adjacent to the media elevator and can be used to access all levels.

FIELD ACCESS

Access to the field for all media is through a field level entrance adjacent to the visiting team's third base dugout. This runway can be accessed via a hallway located between the elevator and Media Interview Room on the Service Level. Media seeking to return to the Press Box during batting practice or any other time when the Phillies clubhouse is closed are required to use this entrance to return to the media elevator. The field and dugouts will be cleared of all non-uniformed personnel 45 minutes prior to game time. We thank you for your cooperation.

Please note: Media are asked to avoid standing on the grass.

MEDIA RELATIONS WORKROOM

Located behind the broadcast booths is a Media Relations Workroom that contains a copier and supplies, plus a workstation for the visiting PR representative. All media notes will be reproduced in this room pre-game. A complete baseball library providing numerous publications for research purposes is located adjacent to the Workroom. See a Baseball Communications representative for access to the Media Relations Workroom and library. Please keep in mind the Media Relations Workroom is to be used for reference purposes only.

PHOTO WORKROOM

The Photo Workroom is located on the Service Level behind home plate in the hallway that leads to the third base field entrance. Still photographers have field level positions at the outfield end of both the third base and first base dugouts.

CREDENTIALS

Working press credentials or Baseball Writers' Association of America credentials are required in order to gain access to the ballpark and other locations (field, clubhouses, Media Interview Room, Press Box and Press Dining Room).

Photographer credentials provide access to the field, Press Dining Room, Media Interview Room, Photo Workroom and field level photo positions.

LOST CREDENTIALS

Those members of the media who lose a Phillies credential will be asked to submit a \$25 check to Phillies Charities prior to being issued a new credential.

ACCESS TO CLUBHOUSES

Both clubhouses will be open to the media for a minimum of 50 minutes before the start of the game, in accordance with Major League Baseball regulations, at a time determined by the public relations staff. The Phillies clubhouse is closed when the team is on the field taking batting practice. Media needing interviews when the clubhouse is not open should make arrangements with a Baseball Communications representative.

Please note that the clubhouse is open for conducting or coordinating interviews, not for lounging or socialization. Both teams appreciate your cooperation.

Cell phones: According to a Major League Baseball directive, members of the media must have cell phones turned off upon entering the clubhouse. Absolutely no transmitting (phone calls/texts/e-mails/social media updates) is allowed in the clubhouse.

MANAGER AVAILABILITY

The manager is available before and after every Phillies home game.



2025 MEDIA INFORMATION

MEDIA DRESS CODE

In accordance with a MLB directive, media covering games and MLB events are asked to dress in an appropriate and professional manner that reflects their respect for their colleagues, the teams and the players they are covering. Clubhouses, dugouts, press boxes, interview rooms and the playing field are working areas, and the Phillies, as well as MLB, expect members of the media to adhere to a business casual dress code. In that regard, media members are requested to follow these guidelines:

- Flip-flops are not permitted in clubhouses
- Jeans should be clean, neat and presentable (e.g., ripped jeans should be avoided)
- T-shirts bearing offensive, disrespectful or inappropriate messages are not permitted
- Clothing bearing MLB club logos should not be worn in the press area
- Clothing should be appropriate for a business casual work environment. The following are some non-exclusive examples of apparel that should be avoided:
 - Sheer or see-through clothing
 - Excessively short skirts, dresses or shorts (e.g., cut more than 3-4 inches above the knee)
 - Tank tops, muscle shirts, one-shouldered or strapless shirts
 - Clothing exposing bare midriffs or visible undergarments

We ask all members of the media to respect these guidelines. MLB will consider appropriate actions in those cases in which the guidelines are violated.

PRESS BOX SEATING

Some seats in the three-row Press Box are permanently assigned. Check the seating diagram posted daily in the Press Box area. Radio and TV media members occupy the first base end of the Press Box; print media the home plate end. Please keep in mind the Press Box is a working area, not a spectator location. Children and friends are prohibited.

INTERNET

Wireless internet is available throughout the press box area and in the photo workroom.

PRESS DINING ROOM

Located behind the Press Box, the Press Dining Room opens one and a half hours prior to game time. The meal price is \$12, and food is served until 30 minutes after the start of the game. The beverage area remains open during the game and postgame. Media members are prohibited from bringing guests into the press box.

SMOKING

Smoking is not permitted inside Citizens Bank Park.

STAFF

We look forward to working with you during the 2025 baseball season. Our offices are located on the Suite Level, which is one level below the Press Box/Hall of Fame Club Level.



Bonnie Clark
Vice President,
Communications
and Community
Initiatives
(x5371)



Kevin Gregg
Vice President,
Baseball
Communications
(x2041)



Chris Ware
Director,
Baseball
Communications
(x5245)



Elyssa Kaplan
Coordinator,
Baseball
Communications
(x5248)



Dillon Siddiqi
Coordinator,
Baseball
Communications
(x5244)



Santino Primerano
Baseball
Communications
Assistant
(x5142)



Deb Rinaldi
Director, Business
Communications
(x5391)



Lauren Testa
Coordinator,
Communications
(x5496)



Diego D'Aniello
Spanish Language
Interpreter

PHILLIES IN THE COMMUNITY

Through both Phillies Charities, Inc. and the club's ongoing outreach efforts, the Phillies have a continued presence in the community throughout the year.



Phillies Charities, Inc. is the charitable arm of the Phillies organization, serving Pennsylvania, New Jersey and Delaware, as well as areas near the Phillies' minor league affiliates. Continued fan support enables fundraisers, including the **Phantastic Auction**, **Phillies Charities 50/50 Drawing**, **Phillies Charities 5K** presented by Fox Chase Cancer Center and many memorabilia auctions, to contribute largely to a Phillies Charities Grant Fund. Grants are awarded on a regular basis to primarily local organizations serving a wide variety of needs. In 2024, more than \$4.6 million in grants was distributed to dozens of charitable causes.

The **Phillies Wives** are committed to giving back and lending their time and efforts to support local charities. Each year, several of the Phillies Wives serve on the board of Phillies Charities and work together to represent the club on charitable projects or fundraisers. Most recently, the Phillies Wives raised over \$30,000 for the Pennsylvania SPCA and provided Turning Points for Children with back-to-school clothing for teenage girls living in foster care.

Phillies players lend their support by dedicating time to connect with individuals, groups and families throughout the year.

- Aaron and Hunter Nola hosted Bowling for the Troops to benefit Team Red, White & Blue, a nonprofit organization which enriches the lives of veterans. New this year, **Aaron Nola's Charity Poker Tournament** benefiting Team Red, White & Blue will be held in May. Aaron, who lost his uncle to ALS, has also supported that cause in various ways, including cohosting Strike Out ALS with his brother Austin, an MLB catcher.
- J.T. and Lexi Realmuto host **Faith and Baseball Night** ▶, an inspiring pregame conversation with fans about how they celebrate the intersection of faith and baseball in their daily lives, led by Jeffrey Boettcher, the club's MLB Chaplain.
- Kyle and Paige Schwarber thank frontline heroes and first responders through The Schwarber Family Foundation. They host **Schwarber's Neighborhood Heroes**, a community ticket program that treats groups, including local police officers, firefighters and military veterans, to special experiences at Citizens Bank Park. In addition, they host the annual Schwarber's Block Party fundraiser, along with an appreciation event, Schwarber's Field Day, to thank and support local first responders for their hard work, sacrifices and bravery.
- Treia and Kristen Turner host families from **The V Foundation for Cancer Research** throughout the season in support of the fight against pediatric cancer.
- Throughout each season, players spend time meeting with patients and granting wishes through the **Make-A-Wish Foundation**.



The Phillies support over 7,000 youth baseball and softball players through the **Nike RBI** ▶ (Revising Baseball in Inner Cities) program. Uniforms, equipment and instructional clinics are just some of the resources provided to local leagues. Additional events are provided for RBI players and coaches including coaching clinics, player skill development and body care. The Nike Jr. RBI League is sponsored by Citizens while the Nike RBI League is sponsored by Nike and Richman's Ice Cream.



The **Phillies MLB Urban Youth Academy** provides free, year-round instruction to RBI participants and local athletes in Philadelphia through both the baseball and softball fields in FDR Park and the Ryan Howard Training Center. Throughout the year, in-classroom and on-field programming is held by instructors and members of the Phillies organization to help develop players on and off the field. Programming includes a leadership course instructed by Umps Care Charities, offseason workouts, position-specific instructional work and education on the college recruitment process for high school athletes looking to further their baseball or softball careers. Players from the academy have also participated in MLB's Breakthrough Series, Commissioner's Cup, Elite Development Institute and the Jennie Finch Classic.

Each year, the **Carpenter Cup Classic** presented by Nike gives baseball and softball athletes from local high schools the chance to showcase their skills in front of scouts and college coaches.

Over 7,000 children participate in the annual Phillies **Home Run Derby**, a baseball and softball hitting contest for kids ages 7-12. Participants advance through local and regional competitions to reach the championship, which is held annually at Citizens Bank Park.



The Phillies host a variety of educational programs for the local community. **Phanatic About Reading**, presented by Xfinity, encourages students in grades PreK-8 to read for a minimum of 15 minutes per day to improve literacy and comprehension skills. **Phillies Phitness**, presented by The GIANT Company, encourages children of all ages to start on the path to a healthy future through exercise and smart food choices. Through a partnership with the City of Philadelphia Parks & Recreation Department, **Phillies Fundamentals**, sponsored by Chick-fil-A Greater Philadelphia, uses baseball to teach and reinforce academic skills to children during the summer months. The **All-Star**

PHILLIES IN THE COMMUNITY

Students contest, presented by LF Driscoll, recognizes students who go above and beyond during the school year, while the work of area educators is highlighted annually through **Teacher Appreciation Night**, powered by Constellation. **Citizens Weather Education Day**, presented by Citizens and NBC10/Telemundo62, is an educational experience focused on weather that is enjoyed by thousands of children each year. Students from the School District of Philadelphia's mentoring program participate in Q&A sessions with members of the Phillies front office, thanks to support from the Pennsylvania Auto Theft Prevention Authority, while hundreds of students and teachers participate in **Phillies Science of Baseball** presented by PGW. The **Phillies Skilled Trades All-Star Program** powered by NEST, gives students the opportunity to go behind the scenes with trade industry experts at Citizens Bank Park.



Female fans are treated to a day behind the scenes at Citizens Bank Park during the **Behind the Diamond Clinic** for Women sponsored by Inclusive Collection, part of World of Hyatt. Activities include a clinic with coaches and a Q&A session with a player.

The Phillies partner with Aramark and OVG360 on their **Red Goes Green** program. Through **Home Runs for Trees** presented by Asplundh and a partnership with the Pennsylvania Horticultural Society, over 2,000 trees have been planted in the Delaware Valley. In addition, through the program, hundreds of trees have been donated to local schools.

Since 2011, **Phans Feeding Families**, the hunger relief partnership between the Phillies, Citizens, Aramark, Campbell's, The GIANT Company, Goya Foods, Hatfield Quality Meats, KPMG, SEPTA, Tri-State Toyota Dealers and Philabundance has raised more than \$784,000 and provided more than one million meals to people in need throughout the Greater Philadelphia area.

Making numerous community appearances throughout the year, the **Phillies Ballgirls** are ambassadors for the team both on and off the field. In addition to hosting an annual Christmas in July toy drive, the ballgirls act as captains of the Red Goes Green Team presented by WM and recognize a Ball Kid of the Month prior to home games.

In conjunction with Minding Your Mind, **Strike Out the Stigma** presented by GHOST Energy is the Phillies' mental health awareness community program focused on bringing important conversations to the forefront about the value of healthy life habits, supporting those around us and removing the negative connotation surrounding mental health.



The Phillies are dedicated to honoring all the men and women who have served or continue to serve our country. **Military appreciation** is celebrated annually during Salute to Service and First Responders Night presented by Toyota. In addition, Rothman Hometown Heroes are recognized in-game throughout the season.

Each season, the Phillies partner with **Major League Baseball** in supporting a variety of initiatives, including Armed Forces Weekend, **Childhood Cancer Awareness Day**, Father's Day, Hispanic Heritage Month, Jackie Robinson Day, Lou Gehrig Day, Mental Health Awareness, Mother's Day, Play Ball Weekend, Roberto Clemente Day, September 11th Remembrance and Spirit Day.

The Phillies and The GIANT Company team up to host the annual Phillies **Summer of Giving**. It features a week of charitable events, including a picnic with Peter's Place, Mickey Morandini's cornhole classic, Phillies Give Back at Ronald McDonald House and MANNA, a pep rally at Jefferson Moss Magee Rehabilitation Hospital and Project HOME bingo night.

The annual Phillies **Season of Giving** presented by SEI provides a way for the Phillies to give back to the community during the offseason. Events include dropping off holiday gifts for residents at Jefferson Moss Magee Rehabilitation Hospital, preparing and serving a holiday dinner at The Bethesda Project Our Brother's Place and delivering toys to children at the Ford PAL Center.

Front office employees volunteer their time each year through the **Phillies Give Back** program. Activities have included participating in a bocce ball tournament with athletes from Special Olympics PA, redecorating the bedroom of a local child currently battling cancer and serving a Thanksgiving dinner at **Hope Lodge**.

The Phillies are committed to diversity, equity and inclusion and fostering an inclusive culture. The Phillies support and provide Commissioner's Initiative tickets to organizations in the Philadelphia region that serve diverse communities and celebrate the history and culture of underrepresented groups during special events and theme nights throughout the year. In addition, the Phillies stay actively engaged in community and cultural events throughout the region and partner with diversity-focused organizations to keep diversity, equity and inclusion at the heart of everything that they do.

The Phillies' work in the community would not be possible without the dedication and support of the many partners and fans who support our mission. Learn more by visiting phillies.com/community.



CITIZENS BANK PARK DIRECTORY



ADDRESS

The Phillies
Citizens Bank Park
One Citizens Bank Way
Philadelphia, PA 19148-5249

PHILLIES CONTACT INFORMATION

Executive Offices	215-463-6000
Special Events (non-baseball events)	215-218-5100
New Era Phillies Team Store	267-570-2333

PURCHASING TICKETS

Ticket Sales and Information	215-463-1000
Ballpark Group Tours (25 or more)	215-218-5360
Online	phillies.com

TICKET OFFICE

Located at the First Base Gate Entrance on Pattison Avenue.
For all home games, additional ticket windows are open on
Citizens Bank Way.

In-game: Ticket windows are located on the Main
Concourse (behind Section 124) and the Terrace Level
(behind Section 318).

NAMING RIGHTS

Citizens Bank, \$95 million over 25 years –
\$57.5 million for naming rights and \$37.5 million for the
Phillies broadcast media package.

SEATING CAPACITY: 42,901

DIMENSIONS

	Distances	Heights
Right field foul pole	330'	13'3"
Right field power alley	369'	13'3"
Center field, straightaway	401'	6'
Monty's Angle (left of CF to LCF)	409'-387'-374'	19'-12'8"
Left field foul pole	329'	10'6"
Left field power alley	374'	10'6"

ENTRANCES

- First Base Gate (corner of Darien Street and
Pattison Avenue)
- Third Base Gate (corner of Pattison Avenue and
Citizens Bank Way)
- Left Field Gate (corner of Citizens Bank Way and
Phillies Drive)
- Suite and Club Entrances: Home Plate (Pattison Avenue)
West (Citizens Bank Way)
East (Darien Street)

MLB's Go-Ahead Entry, which allows fans the ability to
enter the ballpark at full walking speed without stopping, is
available at each main entrance gate (1B, 3B, LF). Registration
is available on the MLB Ballpark app.

GATE OPENINGS

All gates open 90 minutes before first pitch.


For early access, the Left Field Gate and half of the Third
Base Gate will open two hours prior to first pitch for Monday
through Friday games and two and a half hours prior to first
pitch for weekend games.



CITIZENS BANK PARK SEATING DIAGRAM



Visit phillies.com for seating and pricing information.



CITIZENS BANK PARK FACTS



After 33 years at Veterans Stadium, the Phillies moved into their new state-of-the-art facility, Citizens Bank Park, in 2004. The world-class ballpark – rated one of the best in the country – opened on April 3, 2004, with an exhibition game against Cleveland. Since that time, the Phillies have captured a World Series championship (2008), three National League pennants (2008-09, 2022) and six NL East titles (2007-11; 2024), while countless records have been broken both on and off the field.

ACCESSIBILITY: Excellent regional highway access for vehicles and Broad Street Subway Line for public transportation.

ACRES: 21-acre site, north side of Pattison Avenue between Citizens Bank Way and Darien Street.

ADA-FOCUSED DESIGN: With the help of an Americans with Disabilities Act (ADA) consultant, the park was designed to be universally accessible and comfortable for all fans with disabilities.

AMERICAN GOLD STAR MOTHERS CHAIR OF HONOR: Located in Section 137, this unoccupied seat pays tribute to every mother who lost a son or daughter during active service and is dedicated to the memory of their loved ones.

ARCHITECTS/DESIGN TEAM: EwingCole and HOK Sport+Venue+Event (HOK SVE).

BALLPARK DESTINATION AREAS:

Ashburn Alley: Festive outfield entertainment area named after Phillies Hall of Famer and former broadcaster Richie “Whitey” Ashburn; 625 feet in length covering 50,000 square feet. Highlights include:

- **Right Field: The Yard,** a 13,000-square-foot interactive kids’ baseball experience complete with Citizens Phan Field (a 70-foot AstroTurf-covered field), a Hatfield Phillies Franks Hot Dog Launcher, a 30-foot Phanatic Chevrolet Climbing Wall, Bullpen pitching area and Richman’s Ice Cream bar.



- **Other Alley highlights:** 10-foot statue of Richie Ashburn; Phillies All-Star Walk, bi-level bullpens, CP Rankin Rooftop, the Alley Store, and more food and drink options including the Budweiser Batter’s Eye Bar, Campo’s, Chickie’s and Pete’s, Jim Beam Cocktail Bar, Manco & Manco Pizza, P.J. Whelihan’s and Tony Luke’s. The Alley also features the Yuengling Party Pavilion and Casamigos Bar in right field.

Left Field Plaza:

- **Photo Opportunities:** Features oversized World Series trophies and statues of retired numbers, including 1 (Richie Ashburn), 20 (Mike Schmidt), 36 (Robin Roberts) and 42 (Jackie Robinson). Other highlights include Phillies championship banners and the Toyota Phillies Wall of Fame. Plus, statues of Phillies retired numbers 14 (Jim Bunning) and 32 (Steve Carlton) greet fans as they approach the Left Field Gate.
- **Concessions & Social Areas:** Coca-Cola Corner, Bull’s BBQ, Miller Lite Liberty Landing and Leinenkugel’s Left Field.



Third Base Plaza:

- **Photo Opportunities:** Features statues of retired numbers including 15 (Dick Allen) and 34 (Roy Halladay). Plus, the iconic 19-foot-high Liberty Bell that was once located atop Veterans Stadium is prominently displayed as fans approach the ballpark.
- **Pass and Stow:** This 24,500-square-foot space features an outdoor Kona at the Park Bar, Foundry Pizza with Manco & Manco, a family-friendly sports pub, TVs to catch game action and more. Pass and Stow is a historic nod to the Liberty Bell, which has been part of the Phillies brand and logo for many years. The name is derived from the two Philadelphia foundry workers, John Pass and John Stow, who recast the original bell in 1753, and whose names are inscribed on this important piece of American history.



- **Shake Shack:** Adjacent to Pass and Stow is the 6,000-square-foot Shake Shack, which offers its sit-down restaurant experience, with seating for 120 fans. This popular, modern-day “roadside” burger stand serves its classic burgers, crinkle-cut fries, hand-spun shakes and more.

CITIZENS BANK PARK FACTS

BUILDING SQUARE FOOTAGE: 1.15 million

BY THE NUMBERS:

Playing field: 23' below street level
Main concourse: street level
Suite level: 36' above field; 13' above main concourse
Hall of Fame Club concourse: 61' above field
Terrace concourse: 81' above field
Roof: 134' above field

CADILLAC HALL OF FAME CLUB: This 2,500-seat premium seating area includes access to climate-controlled lounges with full-service bars, multiple HD TVs and upscale food options.

CONCERTS: Going into 2025, Citizens Bank Park has hosted 41 concerts in the ballpark, with Jimmy Buffett & The Coral Reefer Band having the honor of being the first to perform on August 25, 2005. There are several concerts scheduled for 2025 at Citizens Bank Park, including **Post Malone** on Saturday, May 24; **My Chemical Romance** on Friday, August 15; and **The Lumineers** on Friday, September 19.



After hosting a Banana Ball game last season at Citizens Bank Park, the **Savannah Bananas** will return in 2025 on Saturday, July 26 and Sunday, July 27.

In addition, there have been 15 on-field postgame concerts held at the ballpark since 2016. For the 2025 season, there are two postgame concerts scheduled, both of which are presented by Jim Beam: **Nate Smith** on Tuesday, June 10, and **Nelly** on Tuesday, July 22.

CONCESSIONS: Joint venture between Aramark, the Phillies and GM Concessions. A wide variety of food and beverages, from traditional ballpark fare to foods with Philadelphia flavor, is available throughout the park at permanent locations and portable stands. The ballpark also features kosher, plant-based and gluten-free options, and has been rated among the top vegetarian-friendly ballparks in the country.



CONSTRUCTION MANAGEMENT TEAM: L. F. Driscoll Co. and Hunt Construction Group in association with Synterra, Ltd. and Don Todd Associates, Inc.

CONSTRUCTION MATERIALS:

- Aluminum curtainwall: 83,000 square feet
- Architectural precast panels: 97,000 square feet
- Bricks in architectural precast panels: 475,000
- CMU (concrete masonry unit): 320,000 square feet
- Foundation concrete: Approximately 52,000 cubic yards
- Gallons of paint: 11,602 (primer, intermediate and top coats)
- Hand-laid brick: 450,000 bricks
- Playing field: 440,000 cubic yards (594,000 tons) of soil was excavated to 23' below street level
- Playing surface: Kentucky Bluegrass on the infield (7,000 sq. ft.), Riviera Bermuda grass in the outfield and foul territory (94,000 sq. ft.). Bermuda grass is overseeded in the fall for spring play with perennial ryegrass. All grass is provided by Collins Wharf Sod Farm, Eden, MD.
- Steel H piles: Over 4,600 were driven to depths of 70 to 110 feet; 354,000 lineal feet; Highest piece of steel: scoreboard, 143'3" high; light towers, 165' high
- Structural steel: 11,800 pieces of steel; approximately 11,500 tons; 252,000 bolts

COOPERSTOWN GALLERY: Hall of Famers (Phillies and Philadelphia Athletics) are honored in this area of the Cadillac Hall of Fame Club.

CP RANKIN CLUB: Premium seating area located behind home plate on Field Level; 1,281 wider, padded seats that include in-seat wait service. Guests also have use of the Clubhouse Lounge.



ELEVATORS: 15, 11 of which serve guests in the seating bowl.

ESCALATORS: Escalators are located near Sections 114, 126 and 140 to assist guests in reaching the Cadillac Hall of Fame Club/Pavilion/Arcade and Terrace Level.

FINE ART: Original artwork by four local artists, Dick Perez, Dane Tilghman, Max Mason and Jonathan Mandell, is on display throughout the park. Also featured: "Phillies Dream Scene," a classic oil painting by Australian artist Jamie Cooper, on display in the Suite and Club Entrance Lobby.



FOUL POLES: Metal poles; 85 feet high

CITIZENS BANK PARK FACTS

FIRSTS

From April 12, 2004

Pitch	LHP Randy Wolf, 1:32 p.m.
Batter	Reds 2B D'Angelo Jimenez
Hit	Jimenez (double, 1st inning)
Single	Reds 3B Ryan Freel, (2nd)
Single by a Phillie	Wolf (3rd)
Double by a Phillie	1B Jim Thome (1st)
Triple	Reds RF Austin Kearns (9th)
Home run	RF Bobby Abreu (1st)
Walk	Reds C Jason LaRue (2nd)
Walk by a Phillie	CF Marlon Byrd (3rd)
Sacrifice bunt	Reds RHP Paul Wilson (2nd)
Stolen base	Byrd (3rd)
Run	Jimenez (1st)
Run by a Phillie	Abreu (1st)
RBI	Abreu (1st)
Strikeout	Reds CF Ken Griffey Jr. by Wolf (1st)
Wild pitch	Wolf (1st)
Win	Wilson
Loss	Wolf
Save	Reds RHP Danny Graves

Other Firsts (in chronological order)

Postponement	4/14/04, Phillies vs. Cincinnati, due to rain
Win by a Phillie	LHP Rheal Cormier, 4/15/04 vs. Cincinnati
Save by a Phillie	LHP Billy Wagner, 4/15/04 vs. Cincinnati
Night game	4/16/04, Phillies 4, Expos 2
Four-hit game	Thome, 4/16/04 vs. Montreal
Triple by a Phillie	SS Jimmy Rollins, 4/18/04 vs. Montreal
Walk-off HR	CF Doug Glanville, 4/18/04 vs. Montreal
Error	Thome, 4/20/04 vs. Florida
Extra-inning game	4/21/04 - Marlins 8, Phillies 7, 12 innings
Multi-homer game	Marlins 3B Mike Lowell (3), 4/21/04
Shutout	4/30/04, Wolf and Cormier, Phillies 4, Diamondbacks 0
CG shutout	5/20/04, RHP Brett Myers, Phillies 4, Dodgers 0
Grand slam	Braves CF Andruw Jones, 5/27/04
Day-night DH	6/17/04 vs. Detroit (6-2 W/5-4 L)
Inside-the-park HR	Rollins, 6/20/04 vs. Kansas City
Cycle	David Bell, 6/28/04 vs. Montreal
Triple play	Todd Pratt, 8/19/04 vs. Houston (Ensberg to Kent to Lamb)
Grand slam by a Phillie	Byrd, 8/29/04 vs. Milwaukee
Twi-night DH	9/29/04 vs. Pittsburgh (8-4 W/8-3 W)
No-hitter	RHP Roy Halladay, 10/6/10, Phillies 4, Reds 0 (DS Game 1)
Walk-off grand slam	RF John Mayberry Jr., 6/4/13 vs. Miami

HOME RUN LIBERTY BELL: When the Phillies hit one out of the park, fans are treated to a home run show, featuring thousands of LED lights and motion-added fun.

KEY FEATURES: Open Main Concourse (360 degrees) that allows fans to constantly connect with the game. Open outfield that allows a scenic view of Center City skyline. Views of the field from street level.

LANDSCAPING: There are over 1,000 trees, thousands of shrubs, perennials, ornamental grasses and up to three seasonal changes of annuals located around the ballpark.

MERCHANDISE: Official Phillies merchandise is available at the New Era Phillies Team Store located adjacent to the Third Base Gate. Fans may also personalize jerseys with their own name and number. The store is open Tuesday through Friday from 10:00 a.m. to 6:00 p.m. and Saturday from 11:00 a.m. to 4:00 p.m., as well as all home games. On 1:05 p.m. or 1:35 p.m. game days, the store can only be accessed with a game ticket. The store is closed on major holidays. For offseason hours please call 267-570-2333 or follow the New Era Phillies Team Store on social media. Souvenirs are also available in-game at the Alley Store in Ashburn Alley, Memorabilia Store from Hunt Auctions, the Phillies Authentics shop featuring game-used and autographed memorabilia, The Cap Shop and Home Stands throughout the ballpark.



MILESTONES:

- November 13, 2000 – Former Mayor John F. Street announced new Phillies ballpark and Eagles stadium will be located in the Sports Complex.
- June 28, 2001 – Phillies officially unveiled the architectural design plan for their new park.
- March 26, 2002 – Workers began pouring concrete to create the foundation.
- October 17, 2002 – The first piece of red steel was installed in the scoreboard structure.
- June 17, 2003 – Citizens Bank entered 25-year naming rights partnership with the Phillies.
- September 5, 2003 – Installation of seats began.
- October 31, 2003 – Installation of natural grass playing field started.
- April 3, 2004 – Phillies vs. Cleveland On-Deck Series game provided first glimpse of the park.
- April 12, 2004 – Cincinnati defeated Phillies, 4-1, before 41,626 in inaugural opener.

CITIZENS BANK PARK FACTS

MLB'S GO-AHEAD ENTRY:

Launched by MLB with the Phillies as a pilot program in August 2023. Includes a combination of free-flow security screening technology and facial authentication-based gate management, resulting in quicker, hands-free entry into the ballpark. This entry point is available at the First Base, Third Base and Left Field Gates. Fans enroll in this feature through the MLB Ballpark app.



NETTING: The protective netting extends most of the way down each baseline to Section 109 (right field line) and Section 138 (left field line). The netting behind the dugouts and down the baselines is approximately 25 feet high and made of state-of-the-art "field green" material to blend in with the playing field and minimize obstruction of views.

PARKING: 21,000 parking spaces in the Sports Complex.

PHILADELPHIA STARS DISPLAY: Located in the Home Plate Suite Level lobby at Citizens Bank Park. The area showcases floor-to-ceiling graphics of the Philadelphia Stars from their playing days in the Negro Leagues, as well as an information panel covering "The Story of the Philadelphia Stars." Also featured are paintings of two local players who starred in the Negro Leagues and are currently enshrined in Cooperstown: **Judy Johnson** from the Hilldale club and **Roy Campanella**, a Philadelphia native who played for the Baltimore Elite Giants, Philadelphia Stars and Brooklyn Dodgers.



PHILLIE PHANATIC: Part of a permanent exhibit at the National Baseball Hall of Fame and recognized by *Forbes* magazine and other media outlets as the most popular mascot in sports, the Phillie Phanatic has grown to become a recognizable symbol of the Phillies across the country and around the world. The Phanatic is a fixture at Phillies home games and entertains fans young and old at countless appearances throughout the Delaware Valley.



PHILLIES SCOREBOARD WITH HDR PHANAVISION

EXPERIENCE: Debuted in 2023 and is among the largest in the major leagues. Features the latest and greatest in high dynamic range (HDR) video technology.

- Weight: 116,298 pounds, supported by 190 tons of structural steel.
- Overall size: 152 feet wide by 86 feet tall; 77% larger than the former Phillies display (an increase in size from 97 feet wide by 76 feet tall).
- 16:9 aspect ratio; able to display 516 life-size Phillie Phanatics simultaneously.
- With a 4K capable and HDR system utilizing nearly 11.6 million pixels with 10mm pixel spacing, the scoreboard delivers rich colors and superb clarity.
- Features better viewing angles and exceptional short-distance viewing.

Supporting the enhanced system is a modernized production control room located in the Cadillac Hall of Fame Club. To further add to the fan experience, several new technology enhancements have been made throughout the ballpark for 2025. This includes new LED rings on the Suite and Terrace fascia, new low-frequency speakers for the PA system, and tech upgrades to the CP Rankin Club and Kona at the Park Bar at Pass and Stow.

PIONEERS IN PINSTripES DISPLAY: Located in the Cadillac Hall of Fame Club, this new area was created to honor the trailblazers of Phillies integration and racial/ethnic diversity, focusing mostly on the time from when **Jackie Robinson** broke baseball's color barrier to when **Dick Allen** became the Phillies' first Black superstar. *Pioneers in Pinstripes* pays tribute to both the well- and lesser-known figures who helped pave the way for future generations of Black and other minority athletes on the Phillies and in the city, while also educating the public and serving as a home base for collections and research on the subject of Phillies integration.



PUBLIC RESTROOM FACILITIES & CAVITY BUSTERS

NURSING MOTHER'S LOUNGE: A total of 68 restrooms are conveniently located throughout the park. This includes 26 women's, 26 men's and 15 family restrooms, with an additional restroom in the Service Level specifically for wheelchair guests seated in the Field Level area by the third base dugout. All are wheelchair accessible.

Fans also have access to a private area for nursing mothers and babies at the Cavity Busters Nursing Mother's Lounge, located on the Main Concourse behind Section 125 (between the Phillies Radio Booth and Home Plate lobby).

SEATS: Capacity: 42,901; Color of seats: Sapphire blue; Hussey Seating Co. Seats are angled toward the infield and equipped with cup holders.

CITIZENS BANK PARK FACTS

SENSORY ACTIVATION VEHICLE: Located at the First Base Plaza, this dedicated room and play space is for individuals with sensory processing sensitivities who may need a quieter and more secure environment while attending games at the ballpark. Created in partnership with Kulture City, this vehicle was designed by medical professionals to help sensory needs in both adults and children.

SMOKE-FREE FACILITY: Smoking is not permitted inside Citizens Bank Park.

STATUES: Richie Ashburn (Ashburn Alley), Steve Carlton (Left Field Gate), Mike Schmidt (Third Base Gate), Robin Roberts (First Base Gate), 10 feet high, sculpted by Zenos Frudakis; Harry Kalas (Main Concourse behind Section 141, near Miller Lite Liberty Landing), 7.5 feet high, sculpted by Lawrence J. Nowlan.



SUITES: 70, all located between the foul poles on the Independence Blue Cross Suite Level. The luxurious suites are located directly above field level and afford spectacular views of the action.

UBER RIDESHARE LOT: This new area in Lot T (off Pattison Avenue) is designated for pick-ups and drop-offs for all ticketed events at Citizens Bank Park and the Wells Fargo Center.

VENUE MANAGEMENT: The Oakview Group

VETERANS

MEMORIAL: To commemorate the site of Veterans Stadium, the Phillies built a monument as an everlasting memorial to veterans. Located on Pattison Avenue, it includes the American flag along with flags and engraved plaques representing the Army, Marine Corps, Navy, Air Force, Coast Guard and POW/MIA.



PHILLIE PHANATIC



HT: 6-6; **WT:** 300

AGE: Made debut on April 25, 1978

BIRTHPLACE: Galápagos Islands

Named after the team's fanatical fans, the Phillie Phanatic was created by the team's marketing department after the 1977 season. From that humble beginning, the beloved mascot evolved and is celebrated as part of a permanent exhibit in the National Baseball Hall of Fame in Cooperstown, N.Y. Over the years, various national media outlets have ranked the Phanatic as the No. 1 sports mascot.

Often featured on sports highlight shows, in recent years he stepped into prime time with appearances on the NBC television show "30 Rock" and ABC's "The Goldbergs" and "Schooled." He's also visited the sets of NBC's "Today," "Good Morning America," "CBS This Morning," and ESPN's "SportsCenter" and "College GameDay." A frequent flyer, the Phanatic has logged miles to Japan, Australia, Mexico and Europe and most notably journeyed to his homeland of the Galápagos Islands.

Dave Raymond, a graduate of the University of Delaware, was the original performer in costume and spent 16 years entertaining as the Phanatic. The current Phanatic, Tom Burgoyne, began his fanatical career in 1989 as Raymond's backup, later joining the Phillies marketing department in 1990. Over the course of his tenure, Tom has written two Phillies books, 20 children's books and a business/leadership book called *Phell the Love*. In addition, he's developed a reading program (Phanatic About Reading) that encourages kids to read at least 15 minutes every day. In 2020, Tom was honored with the Richie Ashburn & David Montgomery Special Achievement Award, which is given to a member of the Phillies organization who has demonstrated loyalty, dedication and passion for the game.

Tom is a graduate of St. Joseph's Preparatory School and Drexel University (1988), where he earned a bachelor's degree in marketing. He and his wife Jennifer have three sons, Andrew, Daniel and Matthew.



CITIZENS BANK PARK GROUND RULES

DUGOUT AND PHOTOGRAPHERS' AREAS

Ball striking fence or railing in front of dugout and photographers' area and rebounding onto field: **In Play**.

Ball on top step (lip) of dugout: **In Play**.

Ball striking dugout roof: **Out of Play**.

BACKSTOP AREA

Pitched or thrown ball on ledge of backstop or signage behind home plate: **In Play**.

Ball going into camera area behind home plate: **Out of Play**.

Ball striking guy wires that support backstop: **Out of Play (No longer considered a batted ball in flight)**.

TARP AREA

Thrown or fair ball that lodges beneath or behind canvas on-field tarp: **Out of Play**.

OUTFIELD AREA

Left Field:

Over the fence and in plantings: **Home Run**.

Ball strikes spectator in fair territory: **Home Run**.

Left Center Field to Center Field:

Ball hits on or to the left of the vertical yellow line: **Home Run**.

Ball hits to the right of the vertical yellow line and rebounds back onto the field: **In Play**.

Ball hits on or to the right of the vertical yellow line and goes over the center field fence without striking the ground: **Home Run**.

Right Center Field to Right Field:

Ball wedges in chain link fence in front of out-of-town scoreboard: **Two Bases**.

Ball strikes fence or scoreboard and goes over center field fence without striking the ground: **Home Run**.

QUALIFYING MARKS

Batting Championship: Highest batting average and 502 or more plate appearances. However, if there is any player with fewer than the required number of plate appearances whose average would be the highest if he were charged with the required number of official at-bats, then that player shall be awarded the championship.

Pitching Championship: Lowest ERA and 162 or more innings pitched.

Fielding Championship: Highest fielding average and (a) catcher must have played in at least 81 games; (b) infielder or outfielder must have played in at least 108 games; and (c) pitcher must have 162 innings pitched.

Rookie: A player shall be considered a rookie unless, during a previous season or seasons, he has (a) exceeded 130 at-bats or 50 innings pitched in the major leagues; or (b) accumulated more than 45 days on the active roster of a major league club or clubs during the period of the 26-player limit.

Save: Credit a pitcher with a save when:

(1) He is the finishing pitcher in a game won by his club;

(2) He is not the winning pitcher, and

(3) He qualifies under one of the following conditions:

(a) He enters the game with a lead of no more than three runs and pitches for at least one inning, or

(b) He enters the game with the potential tying run either on base, at bat or on deck, or

(c) He pitches effectively for at least three innings.

No more than one save may be credited in each game.

Consecutive-Game Hitting Streak: A consecutive-game hitting streak shall not be terminated if all the player's plate appearances result in a walk, hit batsman, defensive interference or a sacrifice bunt. The streak shall terminate if the player has a sacrifice fly and no hit.

Consecutive-Game Playing Streak: A consecutive-game playing streak shall extend if the player plays one half-inning on defense, or if he completes a time at bat by reaching base or being put out. A pinch-running appearance only shall not extend the streak. If a player is ejected from a game by an umpire before he can comply with the requirements of this rule, his streak shall continue.

RULES OF INTEREST

DOCTORED BAT: If a filled or “doctored” bat is used, the player is to be called out and ejected from the game and is subject to additional penalties. Any balls hit by an illegal bat do not count. If the umpire sees the illegal bat before it is used, he issues a warning, but there is no penalty.

EXTRA INNINGS: If the score is tied after nine innings, and for each extra inning of those games, the team batting will begin the inning with a runner on second base. The runner on second base at the start of each half-inning has to be the player (or substitute for such player) in the batting order immediately preceding that half-inning's leadoff hitter.

INFIELD POSITIONING: Infielders must be positioned on either side of second base when the pitch is released. All four infielders must have both feet within the infield when the pitcher is on the rubber.

MINIMUM NUMBER OF BATTERS FOR PITCHERS: An amendment to Rule 5.10(g) requires that starting pitchers and relief pitchers must pitch to either a minimum of three batters or the end of a half-inning (with exceptions for incapacitating injury or illness).

NIGHT GAME: Any game scheduled to start after 5 p.m. will be considered a night game. If a game is scheduled to start at 5 p.m. and is delayed for any reason it will be considered a day game. If a game is scheduled to start at 5:01 p.m. it will be considered a night game. Two-night doubleheaders shall be considered two night games.

PINCH-HITTERS: A player shall be considered a pinch-hitter only if he enters the game as a substitute batter and only on his first time at bat, which must be before he becomes a fielder. If the team bats around and a pinch-hitter comes up a second time in the inning in which he first appeared, he will not be considered a pinch-hitter during that second time up.

PITCH TIMER: The timer will be set at 15 seconds when bases are empty and 18 seconds with runner(s) on base. Hitters will receive one timeout per plate appearance and the pitcher can step off the rubber twice.

ROSTER LIMITS: The active roster limit from Opening Day through Aug. 31 and in postseason games is 26 (max. 13 pitchers), with a 27th player allowed for doubleheaders. From Sept. 1 through the end of the season, all clubs must carry 28 players on the active roster (max. 14 pitchers).

SUSPENDED GAME RULE: For the purpose of this rule, all performances in the completion of a suspended game shall be considered as occurring on the original date of the game. A game terminated by curfew or by a prearranged time limit is a suspended game if it has progressed to be an official game (4 ½ or 5 innings). A game terminated by light failure or malfunction of a mechanical field device under control of the home club is a suspended game anytime after it begins. Rule 4.11 (d)... A called game ends at the moment the umpire terminates play. EXCEPTION: If the game is called while an inning is in progress and before it is completed, the game becomes a suspended game in each of the following situations:

- The visiting team has scored one or more runs to tie the score and the home team has not scored.

- The visiting team has scored one or more runs to take the lead and the home team has not tied the score or retaken the lead.

Suspended games shall be resumed at the exact point of suspension immediately preceding the next scheduled, single game between the two clubs at the same site.

Any legal game called due to weather with the score tied is a tie game and must be replayed in its entirety.

WAIVER AND DRAFT PRICES: The waiver price is \$20,000 and the Major League Draft price is \$50,000.

YEAR OF SERVICE: 172 days constitute a full major league year of service.

RAIN RULES

Prior to the start of a game, the right to play is vested in the home club. Once lineup cards have been exchanged, the Umpire-In-Chief shall have the sole authority to determine whether and when play shall be halted and whether and when play shall resume. He shall not call the game until at least 30 minutes after he has suspended play. He may continue the suspension as long as he believes there is any chance to resume play. The Crew Chief shall at all times try to complete a game. His authority to resume play following one or more suspensions of as much as 30 minutes each shall be absolute and he shall terminate a game only when there appears to be no possibility for completing it.

For series that begin on or after September 1, during the final series of the season between two clubs in the home ballpark of each club – even if the game has not yet begun – MLB's Executive VP of Baseball Operations (or his designee) shall be the sole authority as to whether or not a game shall be started because of unsuitable weather or the unfit condition of the playing field.

HOW TO FIGURE

Batting Average: Divide at-bats into hits.

ERA: Multiply earned runs by nine and divide the total by innings pitched.

Slugging Percentage: Divide total bases by the total times at bat (not including walks, sacrifices, hit by pitcher or interference).

On-Base Percentage: Divide the on-base total (hits, walks, hit by pitcher, and interference) by total plate appearances (at-bats, walks, hit by pitcher and sacrifices).

Fielding Percentage: Divide the total putouts and assists by total chances (putouts, assists and errors).

Winning Percentage: Divide the number of games won by the total games played.

Magic Number: Determine the number of games yet to be played, add one, then subtract the number of games ahead in the loss column of the standings from the closest opponent.

SPRING TRAINING INFORMATION

BAYCARE BALLPARK

"If there is a gold standard among Grapefruit League ballparks, it is Clearwater's BayCare Ballpark. It is the standard by which older ballparks are evaluated and new ballparks are planned. It's not the biggest or the most historic, but on virtually every level it's the nicest, and it works very well on a functional level: you never, ever feel crushed or crowded, even when you're queuing up for parking or an entrance to the ballpark. We really can't think of a better time at a spring training game than to spend the afternoon at BayCare Ballpark." – springtrainingonline.com

Fans certainly have enjoyed spending the afternoon at BayCare Ballpark since it first opened in 2004. As the Phillies entered their 22nd spring at their Clearwater home, total attendance stood at 2,448,155.

Of that total, 113,037 were there in the first year, easily breaking the spring record (94,811 in 1994) at Jack Russell Memorial Stadium, where the Phillies trained starting in 1955. Attendance for the first year there was a meager 16,832.

The Phillies first moved to Clearwater in 1947, replacing the Cleveland franchise, which moved to Tucson, Ariz. Athletic Field, with a seating capacity of 3,000, was their first home. The previous spring, the Phillies trained in Miami Beach, Fla. Because of World War II travel restrictions, the Phillies trained close to home in 1943 (Hershey, Pa.) and 1944-45 (Wilmington, Del.).

Only the Detroit Tigers have been in a Florida location longer, holding camp in Lakeland since 1934. The Tigers defeated the Phillies, 13-1, in their first Clearwater game, March 11, 1947, before a paid crowd of 1,766 and lost the first game at Jack Russell Stadium, 4-2, on March 10, 1955, before 4,209 fans.

In 2004, the Phillies also opened a new home in Philadelphia, Citizens Bank Park. No other club ever unveiled two ballparks in the same year.

FIRST GAME AT BAYCARE BALLPARK

Date: March 4, 2004
Score: Phillies 5, Yankees 1
Attendance: 8,205
First batter: CF Kenny Lofton
First pitcher: RHP Vicente Padilla
First hit: CF Marlon Byrd (1st-inning single)

PHILLIES SPRING TRAINING SITES

1883-85	Philadelphia, PA	1902	Washington, NC	1921	Gainesville, FL
1886	Charleston, SC	1903	Richmond, VA	1922-24	Leesburg, FL
1887	Savannah, GA	1904	Savannah, GA	1925-27	Bradenton, FL
1888	Cape May, NJ	1905	Augusta, GA	1928-37	Winter Haven, FL
1889-90	Jacksonville, FL	1906-08	Savannah, GA	1938	Biloxi, MS
1891	Cape May, NJ	1909-10	Southern Pines, NC	1939	New Braunfels, TX
1892	Gainesville, FL	1911	Birmingham, AL	1940-42	Miami Beach, FL
1893-94	Philadelphia, PA	1912	Hot Spring, AR	1943	Hershey, PA
1895-96	Hampton, VA	1913	Southern Pines, NC	1944-45	Wilmington, DE
1897	Augusta, GA	1914	Wilmington, NC	1946	Miami Beach, FL
1898	Cape May, NJ	1915-18	St. Petersburg, FL	1947-	Clearwater, FL
1899-1900	Charlotte, NC	1919	Charlotte, NC		
1901	Philadelphia, PA	1920	Birmingham, AL		

SPRING TRAINING GUEST INSTRUCTORS



Cole Hamels



Ryan Howard



Jimmy Rollins



Shane Victorino

SPRING TRAINING INFORMATION

BAYCARE BALLPARK

Street Address: 601 N. Old Coachman Road
Clearwater, FL 33765
Telephone: (727) GO-PHILS
Fax: (727) 461-7768
Seating Capacity: 8,272



MINOR LEAGUE CAMP

Site: Paul Owens Training Facility
at Carpenter Complex
Street Address: 651 N. Old Coachman Road
Clearwater, FL 33765
Telephone: (727) GO-PHILS
Fax: (727) 726-1793

2025 PHILLIES SPRING TRAINING SCHEDULE

Day	Date	Opponent	Site	Broadcast	Time
Saturday	February 22	Tigers	Lakeland	W	1:05 p.m.
Sunday	February 23	Orioles	CLEARWATER	N/W	1:05 p.m.
Monday	February 24	Pirates	CLEARWATER	N+	1:05 p.m.
Tuesday	February 25	Rays	Port Charlotte	M	1:05 p.m.
Wednesday	February 26	Blue Jays	Dunedin	M	1:07 p.m.
Thursday	February 27	Yankees	CLEARWATER	P	1:05 p.m.
Friday	February 28	Red Sox	CLEARWATER	N+	1:05 p.m.
Saturday	March 1	Tigers	Lakeland	W	1:05 p.m.
Sunday	March 2	Orioles	CLEARWATER	N/W	1:05 p.m.
		Blue Jays	Dunedin		1:07 p.m.
Monday	March 3	OFF			
Tuesday	March 4	Yankees	CLEARWATER	P	1:05 p.m.
Wednesday	March 5	Tigers	Lakeland	E	1:05 p.m.
Thursday	March 6	Rays	CLEARWATER	N+	1:05 p.m.
Friday	March 7	Pirates	Bradenton	M	1:05 p.m.
Saturday	March 8	Blue Jays	CLEARWATER	N/W	1:05 p.m.
Sunday	March 9	Orioles	CLEARWATER	N/W	1:05 p.m.
Monday	March 10	Twins	Ft. Myers	M	1:05 p.m.
Tuesday	March 11	Red Sox	Ft. Myers	M	1:05 p.m.
Wednesday	March 12	OFF			
Thursday	March 13	Braves	CLEARWATER	N+	1:05 p.m.
Friday	March 14	Spring Breakout	CLEARWATER	N+	1:05 p.m.
		Yankees	Tampa	W	6:35 p.m.
Saturday	March 15	Tigers	CLEARWATER	N/W	1:05 p.m.
Sunday	March 16	Orioles	Sarasota	W	1:05 p.m.
Monday	March 17	Blue Jays	CLEARWATER	P	1:05 p.m.
Tuesday	March 18	Pirates	Bradenton	M	1:05 p.m.
Wednesday	March 19	Yankees	CLEARWATER	N+	1:05 p.m.
Thursday	March 20	Braves	North Port	M	1:05 p.m.
Friday	March 21	Twins	CLEARWATER	N+	1:05 p.m.
		Blue Jays	Dunedin		1:07 p.m.
Saturday	March 22	Yankees	Tampa	W	1:05 p.m.
Sunday	March 23	Tigers	CLEARWATER	W	12:05 p.m.
Monday	March 24	Rays	CLEARWATER	P	12:35 p.m.

N – NBCSP; N+ – NBCSP+; W – WIP 94.1 FM; M – MLB.com; P – Webcast; E – ESPN



2025 SCHEDULE & PROMOTIONS



CONTACT INFORMATION

Ticket Sales and Information:
215-463-1000

Ballpark Group Tours:
215-218-5360

Special Events
(Non-game day events):
215-218-5100

New Era Phillies Team Store:
267-570-2333



Follow @phillies on Instagram
Like the Phillies on Facebook
Follow @phillies on X
Add the Phillies on Snapchat
Follow @phillies on TikTok

SUN	MON	TUES	WED	THUR	FRI	SAT
MARCH						
				27 WSH 4:05	28	29 WSH 4:05
30 WSH 1:35	1 COL 3:05	1	2 COL 6:45	3 COL 1:05	4 AD 6:45	5 LAD 4:05
6 LAD 1:35	7	8 ATL 7:15	9 ATL 7:15	10 ATL 10:15	11 STL 8:15	12 STL 2:15
13 STL 2:15	14 SF 6:45	15 SF 6:45	16 SF 6:45	17 SF 4:05	18 MIA 6:45	19 MIA 1:05
20 MIA 1:35	21 NYM 7:10	22 NYM 7:10	23 NYM 1:10	24	25 CHI 2:20	26 CHI 4:05
27 CHI 7:10	28	29 WSH 6:45	30 WSH 6:45	APRIL		

SUN	MON	TUES	WED	THUR	FRI	SAT
MAY						
				1 WSH 6:45	2 ARI 6:45	3 ARI 6:05
4 ARI 2:05	5	6 TB 7:05	7 TB 7:05	8 TB 7:05	9 CLE 7:10	10 CLE 6:10
11 CLE 7:10	12 STL 6:45	13 STL 6:45	14 STL 1:05	15	16 PIT 6:45	17 PIT 6:05
18 PIT 1:35	19 COL 8:40	20 COL 8:40	21 COL 8:40	22 COL 3:10	23 ATH 10:05	24 ATH 10:05
25 ATH 4:05	26	27 ATL 6:45	28 ATL 6:45	29 ATL 6:45	30 MIL 6:45	31 MIL 4:05

SUN	MON	TUES	WED	THUR	FRI	SAT
JUNE						
1 MIL 1:35	2	3 TOR 7:07	4 TOR 7:07	5 TOR 3:07	6 PIT 6:40	7 PIT 4:05
8 PIT 1:35	9 CHI 6:45	10 CHI 6:45	11 CHI 1:05	12	13 TOR 6:45	14 TOR 4:05
15 TOR 1:35	16 MIA 6:40	17 MIA 6:40	18 MIA 6:40	19 MIA 6:40	20 NYM 7:15	21 NYM 7:15
22 NYM 7:10	23	24 HOU 8:10	25 HOU 8:10	26 HOU 2:10	27 ATL 7:15	28 ATL 7:15
29 ATL 1:35	30 SD 6:30					

SUN	MON	TUES	WED	THUR	FRI	SAT
JULY						
		23 1 SD 6:30	24 2 SD 1:05	3	4 CIN 1:05	5 CIN 4:05
6 LAD 1:35	7 SF 9:45	8 SF 9:45	9 SF 3:45	10	11 SD 9:40	12 SD 7:35
13 SD 4:10	14	15 ASG	16	17	18 LAA 6:45	19 LAA 6:05
20 LAA 1:35	21 BOS 6:45	22 BOS 6:45	23 BOS 7:05	24	25 NYN 7:05	26 NYN 1:05
27 NYN 1:35	28 CWS 7:40	29 CWS 7:40	30 CWS 2:10	31		

SUN	MON	TUES	WED	THUR	FRI	SAT
AUGUST						
					29 1 DET 6:45	2 DET 4:05
3 DET 1:35	4 BAL 6:45	5 BAL 6:45	6 BAL 12:35	7	8 TEX 8:05	9 TEX 7:15
10 TEX 2:35	11 CIN 6:10	12 CIN 6:40	13 CIN 5:10	14 WSH 6:45	15 WSH 6:45	16 WSH 4:05
17 WSH 11:35	18 SEA 6:45	19 SEA 1:05	20 SEA 1:05	21	22 WSH 6:45	23 WSH 6:05
24 WSH 1:35	25 NYM 7:10	26 NYM 7:10	27 NYM 7:10	28 ATL 6:45	29 ATL 6:45	30 ATL 6:05
31 ATL 1:35						

SUN	MON	TUES	WED	THUR	FRI	SAT
SEPTEMBER						
	1 MIL 4:10	2	3 MIL 7:40	4 MIL 4:10	5 MIA 7:10	6 MIA 4:10
7 MIA 1:40	8 NYM 6:45	9 NYM 6:45	10 NYM 6:45	11 NYM 7:15	12 KC 6:45	13 KC 6:05
14 KC 1:35	15 LAD 10:10	16 LAD 10:10	17 LAD 10:10	18	19 ARI 9:40	20 ARI 8:10
21 ARI 4:10	22	23 MIA 6:45	24 MIA 6:45	25 MIA 6:05	26 MIN 6:45	27 MIN 6:05
29 MIN 3:05	29	30				

HOME GAMES Partial Season Plans Sunday Plan Group Dates: Super Phanatic Value Dates Buy One Get One Dates (BOGO) All games carried by SportsRadio WIP 94.1 FM.


PROMOTIONS

- Opening Day presented by Nemours Children's Health/2024 NL East Champions Pennant ♦ (3/31)
- McDonald's Opening Night T-Shirt ★ (4/2)
- Cavity Busters Kids Opening Day/Knit Hat ❖ (4/5)
- 2025 Schedule Magnet presented by Ace Hardware Home Services ♦ (4/6)
- Hatfield Phillies Franks BOGO Night ♦ (4/14)
- Jackie Robinson Day ♦ (4/15)
- Independence Blue Cross Senior Stroll the Bases ● (4/17)
- BradyPLUS Nick Castellanos Wristbands ❖ (4/19)
- Citizens Phanatic Birthday/Phanatic Widget Hat ❖ (4/20)
- Hatfield Phillies Franks BOGO Night ♦ (4/29)
- Independence Blue Cross Aaron Nola Replica Jersey ❖ (5/3)
- Mother's Appreciation Day presented by Valley Forge & Montgomery County/Ladies Puffer Vest ▼ (5/4)
- Hatfield Phillies Franks BOGO Night ♦ (5/12)
- Citizens Weather Education Day presented by NBC10 First Alert Weather ✕ (5/14)
- Johnson Controls Zack Wheeler Bobble Figurine ♦ (5/16)
- Phanatic About Reading Day presented by Xfinity/Phanatic Children's Book ❖ (5/18)
- Retro Phillies Cap presented by SEI ♦ (5/29)
- IBEW Local 98 Phillies T-Shirt ♦ (6/1)
- Nate Smith Postgame Concert presented by Jim Beam ♦ (6/10)
- Toyota Kyle Schwarber Card Show Bobble ❖ (6/14)
- Father's Appreciation Day/Men's Board Shorts ▲ (6/15)
- Xfinity Fireworks Show #1 ♦ (6/30)
- Xfinity Fireworks Show #2 ♦ (7/1)
- Nemours Children's Health Kids Run the Bases ❖ (7/2)
- Philadelphia Water Ice Phanatic Beach Towel ❖ (7/6)
- PECO J.T. Realmuto Bobble Figurine ♦ (7/18)
- Phillies Basketball Jersey presented by CP Rankin Roofing Experts ❖ (7/19)
- Nelly Postgame Concert presented by Jim Beam ♦ (7/22)
- Toyota Phillies Wall of Fame Night ♦ (8/1)
- Toyota Phillies Alumni Day ♦ (8/3)
- Nemours Children's Health Kids Run the Bases ❖ (8/6)
- Independence Blue Cross Senior Stroll the Bases ● (8/20)
- Miller Lite Floppy Hat ✎ (8/22)
- BradyPLUS Trea Turner Performance Sunglasses ❖ (8/24)
- Chick-fil-A Bryce Harper Funko Pop! Collectible ❖ (8/30)
- Sustainable Phillies Cap presented by PGW ♦ (8/31)
- Nemours Children's Health Childhood Cancer Awareness Night ♦ (9/13)
- GIANT Family Day ❖ (9/14)
- Fan Appreciation Day ♦ (9/28)

- ♦ All fans
- ★ Fans 15 and over
- ❖ Children 14 and under
- ▲ Men 15 and over
- ▼ Women 15 and over
- ✎ Fans 21 and over
- Fans 55 and over
- ✕ Must register through Theme Nights page on phillies.com

Red-Giveaways Blue-Promotions
Schedule, promotions subject to change.

Made for gameday stats and
*season-long
storylines*



Citizens Bank
Park